

MFG
METALPLAST GROUP



KAPI VE PENCERE AKSESUARLARI
DOOR & WINDOW ACCESSORIES

www.metalplastgroup.com



İÇİNDEKİLER INDEX



ALÜMİNYUM KAPI VE PENCERE AKSESUARLARI	6
<i>ALUMINIUM DOOR AND WINDOW ACCESSORIES</i>	
GIESSE AKSESUAR SİSTEMLERİ	38
<i>GIESSE ACCESSORIES SYSTEMS</i>	
CNC MAKİNALARI	52
<i>CNC MACHINES</i>	
ALÜMİNYUM VE PVC PROFİL İŞLEME MAKİNELERİ	58
<i>ALUMINIUM AND PVC PROFILE PROCESSING MACHINES</i>	
CAM KESİM VE İŞLEME MAKİNELERİ	113
<i>GLASS CUTTING AND PROCESSING MACHINES</i>	
HIRDAVAT ÜRÜNLER	133
<i>HARDWARES</i>	
HAVALI EL ALETLERİ	139
<i>PNEUMATIC TOOLS</i>	
CAM ÜRÜNLERİ	141
<i>GLASS TOOLS</i>	
FİTİLLER	144
<i>GASKETS</i>	
KİLİTLER	150
<i>LOCKS</i>	
NALBUR ÜRÜNLERİ	157
<i>EQUIPMENT PRODUCTS</i>	
VİTRİN ÜRÜNLERİ	165
<i>SHOWCASE PRODUCTS</i>	
KÜPEŞTE ÜRÜNLER	167
<i>HANDRAILS PRODUCTS</i>	
CAM BALKON AKSESUARLARI	233
<i>GLASS BALCONY ACCESSORIES</i>	
PLEXİ KÜPEŞTE	237
<i>PLEXI</i>	
SİNEKLİK ÜRÜNLER	242
<i>FLYSCREEN ACCESSORIES</i>	
DIŞ CEPHE ÜRÜNLERİ	250
<i>EXTERIOR FACADE PRODUCTS</i>	
PVC KAPI VE PENCERE AKSESUARLARI	254
<i>PVC DOOR AND WINDOW ACCESSORIES</i>	
GRAMAJ LİSTELERİ	295
<i>LIST OF WEIGHT</i>	
KOD İNDEKS	317
<i>CODE INDEX</i>	

ALÜMİNYUM KAPI VE PENCERE AKSESUARLARI

*ALUMINIUM DOOR AND WINDOW
ACCESSORIES*



MP31-07
DÜZ ROZETLİ
SOSİS KOL

KOLİ ADET : 30
KOLİ AĞIRLIK : 22.00 KG

FLAT ROSETTE HANDLE



MP31-07/2Y
YAYLI DÜZ ROZETLİ
SOSİS KOL

KOLİ ADET : 32
KOLİ AĞIRLIK : 15.5 KG

FLAT ROSETTE SPRING HANDLE



MP31-08/2Y
YAYLI ROZETLİ
BABACAN SOSİS KOL

KOLİ ADET : 32
KOLİ AĞIRLIK : 16.5 KG

SPRING ROSETTE CURVED HANDLE



MP31-08/2HLY
YAYLI DÜZ ROZETLİ
BABACAN SOSİS KOL

KOLİ ADET : 32
KOLİ AĞIRLIK : 24.5 KG

FLAT SPRING ROSETTE HANDLE





MP31-01
YAYLI SOSİS KOL

KOLİ ADET : 50
KOLİ AĞIRLIK : 12,00 KG

*SAUSAGE SPRING
HANDLE*



MP31-03/1
YAYSIZ DÖKÜM SOSİS KOL

KOLİ ADET : 100
KOLİ AĞIRLIK : 30,00 KG

*EMPTY SAUSAGE SHAPED
UNCOILED DOOR HANDLE*



MP31-09/2
**GENİŞ AYNALI
SOSİS KOL**

KOLİ ADET : 25
KOLİ AĞIRLIK : 18,50 KG

*WIDE MIRRORED SAUSAGE
SHAPED DOOR HANDLE*



MP31-09/13
**YAYLI DAR AYNALI
SOSİS KOL**

KOLİ ADET : 33
KOLİ AĞIRLIK : 17,00 KG

*NARROW SPRING MIRRORED
SAUSAGE SHAPED DOOR
HANDLE*





MP31-09/14

**YAYLI DAR AYNALI
BABACAN SOSİS KOL**

KOLİ ADET : 32
KOLİ AĞIRLIK : 19 KG

*TWISTED AND NARROW
MIRRORED TYPE SAUSAGE
SHAPED DOOR HANDLE*



MP31-09/15

**GENİŞ AYNALI BABACAN
SOSİS KOL**

KOLİ ADET : 25
KOLİ AĞIRLIK : 20,50 KG

*TWISTED AND WIDE MIRRORED
SAUSAGE SHAPED DOOR
HANDLE*



MP31-22

**AYNALI BORU
ÇEKME D KOL**

KOLİ ADET : 100
KOLİ AĞIRLIK : 21,00 KG

*PULL DOOR HANDLE TYPE
MIRRORED PIPE IN D FORM*



MP31-21

**AYNALI BORU KIVRIK
ÇEKME KOL**

KOLİ ADET : 80
KOLİ AĞIRLIK : 22,00 KG

*PULL DOOR HANDLE TYPE
TWISTED MIRRORED PIPE*



MP31-20/21
**BARELLİ AYNALI MİNİ
KIVRIK KOL**

KOLİ ADET : 1*50
KOLİ AĞIRLIK : 19,50 KG
ÖZEL ÜRETİM

C-Yale D-WC E-Özel



*SMALL AND TWISTED
DOOR HANDLE*



MP-1731

YALE İTALYAN KOL

1 PK 50 AD 24,5 KG

*ITALIAN YALE DOOR
HANDLE*



MP-1732

WC İTALYAN MODEL KOL

1 PK 50 AD 25 KG

*ITALIAN DOOR HANDLE
MODEL FOR WC*



MP31-07/G63

**PASLANMAZ YUVARLAK
ROZETLİ WC KOL TEK BÜKÜM**

1Tk. 0,328kg

Özel Üretim

*STAINLESS ROUND ROSETTE DOOR
HANDLE FOR WC WITH ONE TWIST*



MP31-07/G61

**PASLANMAZ YUVARLAK
ROZETLİ WC KOL ÇİFT BÜKÜM**

1Tk. 0,404kg

Özel Üretim

*STAINLESS ROUND ROSETTE DOOR
HANDLE FOR WC WITH TWO TWISTS*



MP31-02/9-1

**PASLANMAZ TEK BÜKÜM
OVAL YALE KOL**

1Tk. 0,256kg

Özel Üretim

*STAINLESS OVAL YALE DOOR
HANDLE WITH ONE TWIST*



MP31-02/9

**PASLANMAZ OVAL YALE KOL
ÇİFT BÜKÜM (İÇİ PLASTİK R.)**

1Tk. 0,268kg

Özel Üretim

*STAINLESS OVAL YALE DOOR
HANDLE WITH TWO TWIST*

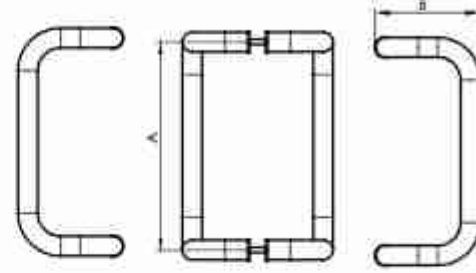


MP31-11
KIVRIK BORU KOL

KOD/CODE	Ø	A	B	C
MK 25 A 200	25	200	130	80
MK 25 A 300	25	300	130	80
MK 25 A 350	25	350	130	80
MK 25 A 400	25	400	130	80
MK 25 A 500	25	500	130	80
MK 30 A 300	30	300	160	100
MK 30 A 400	30	400	160	100
MK 30 A 500	30	500	160	100
MK 30 A 600	30	600	160	100
MK 30 A 700	30	700	160	100

[A] İSTENEN ÖLÇÜDE ÜRETİLEBİLİR

CURVED PIPE DOOR HANDLE



MP31-14
V KOL

KOD/CODE	Ø	A	C
MA 25 A 200	25	200	80
MA 25 A 300	25	300	80
MA 25 A 400	25	400	80

[A] İSTENEN ÖLÇÜDE ÜRETİLEBİLİR

DOOR HANDLE IN V FORM

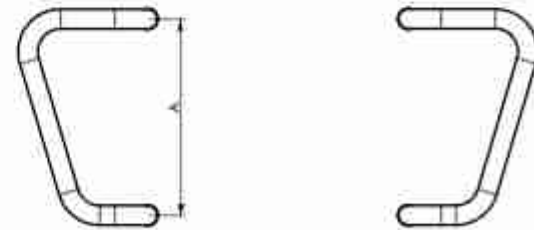


MP31-13
AÇILI KIVRIK BORU KOL
ÖZEL ÜRETİM

KOD/CODE	Ø	A	C
MA 25 A 200	25	200	80
MA 25 A 300	25	300	80
MA 25 A 400	25	400	80

[A] İSTENEN ÖLÇÜDE ÜRETİLEBİLİR

ANGLE CURVED PIPE DOOR HANDLE





MP31-12
YARIM AY BORU KOL

KOD/ÇODE	Ø	A	B	C
MC 25 A 200	25	200	150	80
MC 25 A 300	25	300	210	80
MC 30 A 300	30	300	225	100
MC 20 A 350	30	350	280	100

[A] İSTENEN ÖLÇÜDE ÜRETİLEBİLİR

DOOR HANDLE CRESCENT TYPE




MP31-17/45
AÇILI H KOL

Özel Üretim

KOD/ÇODE	Ø	A
MAH 30 A 800	30	800
MAH 30 A 900	30	900
MAH 30 A 1000	30	1000

[A] İSTENEN ÖLÇÜDE ÜRETİLEBİLİR

OPEN H DOOR HANDLE



MP30-14/4-3.1
MP30-14/4-3.2
MP30-14/4-3.3
MP30-14/4-3.4
MP30-14/4-3.5
PLEKSİ H KOLLAR

PLEXY H TYPE DOOR HANDLE

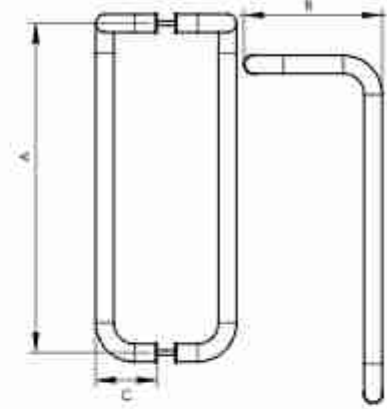


MP31-23
BASTON KOL

KOD/CODE	Ø	A	B	C
MB 25 A 700	30	700	180	80
MB 25 A 800	30	800	180	80
MB 25 A 900	30	900	180	80
MB 25 A 1000	30	1000	180	80
MB 30 A 700	30	700	200	100
MB 30 A 800	30	800	200	100
MB 30 A 900	30	900	200	100
MB 30 A 1000	30	1000	200	100
MB 30 A 1250	30	1250	200	100

[A] İSTENEN ÖLÇÜDE ÜRETİLEBİLİR


DOOR HANDLE TYPE CRUTCH



MP31-15
BORU ÇEKME U KOL

KOD/CODE	Ø	A	C
MU 25 A 200	25	200	80
MU 25 A 300	25	200	80
MU 25 A 350	25	200	80
MU 25 A 400	25	200	80
MU 30 A 300	30	300	100
MU 30 A 350	30	350	100

DOOR HANDLE U TYPE



MP31-18
KÖŞELİ H KOL

KOD/CODE	Ø	A	B	C	D
MX 30 A 600	30	600	400	80	120
MX 30 A 700	30	700	500	80	120
MX 30 A 800	30	800	600	80	120
MX 30 A 900	30	900	700	80	120
MX 30 A 1200	30	1200	800	80	120

[A] İSTENEN ÖLÇÜDE ÜRETİLEBİLİR

ANGLED PULL DOOR
HANDLE H TYPE



MP31-17
H KOL

KOD/CODE	Ø	A	B	C
MH 30 A 600	30	600	400	80
MH 30 A 800	30	800	600	80
MH 30 A 1200	30	1200	900	80
MH 30 A 1500	30	1500	1200	80

DOOR HANDLE H TYPE



MP31-19/S10
S KOL

KOD/CODE	Ø	A	B	C
MS 30 A 760	30	760	700	80
MS 30 A 860	30	860	800	80
MS 30 A 960	30	960	900	80
MS 30 A 1060	30	1060	1000	80

[A] İSTENEN ÖLÇÜDE ÜRETİLEBİLİR
DOOR HANDLE TYPE S FORM



MP31-19
YAY KOL

KOD/CODE	Ø	A	B	C
MY 30 A 400	30	400	350	80
MY 30 A 500	30	500	450	80
MY 30 A 600	30	600	400	80
MY 30 A 700	30	700	650	80
MY 30 A 800	30	800	750	80


BOWED DOOR HANDLE



MP31-23/30
AÇILI BASTON KOL
ÖZEL ÜRETİM

KOD/CODE	Ø	A	B	C
MAB 30 A 800	30	800	800	80
MAB 30 A 900	30	900	900	80
MAB 30 A 1000	30	1000	1000	80

[A] İSTENEN ÖLÇÜDE ÜRETİLEBİLİR
DOOR HANDLE TYPE OPENED
CRUTCH



MP31-28
BANT LAMA KOL

KOD/CODE	A	B
ML 700	700	670
ML 800	800	770
ML 900	900	870
ML 1000	1000	970

LAMA STRIPE DOOR HANDLE



MP31-16/5
YARIM AY DÖKÜM KOL

KOLİ ADET : 30
KOLİ AĞIRLIK : 18,50 KG


CASTING DOOR HANDLE
CRESCENT TYPE



MP31-16
YARIM AY DÖKÜM KOL

KOLİ ADET : 30
KOLİ AĞIRLIK : 18,50 KG

CASTING DOOR HANDLE
CRESCENT TYPE



MP31-24/2H
AKBANK KOL APARATI
HAVUZLU

AKBANK DOOR HANDLE



MP31-24/20
Ø 40 LUK AKBANK
KOL APARATI

1 PK 25 Ad. 25 kg

AKBANK DOOR HANDLE



MP31-24/2
OVAL AKBANK KOL

KOD/CODE	Ø	A
MAK C 40 A.2000	40	2000
MAK C 40 A.2100	40	2100
MAK C 40 A.2200	40	2200
MAK C 40 A.2300	40	2300
MAK C 40 A.2400	40	2400
MAK C 40 A.2500	40	2500

[A] İSTENEN ÖLÇÜDE ÜRETİLEBİLİR

OVAL AKBANK DOOR
HANDLE



MP30-14/4-2
PASLANMAZ H KOL

H80xA30 1Tk 1,2 kg
H60xA40 1Tk 1,3 kg
H100xA80 1Tk 2 kg

STAINLESS DOOR HANDLE
TYPE H FORM

MP30-14/4-2S
PASLANMAZ S KOL
ÖZEL İMALAT

H60xA30 1Tk 1,25 kg
STAINLESS DOOR HANDLE
TYPE H FORM



MP30-14/4-9
PASLANMAZ YAY H KOL
ÖZEL İMALAT

H60xA30 1Tk 1,1 kg
STAINLESS DOOR HANDLE
TYPE H FORM



MP30-14/4-10
PASLANMAZ U KOL

1Tk 60 cm 1,2 kg
STAINLESS DOOR HANDLE
TYPE H FORM



MP30-14/4-9G
PASLANMAZ YAY KOL

1 TK 60 CM 1,100 KG
STAINLESS DOOR HANDLE
TYPE H FORM





MP31-05/9
[HE-9400]
AXES KOL OVAL -
ISI YALITIM
40 Adet 18kg



MP31-05/1
AXES KOL - ISI YALITIM
40 Adet 18kg



MP31-06/1
ALDOKS AYCAN
KİLİT KOL
60 Adet 16,80kg



MP31-05/5
KİLİT KOL UNİVERSAL
ALDOKS - ISI YALITIM
40 AD 16,50 KG



MP31-06/9
SCALA KOL 2056
1 Pk 50 Ad 15,5 kg



MP31-10
YAYLI KAPI KOLU (METAL TABANLI)
60 Ad 22kg



MP31-10/V
ALM KAPI KOLU TRENDY ROZETLİ
1 PK 35 AD 20,21 KG



MP31-10/V1
ALM KAPI KOLU SMYRNA ROZETLİ
1 PK 35 AD 20,25 KG



MP31-04/9
ALM KAPI KOLU İST ALDOKS PARS
Koli içi Adet/Quantity per Box: 60 ad/pcs
Koli Ebadı/Box Dimension: 380x580x220mm
Koli Ağırlığı/Box Weight: 18,02 Kg



MP31-20/22
ALM KAPI KOLU İZMİR ÇEKME
Koli içi Adet/Quantity per Box: 25 ad/pcs
Koli Ebadı/Box Dimension: 380x580x220mm
Koli Ağırlığı/Box Weight: 11,78 Kg
Özel Üretim



MP31-04/10
ALM KAPI KOLU FLAMİNGO ALDOKS
Koli içi Adet/Quantity per Box: 60 ad/pcs
Koli Ebadı/Box Dimension: 380x580x220mm
Koli Ağırlığı/Box Weight: 21,04 Kg



MP31-20/23
ALM KAPI KOLU JUMBO LARA TOPUZLU
Koli içi Adet/Quantity per Box: 25 ad/pcs
Koli Ebadı/Box Dimension: 380x580x220mm
Koli Ağırlığı/Box Weight: 12,08 Kg
Özel Üretim

MP32-09/C3

TEK DİLLİ CEPHE KOLU

50 Ad 16kg



SINGLE TONGUE FACADE WINDOW HANDLE

MP32-09/C6

ÇİFT DİLLİ CEPHE KOLU

50 Ad 17kg



DOUBLE TONGUE FACADE WINDOW HANDLE

MP32-09/C11

ÇİFT DİLLİ CEPHE KOLU KİTİ



SET OF DOUBLE TONGUE FACADE FOR WINDOW HANDLES

MP32-05 / KİT

İSPANYOLET KİT TAKIMI (HE-6000, HE-6001, HE-7002)

1 Pk 250 Ad 18kg



ESPAGNOLETES (LATCHES)

MP32-04

DÜZ EKSENEL KOL

1 Ad 0,140kg



STRAIGHT AXIAL WINDOW HANDLE

MP32-05

BOYUNLU EKSENEL KOL ÇİFT DİLLİ (HE-7001)

1 Ad 0,160kg



DOUBLE TONGUE WINDOW HANDLE

MP32-01/1

BOYUNLU EKSENEL KOL TEK DİLLİ

1 Ad 0,140kg



SINGLE TONGUE WINDOW HANDLE

MP32-05/M2

DÜZ MASTER KOL

1 Ad 0,143kg



STRAIGHT MASTER WINDOW HANDLE

MP32-05/M3

DÜZ MASTER KOL TAKIM

1 Ad 0,342kg



STRAIGHT MASTER WINDOW HANDLE SET

MP32-05/M1

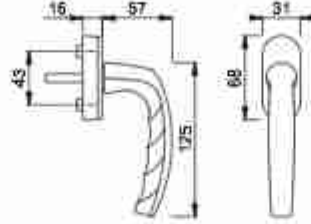
DÜZ MASTER KOL TABAN

1 Ad 0,198kg

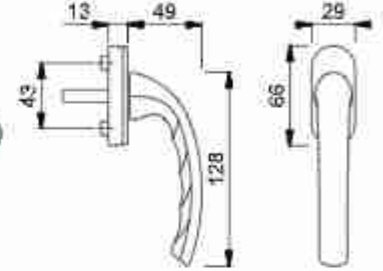


STRAIGHT MASTER WINDOW HANDLE BASE

MP29-01/H1



MP29-01/H2



MP32-08/1 İ

İSPANYOLET KOL DÖKÜM
PK 100 AD. 26,2 KG



MOLDED WINDOW HANDLE
WITH LATCHES

MP32-08/5

**İSPANYOLET KOL - PARMAK İZLİ
ÇATALLI**

120 Adet 22kg.



WINDOW HANDLE
WITH LATCHES AND
FINGERPRINT

MP32-06

**İSPANYOLET KOL
KLASİK**

1 Pk 100 Ad. 14 kg



CLASSIC WINDOW
HANDLE WITH
LATCHES.

MP32-01/A5

ALM PENCERE KOLU MİLANO CEPHE

Koli İçi Adet/Quantity per Box: 50 ad/pcs
Koli Ebadı/Box Dimension: 350x580x185mm
Koli Ağırlığı/Box Weight: 16,20 Kg

ALM WINDOW HANDLE FOR FACADE



MP32-01/A4

ALM PENCERE KOLU MİLANO CEPHE KİLİTLİ

Koli İçi Adet/Quantity per Box: 50 ad/pcs
Koli Ebadı/Box Dimension: 350x580x185mm
Koli Ağırlığı/Box Weight: 17,85 Kg

Özel Üretim

ALM WINDOW HANDLE FOR FACADE WITH KEY



MP32-01/A2

**ALM PENCERE KOLU MİLANO
EKSENEL KİLİTLİ ÇİFT DİLLİ**

Koli İçi Adet/Quantity per Box: 50 ad/pcs
Koli Ebadı/Box Dimension: 350x580x185mm
Koli Ağırlığı/Box Weight: 20,00 Kg

ALM WINDOW HANDLE WITH KEY AND
DOUBLE TONGUE



MP32-01/A1

**ALM PENCERE KOLU MİLANO EKSENEL
KİLİTLİ TEK DİL**

Koli İçi Adet/Quantity per Box: 50 ad/pcs
Koli Ebadı/Box Dimension: 350x580x185mm
Koli Ağırlığı/Box Weight: 18,75 Kg

ALM WINDOW HANDLE WITH KEY
AND SINGLE TONGUE





MP32-01/A3

**ALM PENCERE KOLU MİLANO
EKSENEL KISA DİL (ÇİFT AÇILIM)**

Koli içi Adet/Quantity per Box: 50 ad/pcs
Koli Ebadı/Box Dimension: 350x580x185mm
Koli Ağırlığı/Box Weight: 16,65 Kg

ALM WINDOW HANDLE (TILT AND TURN)

MP32-09/C3-1

BORULU CEPHE KOL (70.08.01)

1 Ad 0,550kg



HANDLE WITH PIPE FACADE

MP32-03/5

DIŞ CEPHE KOLU (BEZAULT)



EXTERIOR FACADE WINDOW HANDLE

MP32-03

DIŞA AÇILIM KANAT KOLU

1 Pk 50 Ad 10kg



OUTWARD WINDOW HANDLE

MP32-03/6(HE-7000)

DIŞA AÇILIM KANAT MANDALI

1 Pk 100 Ad 17kg



OUTWARD WINDOW HANDLE

MP32-14/2

ANAHTARLI TETİK KOL

100 Ad 18kg



TRIGGER WINDOW HANDLE
WITH KEYS

MP32-14/1

TETİK KOL AVRUPA MODEL

100 Ad 12kg



EUROPEAN MODEL
OF TRIGGER WINDOW
HANDLE

MP32-13/5

SÜRME SERİ TETİK KOL

1 Pk 100 Adet 12kg



SLIDING SERIAL OF
TRIGGER WINDOW
HANDLE

MP32-13/2

YAYLI TETİK KOL

1 PK 100 AD 12 KG



BOWED TRIGGER WINDOW
HANDLE



MP30-08
C KOL

KOLİ ADET : 600
KOLİ AĞIRLIK :14 KG

HANDLE TYPE C



MP 31-27
D KOL

KOLİ ADET : 40
KOLİ AĞIRLIK :14,50 KG

HANDLE TYPE D



MP31-25
KARE KOL

KOLİ ADET : 180
KOLİ AĞIRLIK : 48.50 KG

HANDLE TYPE SQUARE

MP 32-10/3
HAVUZ KOL (PROFİL KESİM)

KOLİ ADET : 480
KOLİ AĞIRLIK : 8,50 KG
SLIDING HANDLE



MP32-10/1
DÖKÜM HAVUZ KOL BÜYÜK

KOLİ ADET : 200
KOLİ AĞIRLIK :10,50 KG
SLIDING BIG HANDLE



MP32-10/1K
DÖKÜM HAVUZ KOL KÜÇÜK

KOLİ ADET : 200
KOLİ AĞIRLIK :10,50 KG
SLIDING SMALL HANDLE



MP32-12/13
YAYLI SÜRGÜLÜ HAVUZ KOL

1 Pk 200 Adet 19,5kg Özel Üretim

SPRING SLIDING POOL
SHAPED HANDLE



MP30-09/4
SÜRME KOL

1 Pk 40 Adet 10,8 kg

SLIDING HANDLE



MP30-09/6
SÜRME KOL

1 Adet 300 gr

SLIDING HANDLE





MP32-11/GRS
HE-9500
HAVUZ KOL YAYLI
(S03.001)

SPRING POOL SHAPED
HANDLE



MP32-11/M2
YAYLI SÜRGÜLÜ
HAVUZ KOL

KOLİ ADET : 1
KOLİ AĞIRLIK : 56 GR

SPRING SLIDING POOL
SHAPED HANDLE



MP32-11/RSC-A
ANAHTARLI
SÜRME KOL


SLIDING HANDLE
WITH KEYS



MP32-11/RSCY
YAYLI SÜRGÜLÜ
HAVUZ KOL

KOLİ ADET : 1
KOLİ AĞIRLIK : 66 GR

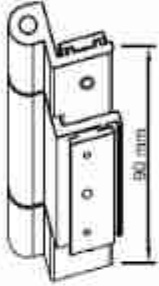
SPRING SLIDING POOL
SHAPED HANDLE



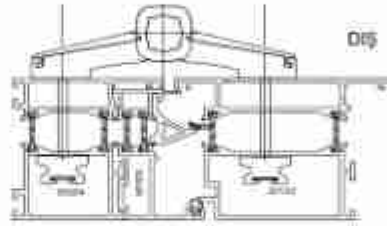
MP56-01/5
311 KİLİT KARŞILIĞI
LOCK RECEIVER



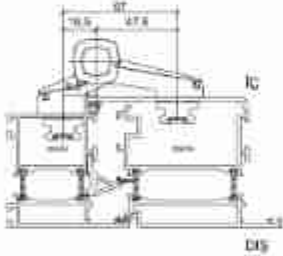
MP56-01
4023 KİLİT KARŞILIĞI
LOCK RECEIVER



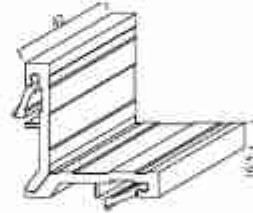
MP56-07/5S
304-305 MENTEŞE
HINGE



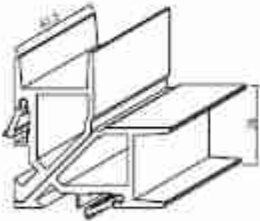
MP56-07/5/13
DÜZ KAPAZLAMA
MENTEŞE
STRAIGHT CLOSING HINGE



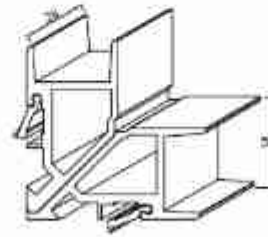
MP56-07/5/13 F
FUGALI KAPAZLAMA
MENTEŞE
NORMAL COVERAGE
HINGE



MP61-81
TAKOZ 81 BAĞLANTI



MP61-82
TAKOZ 82 BAĞLANTI



MP61-83
TAKOZ 83 BAĞLANTI



MP56-03,56-04
ONBAŞI



MP32-15/2/7
ALDOKS MENTEŞE FUGALI
ALUMINIUM HINGE CLASSIC

KOLİ ADET : 240
KOLİ AĞIRLIK : 23 KG

ALDOKS HINGE FUGA MODEL



MP32-15/2/3
F. ALDOKS BİNME MENTEŞE

KOLİ ADET : 240
KOLİ AĞIRLIK : 23KG

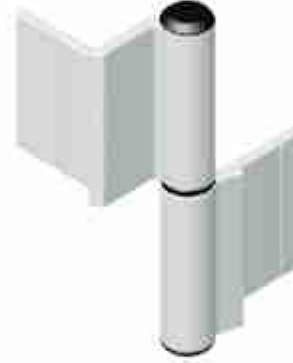
FALDOKS ROLLING HINGE



MP32-15/1/8
ALDOKS MENTEŞE DÜZ

KOLİ ADET : 240
KOLİ AĞIRLIK : 23.00 KG

ALDOKS STRAIGHT HINGE



MP32-15/1/3
D. ALDOKS BİNME MENTEŞE

1 Pk 200 Ad 19 kg

D. ALDOKS ROLLING HINGE



MP32-16/2
DÜZ ALDOKS GEÇME
MENTEŞE

KOLİ ADET : 250
KOLİ AĞIRLIK : 24 KG

ALDOKS STRAIGHT PASSING HINGE



MP32-19/3-4E
ÜSTTEN MONTELİ
MENTEŞE

KOLİ ADET : 250
KOLİ AĞIRLIK : 24.50 KG

TOP MOUNTED HINGE



MP32-20/2
YUNAN MENTEŞE İKİLİ

KOLİ ADET : 250
KOLİ AĞIRLIK : 31.00 KG
GREEK BINARY HINGE



MP32-18
YUNAN MENTEŞE 3 LÜ

KOLİ ADET : 200
KOLİ AĞIRLIK : 38.00 KG
GREEK TRIANGULAR HINGE



MP56-07/6-3
ISI YALITIMLI İZO MENTEŞE

1 PK 100 AD 25 KG
THERMO HINGE



MP56-07/5
ISI YALITIM MENTEŞE

KOLİ ADET : 250
KOLİ AĞIRLIK : 33 KG
THERMO HINGE



HE - 9300
EKO SERİ MENTEŞE - 8334
EKO SERIES HINGE - 8334



MP56-07/5H
HİHAL 2000 SERİ MENTEŞE
HİLAL 2000 SYSTEM HINGE



MP32-23
C60 MENTEŞE İKİLİ

KOLİ ADET : 50
KOLİ AĞIRLIK : 19,50 KG
C60 BINARY HINGE



MP32-21
C60 MENTEŞE ÜÇLÜ

KOLİ ADET : 50
KOLİ AĞIRLIK : 27 KG
C60 TRIANGULAR HINGE



MP32-22/11
OVAL C60 MENTEŞE

KOLİ ADET : 50
KOLİ AĞIRLIK : 18,50 KG
ALDOKS PIVOT HINGE



MP32-17/2
C60 BABA MENTEŞE

KOLİ ADET : 5X20
KOLİ AĞIRLIK : 25,00 KG
C60 PASSING HINGE



MP32-22/3
ALDOKS BABA MENTEŞE

KOLİ ADET : 120
KOLİ AĞIRLIK : 33,50 KG
ALDOKS BIG HINGE



MP32-25/2
ISI YALITIM PİVOT MENTEŞE

KOLİ ADET / PACKING : 100
KOLİ AĞIRLIK / BOX WEIGHT : 34.50 KG

THERMO PIVOT HINGE



MP32-25/1
ALDOKS PİVOT
MENTEŞE ÜÇGEN

KOLİ ADET : 100
KOLİ AĞIRLIK : 21.50 KG

ALDOKS TRIANGLE
PIVOT HINGE



MP32-24
ALDOKS PİVOT
MENTEŞE NAL

KOLİ ADET : 100
KOLİ AĞIRLIK : 35.00 KG

ALDOKS PIVOT HINGE



MP33-01/7
PANJUR MENTEŞESİ

KOLİ ADET : 1500
KOLİ AĞIRLIK : 34.50 KG

SHUTTER HINGE



MP32-26/3/5
AHŞAP KAPI MENTEŞE

1 Pk 24 Ad. 10-12cm 2,5 kg

WOODEN DOOR HINGE



MP32-26
ÇİFT TARAFLI YAYLI
MENTEŞE

KOLİ ADET : 25
KOLİ AĞIRLIK : 32 KG

DOUBLE SIDED
SPRING HINGE



MP33-21/5/3

TS 83 KAPI KAPATICI DOOR CLOSER

- Dirsek kollu ve opsiyonel olarak geciktirme hareketli
- Hemen hemen tüm kapı büyüklükleri için mükemmel çözüm
- 1400 mm / 1600 mm'ye kadar kapı genişlikleri için
- Tek ve çift kanatlı kapılar için
- Kolay montaj
- Korozyona karşı koruma (AC)



MP33-21/5/2

TS 89 V KAPI KAPATICI DOOR CLOSER

- Dirsek kollu ve ayarlanabilir kapanma seçeneği kapı kapatıcı
- Tüm uygulamalar için tek model
- 1400 mm'ye kadar kapı genişlikleri için
- Tek ve çift kanatlı kapılar için
- Hızlı ve basit montaj
- Nemli ve rutubetli alanlar için korozyona dayanıklı tasarım



MP33-21/5/1

TS 72 KAPI KAPATICI DOOR CLOSER

- Dirsek kollu çark sistemli kapı kapatıcı
- Tüm standart kapılar için tek model
- 1100 mm'ye kadar kapı genişlikleri için
- Tek ve çift kanatlı kapılar için
- Zamanın ötesinde bir tasarıma sahip kompakt tasarım



MP33-21/3/1

TS 71 KAPI KAPATICI DOOR CLOSER

- Dirsek kollu çark sistemli kapı kapatıcı
- Standart kapılar için ekonomik bir çözüm
- 1100 mm'ye kadar kapı genişlikleri için
- Tek ve çift kanatlı kapılar için
- Kolay ve hızlı montaj
- Klasik tasarımlı kompakt yapı



MP33-21/1/1

ITS 96 KAPI KAPATICI DOOR CLOSER

- Kalp sistem teknolojili gizli kapı kapatıcı
- Gizli montaj
- Kapı kenarı kalınlığı ≥ 40 mm
- Yastıklama
- Opsiyonel sabitleme
- Ayarlanabilir tokatlama hareketi
- Sıkışmaya karşı koruma



MP33-21/4/3-1

TS COMPACT KAPI KAPATICI DOOR CLOSER

- Standart boyutlardaki iç mekan kapılarında kullanılır
- Kurulumu hızlı ve kolaydır
- Montaj plakası gerektirmez

MP33-21/3/9

TS 97 KAPI KAPATICI DOOR CLOSER



- Kalp Sistem Teknolojisi ile Kayar Kollu Kapı Kapatıcılar
- Etkili boyutlar
- 1100 mm'ye kadar kapı genişlikleri için uygun
- Tek kanatlı kapılar için
- Hızlı ve kolay montaj
- Eş ölçüde gövde yapısı ve kayar kol uzunluğu
- ISO 9001 üretim onaylıdır

MP33-21/3/6

TS 93 KAPI KAPATICI DOOR CLOSER



- Kayar Kollu kalp sistemli kapı kapatıcılar
- Tüm uygulamalar için mükemmel çözüm
- 1250 mm / 1600 mm'ye kadar kapı genişlikleri için
- Tek ve çift kanatlı kapılar için
- Tüm sabitleme konumları için uygundur
- Modüler sistem

MP33-21/3/5

TS 92 KAPI KAPATICI DOOR CLOSER



- Kalp sistemli kapı kapatıcılar
- Özel olarak iç mekan uygulamalarına yöneliktir
- 1100 mm'ye kadar kapı genişlikleri için
- Tek ve çift kanatlı kapılar için
- Kolay montaj
- Hızlıca ayarlanabilir

MP33-21/3/4

TS 91 KAPI KAPATICI DOOR CLOSER



- Kalp Sistemli Kayar Kollu Kapı Kapatıcı
- EASY OPEN teknolojisine sahip
- Özel olarak iç mekan uygulamalarına yöneliktir
- 950 mm'ye kadar kapı genişlikleri için
- Tek ve çift kanatlı kapılar için
- Kolay montaj

MP33-21/4/3

KAPI HİDROLİĞİ DOOR STANDARD STANDART HYDRAULICS



10 Ad. 22kg

MP33-21/4/9

RAYLI PASLANMAZ KAPI HİDROLİK STAINLESS STEEL DOOR HYDRAULICS



10 Ad. 18kg

MP33-21/2/7

CAM DETAYLI KAPI HİDROLİK FLOOR-CONCEALED DOOR CLOSER



1 Ad. 10kg

MP33-21/2/9

ALÜ.YERE GÖMME KAPI HİDROLİĞİ

1 AD 11 KG



BTS 84

KAPI KAPATICI DOOR CLOSER



- Çarpma Kapılar İçin Zemine Gömme Kapı Kapatıcı
- Bizli Ünite
- Özel sade tasarım
- Kolay montaj imkanı
- Opsiyonel sabitleme

BTS 60

KAPI KAPATICI DOOR CLOSER



- Sirkülasyonun az olduğu çarpma kapılar için zemine gömme kapı kapatıcı
- Özel basit tasarım
- Opsiyonel açık tutma
- Basit tasarımı sayesinde kolay montaj
- Minimum zemin girintisi boyutu



MP09-03 S200
KAYAR KAPI MEKANİZMASI
SLIDING DOOR MECHANISM



MP60-Y52
FOTOSELLİ KAPI MEKANİZMASI
AUTOMATIC DOOR MECHANISM



MP09-03 S75
KAYAR KAPI MEKANİZMASI
SLIDING DOOR MECHANISM



MP60-Y52-1
DÖNER KAPI SİSTEMİ
ROTARY DOOR SYSTEM



MP30-12
TEK KANAT ANAHTARSIZ
1Ad 2,8 kg
SINGLE SIDE PUSH HANDLE WITHOUT KEY



MP30-12/1Ç
ÇİFT KANAT ANAHTARSIZ
1Ad 5 kg
DOUBLE SASH WITHOUT KEY



MP30-12/Y
TEK KANAT GÖMME KİLİTLİ PANİK BAR
1Ad 3 kg
ONE SIDE PANIC BAR WITH LOCK



MP30-14/1
KALE TEK KANAT PANİK BAR
KALE SINGLE SASH PANIC BAR



MP30-14/1/1
KALE TEK KANAT ANAHTARLI PANİK BAR
KALE SINGLE SASH PANIC BAR WITH KEY



MP30-14/2
KALE ÇİFT KANAT ANAHTARSIZ PANİK BAR
KALE DOUBLE SASH PANIC BAR WITHOUT KEY



MP30-14/2/1
KALE ÇİFT KANAT ANAHTARLI PANİK BAR
KALE DOUBLE SASH PANIC BAR WITH KEY



MP33-06/2/3
C 60 KİLİT KARŞILIĞI
MAKARALI

KOLİ ADET : 400
KOLİ AĞIRLIK : 25.00 KG

C60 LOCK RECEIVER ROLLER



MP33-06/1/3
C60 KİLİT KARŞILIĞI DİLLİ

KOLİ ADET : 400
KOLİ AĞIRLIK : 25.00 KG

C 60 LOCK RECEIVER FLAT



MP33-06/3
C60 KİLİT KARŞILIĞI ALTI

KOLİ ADET : 400
KOLİ AĞIRLIK : 36.50 KG

C 60 LOCK RECEIVER PLUG



MP33-06/1/2-4
ELEKTİRİKLİ KİLİT
KARŞILIĞI

KOLİ ADET : 400
KOLİ AĞIRLIK : 30.00 KG

ELECTRICAL LOCK RECEIVER



MP33-05/1
ALDOXS DİLLİ
KİLİT KARŞILIĞI

KOLİ ADET : 550
KOLİ AĞIRLIK : 23.50 KG

ALDOXS LOCK RECEIVER



MP33-05/2
ALDOXS MAKARALI
KİLİT KARŞILIĞI

KOLİ ADET : 550
KOLİ AĞIRLIK : 23.50 KG

ALDOXS LOCK RECEIVER
WITH ROLLER



MP39-09
YUNAN SERİ KİLİT
KARŞILIĞI

1 Ad, 81 gr



MP56-01/6/6
ISI YALITIM KİLİT
KARŞILIĞI MAKARALI

KOLİ ADET : 700
KOLİ AĞIRLIK : 24.50 KG

THERMO LOCK RECEIVER
WITH ROLLER



MP56-01/6/3-1
ISI YALITIM KİLİT
KARŞILIĞI DİLLİ

KOLİ ADET : 700
KOLİ AĞIRLIK : 24.50 KG

THERMO LOCK RECEIVER
WITH TONGUE



MP33-04/2
ALÜ. KAPI ALTI FIRÇASI
1 Pk 100 Adet 11kg
DOOR BOTTOM ALM. BRUSH



MP33-04/3
Y KAPI ALT FIRÇASI
1 Pk 100 Adet 12kg



HE - 9900
GIESSE PİM TAKIMI
GIESSE PIN SET



MP32-31
ALÜMİNYUM İSPANYOLET
TİJ ÇUBUĞU
KOLİ ADET : 100
KOLİ AĞIRLIK : 14,50 KG
ESPAGNOLLETTE ROD



MP32-34/3
İSİYALITIM PİM TAKIMI
1 Pk 100 Tk 1,3kg
THERMO INSULATION
PIN SET



MP31-26
SAPLAMA TAKIMI
1 Pk 50 Tk 0,90 kg
NUT KIT



MP32-34/1
ALDOKS PİM TAKIMI
1 Pk 100 Tk 0,9kg ALDOKS PIN SET



MP55-25/1
RESİM ÇERÇEVE VİDASI
KOLİ ADET : 1 (KG)
KOLİ AĞIRLIK : 1 (KG)
PICTURE FRAME SCREW



MP32-33/6 (HE-9800)
AYARLI KARŞILIK
AK 316
500 Ad 13 kg
ZAMAK ADJUSTABLE RECEIVER



MP55-24
RESİM ÇERÇEVE ASKISI
KOLİ ADET : 7X1000
KOLİ AĞIRLIK : 26,00
PICTURE FRAME HANGER



MP32-33/1
AVRUPA KARŞILIK ZAMAK
AK 315
500 Ad 12 kg
ZAMAK ADJUSTABLE RECEIVER



MP55-21
RESİM ÇERÇEVESİ
90 DERECE
KOLİ ADET : 7X1000
KOLİ AĞIRLIK : 32,00 KG
PICTURE FRAME [90 DEGREE]



MP32-33/7
AYARLI KARŞILIK ZAMAK
AK 314
500 Ad 18 kg
ZAMAK ADJUSTABLE RECEIVER



MP31-07/4H RZ1
YALE OVAL DÜZ ROZET
YALE STRAIGHT OVAL ROZETTE



MP31-07/4 YRZ
YALE OVAL ROZET
(İÇİ BOŞ)



MP31-07/4 YRZ-1
YALE YUVARLAK ROZET
(İÇİ BOŞ) YALE ROUND ROZETTE



MP33-08/2

**ALDOKS
VASİSTAS MAKAS
13 CM**

KOLİ ADET : 700
KOLİ AĞIRLIK : 24.00 KG

ALDOKS TRANSFORM
ARM 13CM



MP33-08/1

**ALDOKS VASİSTAS
MAKAS 22 CM**

KOLİ ADET : 500
KOLİ AĞIRLIK : 21 KG

ALDOKS TRANSFORM
ARM 22CM



MP33-09/4-1

**ISI YALITIM
VASİSTAS MAKAS
13CM**

KOLİ ADET : 500
KOLİ AĞIRLIK : 27.00 KG

TERMAL INSULTATION
TRANSFORM ARM 13CM



MP33-09/4-3

**ISI YALITIM VASİSTAS
MAKAS 22 CM**

KOLİ ADET : 250
KOLİ AĞIRLIK : 19.00 KG

TERMAL INSULTATION
TRANSFORM ARM 22CM



MP15-02(HE-8001)

KADEMELİ MAKAS 3-5

KOLİ ADET : 50
KOLİ AĞIRLIK : 22,5 KG

STEEL GRADUAL ARM
3-5



MP39-08

**YUNAN SERİ
VASİSTAS MAKAS**

1 Pk 120 Adet 7,5 kg

GREEK SERIES
TRANSFORM ARM



HE-8000
23CM 15MM
EKO WASİSTAS
MAKASI

23CM 15MM
EKO TRANSFORM
ARM



MP33-14
GEZE OL 90 N
MEKANİZMA

1 Ad 1,70 kg
GEZE OPENING
MECHANISM



MP33-09/5
İNOKS MAKAS

1 Pk 10 Adettir
15cm 0,480gr
22cm 0,900gr
30cm 1100gr
İNOX ARM



MP33-09/1/3
ÇELİK WASİSTAS MAKAS

KOLİ ADET : 500
KOLİ AĞIRLIK : 22,00 KG
STEEL TRANSFORM ARM



MP33-15/10
İSİ YALITIM WASİSTAS
ÇARPMA

KOLİ ADET : 500
KOLİ AĞIRLIK : 23 KG
THERMO INSULATION
TRANSFORM LATCH



MP33-15
ÇARPMA ÇİT ÇİT

KOLİ ADET : 500
KOLİ AĞIRLIK : 21,5 KG
LATCH FASTNER



MP33-15/5
AVRUPA WASİSTAS
ÇARPMA

1 Ad 112 gr
EUROPEAN TRANSFORM
LATCH



MP33-15/AR
AR 816 WASİSTAS
ÇARPMA (HE-9200)

1 Ad 90 gr
AR 816 TRANSFORM
LATCH (HE-9200)



MP33-12/2K
ISI YALITIM SÜRGÜ
KISA

KOLİ ADET : 200
KOLİ AĞIRLIK : 19,50 KG

THERMO INSULATION
-SHORT BOLT



MP33-13
SAVİO SÜRGÜ KISA

KOLİ ADET : 200
KOLİ AĞIRLIK : 29,50 KG

SHORT DOOR
BOLT-SAVİO MODEL



MP33-12
ISI YALITIM
SÜRGÜ UZUN

KOLİ ADET : 200
KOLİ AĞIRLIK : 25,00 KG

LONG DOOR BOLT-
THERMO INSULATION



MP33-10
SAVİO SÜRGÜ UZUN

KOLİ ADET : 200
KOLİ AĞIRLIK : 39,50 KG

LONG DOOR
BOLT-SAVİO MODEL



MP33-18
FİŞEK SÜRGÜ

1 Pk 250 Ad 20,1 kg

DOOR BOLT LOCKER



MP33-11
C60 SÜRGÜ ÇİFT PİM

KOLİ ADET : 200
KOLİ AĞIRLIK : 25,50 KG

DOUBLE PINNED
DOOR BOLT -C60



MP33-17/5
TB SÜRGÜ

1 Pk 32 Ad 2 kg

SLIDING DOOR BOLT-
TB MODEL



MP33-16
GÖMME SÜRGÜ

KOLİ ADET : 500
KOLİ AĞIRLIK : 30,00 KG

ALDOKS HIDDEN
LATCH



MP33-07/4/2E
PLASTİK TEKLİ RULMAN

KOLİ ADET : 700
KOLİ AĞIRLIK : 23,00 KG

SINGLE PLASTIC ROLLER



MP33-07/4/1E
TEKLİ SARI RULMAN

KOLİ ADET : 500
KOLİ AĞIRLIK : 19,50 KG

SINGLE YELLOW ROLLER



MP33-07/1E
PLASTİK ÇİFTLİ RULMAN

KOLİ ADET : 50
KOLİ AĞIRLIK : 2,4 KG

DOUBLE PLASTIC ROLLER



MP33-07/2E
ÇİFTLİ SARI RULMAN

KOLİ ADET : 50
KOLİ AĞIRLIK : 2,85 KG

DOUBLE YELLOW ROLLER



MP39-07/1
YUNAN TEKLİ RULMAN PLS

1 Pk 200 Adet 8,5kg

GREEK SINGLE ROLLER-PLS



MP39-06/1
YUNAN ÇİFTLİ RULMAN PLS HE-9000

1 Pk 200 Adet 17,2kg

GREEK DOUBLE ROLLER-PLS-HE-9000



MP39-06/2
YUNAN ÇİFTLİ RULMAN ALÜMİNYUM

1 Pk 224 Adet 23kg

GREEK DOUBLE ALUMINIUM ROLLER



MP39-07/2
YUNAN TEKLİ RULMAN ALÜMİNYUM

1 Pk 200 Adet 15kg

GREEK SINGLE ALUMINIUM ROLLER



MP33-07/5
CAM RULMANI mini

1 Pk 100 Adet 0,72kg

SMALL ROLLER FOR GLASS



MP33-07/9
WD 928 RULMAN

1 Pk 200 Adet 15kg

WD 928 ROLLER



MP32-29
YUNAN SERİ KÖŞE BAĞLANTI

1 Pk 100 Adet 3,8kg

GREEK SERIE-CORNER
CONNECTOR



MP32-28/2
SAC ALYAN BAĞLANTI

1 Çuval 250 Adet 13,5kg

METAL ALLIEN CONNECTOR



MP32-27/1
**SAC GENİŞ ORTA
KAYIT BAĞLANTI**

1 Pk 100 Adet 2,6kg

METAL LARGE MULLION
CONNECTOR



MP32-27/2
**SAC DAR ORTA
KAYIT BAĞLANTI**

1 Pk 100 Adet 2,1kg

METAL NARROW MULLION
CONNECTOR



MP60-39/1
**METAL ÇİFTLİ RULMAN
ÖZEL SERİ**

METAL DOUBLE ROLLER



MP32-28/5
C60 ORTA KAYIT BAĞLANTI

PAKET ADET : 500
PAKET AĞIRLIK : 29,00 KG

C 60 MULLION
CONNECTOR



MP39-30/3
FUJİ 2000 BAĞLANTI
1 PK 500 AD
FUJİ 2000 CONNECTOR



MP-M02201



MP-SS100



MP39-02
L ORTA KAYIT BAĞLANTI
200 Ad 2,4kg
MULLION CONNECTOR -L



MP39-03
U BAĞLANTI
U CONNECTOR



MP39-04
İNCE L KÖŞE BAĞLANTI
250 Ad 0,500kg
THIN CORNER CONNECTOR -L



MP32-35
ÇİTA KÖŞE BİRLEŞTİRME
1 Pk 500 Adet 10kg



HE-9701
GRİYAJ TAPASI
1000 AD 1,5 KG
GRILL AND CAP



MP39-10
M0.37 KAPAK
1 Pk 200 Takım 3,4 kg
M0.37 COVER



MP39-01
M0.97 KAPAK
1 Pk 100 Takım 100Ad. 4,85kg
M0.97 COVER



HE-9700
ÇİTA KÖŞE BİRLEŞTİRME TAKOZU SİYAH -KREM
1 PK 1000 AD 2,300 KG




MP30-11
HAREKETLİ ORTA KAYIT ADAPTÖR KAPAĞI
1 PK 50 TK
MULLION ADAPTER



HE-9004
ADAPTÖR KAPAĞI CUP FOR 1481-4077
ADAPTER CUP FOR 1481-4077



MP39-05
M020 L KÖŞE
1 PK 1000 AD 1,50 KG



HE-9001
STOPER KİT



MP32-30/2/3

MS04 11X26MM
1Pk 250Ad. 10kg



MP32-30/2/4

MS0402 10,2X34,2MM
1Pk 250Ad.



MP32-30/2/8

M04201
1Pk 200Ad.



MP32-30/2/9

M043 38X42MM



MP32-30/2/10

1138 BAĞLANTI
1Pk 250Ad.
CONNECTOR



MP32-30/2/11

1120 BAĞLANTI
1Pk 250Ad.



M0 41 11X19MM
1Pk 250Ad. 12kg



MP32-30/2/2

M0 04 41 11X24MM
1Pk 250Ad. 10kg



MP32-30/2/12

1137 BAĞLANTI
1Pk 250Ad.



41X10 BAĞLANTI
HE-4514 1 Pk 250 Ad 9,20 Kg
CONNECTOR



MP32-30/2/2-1

HE-4562 22,5X10,5
SLIDING 1Pk 250Ad.



HE-4601

HE-1445 PİMLİ ORTA
ÇEKTİRME 1Pk 250Ad.



HE-4600

485 - ORTA
BAĞLANTI



MP56-04/3-1

55-43-120 SERİ İSİ YALITIM - SÜRME ONBAŞI
1 Pk 100 Ad 1,51 kg



MP-3558

ALÜMİNYUM KAPAK
1 Pk 100 Ad 0,470 Kg



MP61-84/P7

3755 S. KALDIRMA T.
1 Pk 100 Ad 0,860 Kg



MP61-84/P6

S. KANAT KÖŞE BİRLEŞTİRME
1 Pk 100 Ad 2,6 Kg



MP56-04/5

HBSB KÖŞE GÖNYE ONBAŞI
1 Pk 100 Ad 0,250 Kg
CORPORAL MITER CORNER



MP30-11/4

HBSB SERİ RAY KANAL KAPAĞI
1 Pk 200 Ad 2,3 Kg
HBSB SERIAL CHANNEL COVER



MP61-84/P8

SERİSİ T KALDIRMA T.
1 Pk 100 Ad 1,130 Kg
3755 LIFTING AND STABILIZING SUPPORT



MP-HBSB1

HBSB SERİ DENGİ PLASTİĞİ
1 Pk 100 Ad 0,205 Kg
HBSB PLASTIC BALANCE



MP-HG 63

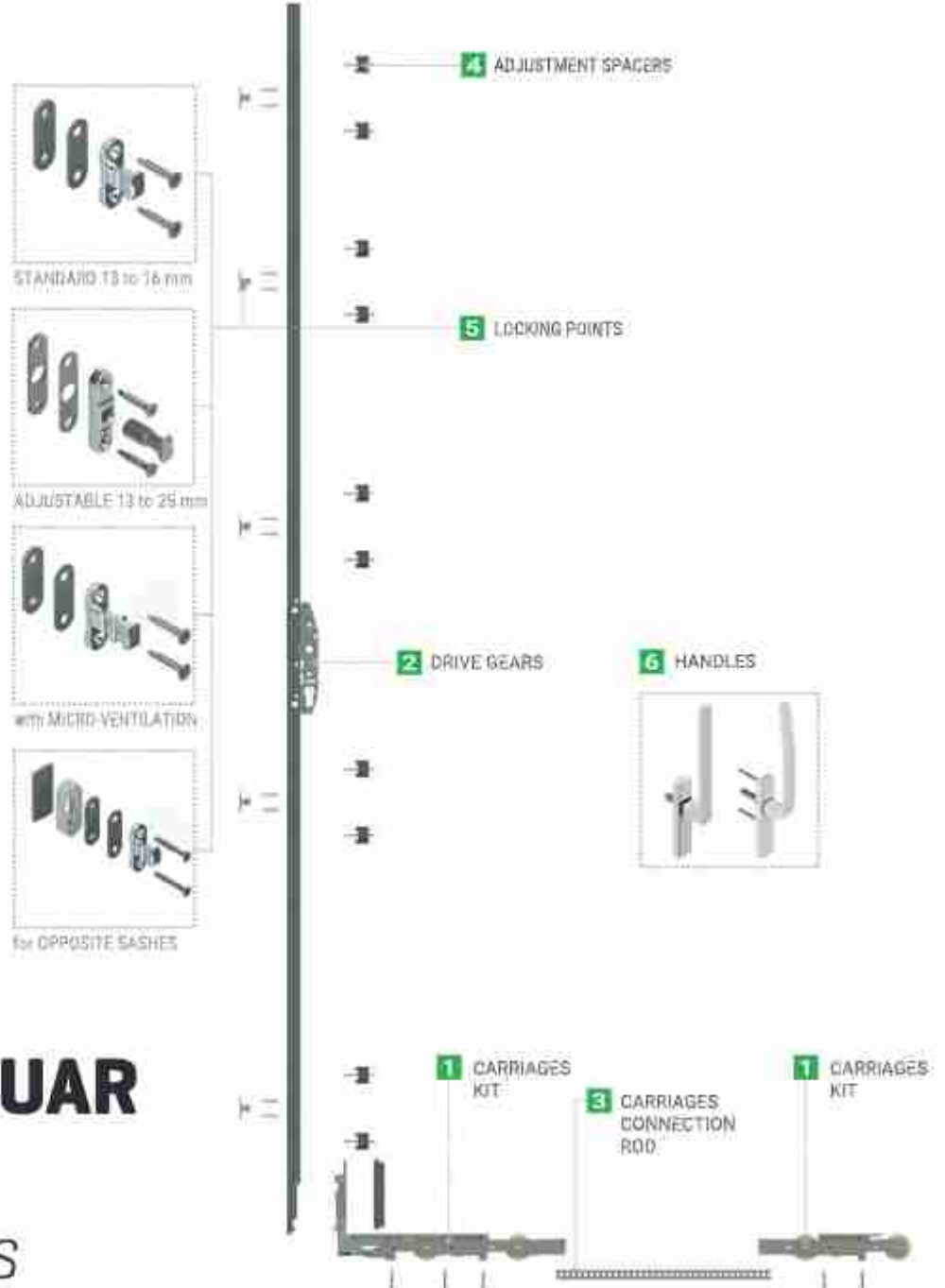
HG63 SERİ KAPAK ADAPTÖR
1 Pk 100 Tk 2,200 Kg
HG63 ADAPTER COVER



MP26-05/4

İM15061 HBSB SERİ SU TAHLİYE PLASTİĞİ
1 Pk 100 Ad 0,500 Kg
WATER DISPENSER PLASTIC SERIE

GS3000
COMPONENTS



GIESSE AKSESUAR
SİSTEMLERİ
GIESSE ACCESSORIES
SYSTEMS



GIESSE CLASSIC 3D 80 ÇİFT AÇILIM SİSTEMİ

Orta ağırlıktaki çift açılımlar için en performanslı çözüm

GIESSE'nin hafif veya orta ağırlıktaki çift açılımlar için sunduğu en ideal çözümdür.

CLASSIC 3D 80 çift açılım sisteminde bütün parçalar ön inceleştirilmiştir ve çoğu parça korunduktan

korunmaktadır. Filtin kolay hareketini sağlayan pablen (kod 03528)

mevzular ve baci kenarından korunmaktadır. münkün olmayan parçalar için kolay montaj

özelliğine sahiptir.

CLASSIC 3D 80 çift açılım sisteminde bütün zamaç parçaları yüksek korozyon dayanımı sağlayan GS Silver Plus işlemine tabi tutulmuştur.

GS Silver Plus işlemi ile CLASSIC 3D 80 çift açılım sistemi EN 1670 (yanarda sınıf 4 ile denetlenmektedir) ve bu yıldırım 200 saatler fazla bir süre fazla bohar halinde kullanılabilir. korozyon dayanımına sahiptir.

Avantajları

- ❑ Ekonomik
- ❑ 80 Kg yük taşıma kapasitesi
- ❑ Üç yönde ayar imkanı
- ❑ 1300 mm genişliğe kadar tek makas
- ❑ Çok noktadan kilitleme: ilave kilitleme ve hırsız emniyet sistemi
- ❑ Basit, kolay ve hızlı montaj
- ❑ Maksimum korozyon dayanımı

Üç yönde ayar imkanı

CLASSIC 3D 80 çift açılım sistemi ile 3 yönde ayar imkanı
 +/- 1 mm yanıl ayar (mentşe)
 +/- 0,5 mm yükseklik ayarı
 +/- 2,4 mm basma ayarı
 +/- 1,5 -3,5 mm yanıl ayar (makas)

CLASSIC 3D
80

CLASSIC 3D
80 gc



Paketleme

Classic çift açılım sisteminin kombinasyonu. Futura çift açılım sistemi ile aynıdır.

Kod	Açıklama	Miktar
04739	CLASSIC 3D 80 T MENTEŞE	10
04352	CLASSIC 3D 80 T0 MAKAS	10
04322	CLASSIC 3D 80 T1 MAKAS	10
04323	CLASSIC 3D 80 T2 MAKAS	10
04704	MEKANİZMA (EKSENEL KOL İLE)	10
01033K	PRİMAEKSENEL KOL	10
03528	CLASSIC 3D 80 ŞABLON	20

1300 mm genişliğe kadar tek makas

1300 mm genişliğine kadar olan kanatlarda sadece T1 makası kullanılarak

CLASSIC 3D çift açılım sistemi yapabilmek mümkündür. Genişlik 1000mm ve kanat ağırlığı 80 kg ise T1 makası ile birlikte ilave makas (04301K) kullanılması gereklidir.

Ayrıca pencere genişliği daha kısa veya daha uzun kanatlar için: T0 makas 350 mm'den 410 mm'ye kadar; T2 makas 550 mm'den 1700 mm'ye kadar;





FUTURA 3D 130 ÇİFT AÇILIM SİSTEMİ

Standart üstün performans



FUTURA 3D
130 micro

STANDART ÜSTÜN PERFORMANS

FUTURA 3D 130 çift açılım sistemi, Futura 3D ile bütün avantajlarını barındıran aynı zamanda daha büyük ve ağır persenellerin değiştirilmesine imkan sağlar.

FUTURA 3D
130 ipc

Bu yeni çift açılım sisteminin Futura 3D ile birçok pencere özellikleri mevcuttur: kesim açılan ayar, oturma çubuğu, dış ayar ve dış görünüşü de ayarlı. Bu sistem çabuk ve hızlı olduğundan montaj süresi kısalmaktadır.

FUTURA 3D
130 ipc - micro

DIŞ YÖNDE AYAR İMKANI

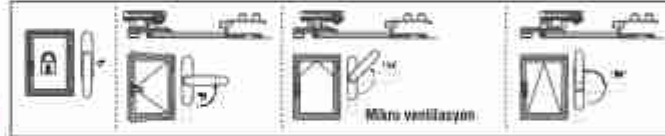
FUTURA 3D 130 çift açılım sistemi ile yataylık ayarı +1.5 mm-0.5 mm, yanıl ayar +1 mm, kilit mekanizma ayarı +1 mm / -1.5 mm ve basma ayarı +3.4 mm-2.4 mm olarak yapılabilir.

FUTURA 3D 130 Çift açılım sistemi maksimum yükseklik 3000 mm ve genişlik 1800 mm olan kanatlar için uygundur. Bir taraflı kanatlı ayar (güvenlikle ve kapama kapatılmasına sahiptir).

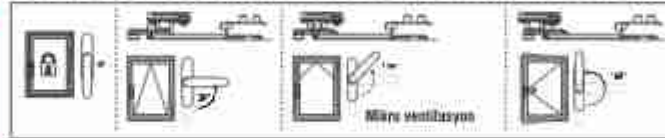
Çamurlu yük kapasitesi 130 kg'dır ve #1 Rotorhein tarafından alınan QM320 sertifikasına sahiptir.



FUTURA 3D 130 MİKRO ÇİFT AÇILIM SİSTEMİ



FUTURA 3D 130 AKILLI - MİKRO ÇİFT AÇILIM SİSTEMİ



+



+



+



04704000 Çift açılım mekanizması (eksenli kol)

04704000 Çift açılım mekanizması (eksenli kol)

04705000 Akıllı çift açılım mekanizması (eksenli kol)

04706000 Akıllı çift açılım mekanizması (eksenli kol)

04711... Montajlar

04711... Montajlar

04711... Montajlar

04204000 Tip 1
04205000 Tip 2

04202000 Tip 1
04203000 Tip 2

04344000 Tip 1
04345000 Tip 2

01039K Prima eksenli kol
01094K Çamurlu eksenli kol

01152 Prima eksenli kol

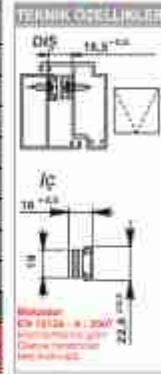
01104 Prima key anahtarlı mikro



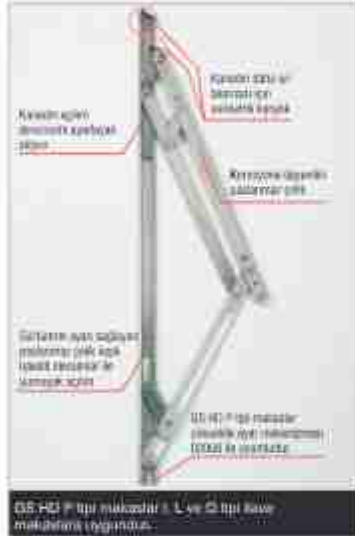
GIESSE CEPHE SİSTEMLERİ



GS HD "P" TİPİ						KANAT ÖLÇÜLERİ			
MARAS TİPİ	Uzun Kodu	Açılım Şekli	Maks. perçinli Çapı	Çatıma bağlama Çapı	Maks. ağırlık (kg)	Maks. Açma Derecesi	Maks. Kanat yüksekliği (mm)	Maks. Kanat genişliği (mm)	Maks. Kanat eğriği (kg)
GS HD - 10" P Tipi	GS14000H	Güç Kanat	29	10+0.5	261.5	25°	700	1700	50
GS HD - 12" P Tipi	GS16000H	Güç Kanat	29	10+0.5	317.5	30°/35°	800	1200	80
GS HD - 14" P Tipi	GS16000H	Güç Kanat	29	10+0.5	353.5	30°/35°	1000	1300	89.5
GS HD - 16" P Tipi	GS17000H	Güç Kanat	29	10+0.5	414.5	20°/30°	1200	1400	91.5
GS HD - 18" P Tipi	GS18000H	Güç Kanat	29	10+0.5	458.5	20°/30°	1400	1400	103
GS HD - 20" P Tipi	GS19000H	Güç Kanat	29	10+0.5	511.5	20°/30°	1500	1000	135
GS HD - 22" P Tipi	GS19000H	Güç Kanat	29	10+0.5	556.5	20°/25°	1700	1000	137
GS HD - 24" P Tipi	GS19000H	Güç Kanat	29	10+0.5	602.5	20°/25°	1800	1000	188
GS HD - 26" P Tipi	GS19000H	Güç Kanat	29	10+0.5	707.5	10°/15°/20°	2000	1500	195
GS HD - 28" P Tipi	GS19000H	Güç Kanat	29	10+0.5	850	20°	2800	1300	155
						2° P	2900 P	1700 P	180 P



(*) İnce işleme makine ile kollanır

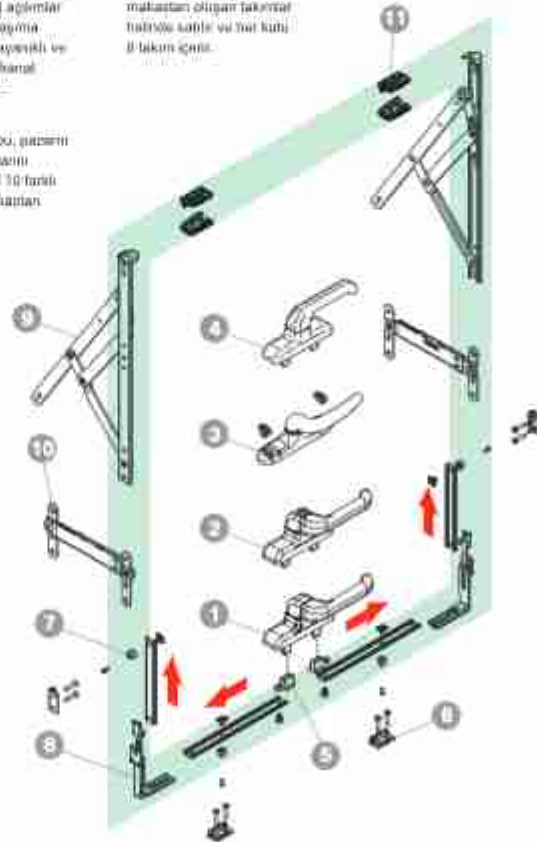


GS HD P tipi makaslar L ve G tipi İnce işleme makinesine uygundur.

GS HD P tipi makaslar, yüksek ağırlıklı makaslar için yüksek boyutlu kapaklar, duvarlar ve sağlam çelik kanat makaslarıdır.

Makaslar, sağ ya da sol makasdan oluşan tek taraflı halinde kullanılabilir ve her kulu 0 takım için.

Bu ürün grubu, pasizni tercih edenler için kullanılacak 10 tonluk açılabilir makaslar için.



Çok noktadan kilitleme sistemi

- 1 Euro CW2 Kuvvet kol (09007...1)
- 2 Euro CW2 Kay anahtarlı kuvvet kol (09008...1)
- 3 Unica CW2 Kuvvet kol (01170N)
- 4 Euro Eksantrik kol (01000U)
- 5 Bağlama elemanı 14x17.7mm (02238)
- 6 Çelik kancık (01256K-01267K)
- 7 Ayarlı çivi (04030)
- 8 Köşe döner (04019K-04020K)
- 9 GS HD P Tipi kapak mekanizması
- 10 Kilitleme mekanizması, Lazer 2 kademeleli teleskopik makas (01951)
Lazer 5 kademeleli teleskopik makas (01850 - 01901)
- 11 Üst-Millemme sistemi (0137A)

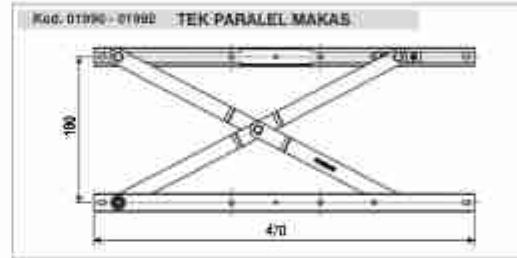


GIESSE CEPHE SİSTEMLERİ

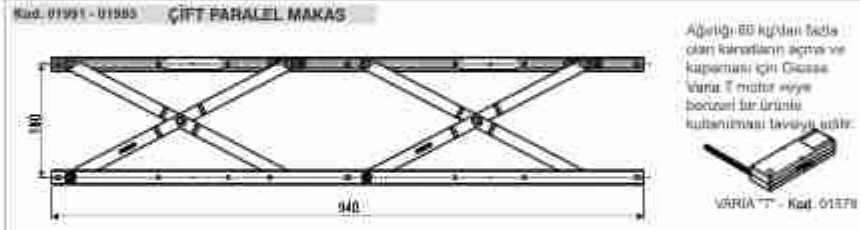
Tek ve çift paralel makas

Tek paralel makas cephelerde kanadın kasaya paralel olarak dişe açılmayı sağlar. Bu tarz bir açılım sadelikten dolayı cephelemek için uygun bir çözümdür. Çift paralel makas ise açılabilir yüzey ile sabit kısım arasındaki boşluğu kapatır. AISI304 paslanmaz çelikten yapılmıştır.

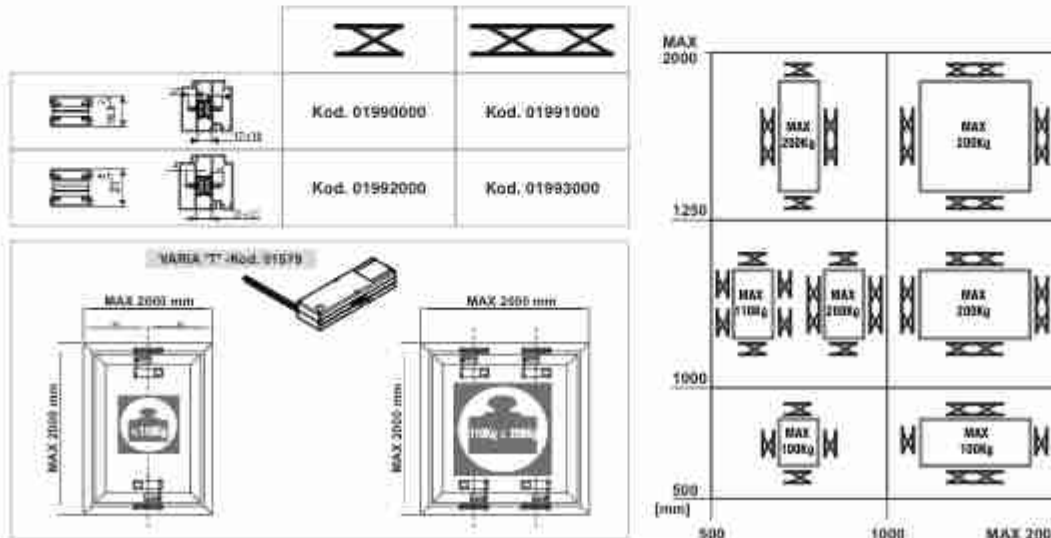
İçin gözetim ve dayanıklıdır. Kanat açılımı hareketli kuzaklar üzerinden özel vidalar sayesinde ayrıca sınırlanabilir olarak da yapılabilir. Çift paralel makas 17-18mm veya 20-21mm olan bütün cephe sistemlerinde uygulanabilir.



Çift paralel makas AISI304 paslanmaz çelikten yapılmıştır. Çift paralel makas 17-18mm veya 20-21mm olan bütün cephe sistemlerinde uygulanabilir. Giesse çift paralel makası ayarlanabilir çelikten yapılmıştır. Çift paralel makas, açılabilir yüzey ile sabit kısım arasındaki boşluğu kapatır.



	ÇİFT PARALEL MAKAS	TEK PARALEL MAKAS
Kanat yüksekliği	2000 mm	1000 mm
Kanat genişliği	2000 mm	1000 mm
Kanat ağırlığı	300 Kg	100 kg
Açma ve kapama sayısı	25.000	
Kullanılan makas sayısı	Her bir yana tek adet, ortada	





GIESSE PENCERE OTOMASYON SİSTEMİ

Rahatlığınız için

Farklı tipte pencereler için açılabilir sistem pencere üreticileri için kolay montaj ve bakım gerektirmeyen, kullanıcılar için ise rahatlık ve güvenlik sağlayan elektromekanik

operatörlerdir. Farklı performansa değerleri ve uygulama özellikleri mevcuttur.



Zincirli operatörler
Zincirli operatörler pencere otomasyonunu için

güçlü bir araçtır. Çok az yer talep ederler ve kolaylıkla monte edilebilir.

Avantajları

- Geriye dönük garanti**
Pencere üreticilerinin seçimine ilişkin olarak en iyi şekilde yardım sağlamak ve problemlerine çözüm bulmak için çok kaliteli ürünler ve hizmetler sunulmaktadır.
- Pencere üreticisi için ideal otomasyon**
Giessere İtaliya pencere sistemleri hem de otomasyon sistemleri hakkındaki bilgi ve tecrübesiyle etkili farklı pencereler oluşturabilmek için çözümler üretmektedir.
- Güvenilir**
Giessere otomasyon sistemleri çok sık testlere tabi tutulduktan sonra güvenilirler ve Avrupa standartlarına göre sertifikalandırılır.
- Başlı ve hızlı**
Kullanıcının birçok ihtiyacı göz önüne alınarak her bir ürün en kolay şekilde monte edilebilecek şekilde tasarlanmıştır.
- Yenilikçi çözümler**
Giessere sürekli olarak farklı performansa ihtiyaçları geliştirmeye olanak sağlayan yaratıcı çözümler üretmekte ve piyasaya sunmaktadır.
- Dişin**
Maksimum performansa değerlerini elde ederek, Giessere otomasyon sistemleri ile ilgili üstün bir hizmet sağlayarak her çeşit binaya uyacak model tipleri ile namdardır.



Piston tipi operatörler
Alüminyum gövdeli lineer açılı mekanizmalardır. Güçlüdür. Yüksek hızda çalışır ve hızlı montaj imkanı sağlar. İ-

ki güç, hız ve sessiz çalışma ile performansı yüksek bir üründür. Kompakt ölçülerinde estetik ve taşıyıcılığı bir arada

bulunur. Özel uygulamalar için montaj kitleri mevcuttur, güneş koruyucu ve güneşlikler için ağır yüklerle dayanıklı açılı mekanizmalardır.



Milli operatörler
GGQ ve emilyedi operatörlerdir. 0-40 kg veya 0-100 kg'dan itibaren kuvveti gerektiren büyük işlemler için uygundur ve çabı pür-

nasız otomasyonunda kullanılır. Büyük kanallarda dengeli bir şekilde açılmaları sağlar.



Kontrol Üniteleri

Rüzgar dedektörü, yağmur sensörü, su ve duman dedektörü gibi Versisave Due Vakıfı için elektromekanik açılı mekanizmalardır.

Üniteden gelen sinyallerle operatörleri açılabilir kontrol üniteler.



DISTRIBUTOR OF TURKEY

GIESSE

Alüminyum Kapi ve Pencere İçin
gerekli Giesse aksesuarları



GIESSE Sürgüler



Totem (for window)
Kapi Sürgüsü

GIESSE Sürgüler



Giap
Sürgü

GIESSE Açık Mekanizmaları



Varia
Zincirli Açık Mekanizması



Bull
Güvenlik Sürgüsü



ST 450
Piston Tipi Açık Mekanizması



Two-way Bolt
İki yönlü sürgü hareketlendirici
mekanizma

GESSE Özel Açılım Sistemleri



GIESSE 1000
Çekme Sürme Mekanizma



Cremone GS1000-HD
Tam Otomatik Çekme Sürme Kolu

GESSE Menteşeler



75 Kg
maksimum

Flash Base
Pencere menteşesi



100 Kg
maksimum

Flash XL
Pencere profilinden
mamul kapılar için
menteşe



160 Kg
maksimum

Flash XXL
Pencere profilinden
mamul kapılar için
menteşe

GESSE Çift Eksen Mekanizmaları



FUTURA 3D
Çift eksen mekanizması



Curved Tilt and Turn
Kemerli çift eksen mekanizma



Sloping Tilt and Turn
Diagonal çift eksen mekanizma

DISTRIBUTOR OF TURKEY

GIESSE Sürme serileri aksesuarları



Carrera Due Pulley

Ayarlı Rulman



Carrera Fixed Pulley

Sabit Rulman



City

Sürme kapı ve pencereler için kol

GIESSE Sürme serileri aksesuarları



Brio Plus

Sürme kapı ve pencereler için havuzlu kol



Brio Plus Key

Sürme kapı ve pencereler için anahtarlı havuzlu kol

GIESSE Sürme serileri aksesuarları



Biro external handle with key

Sürme kapı ve pencereler için dıştan anahtarlı kol



Butterfly Handle

Sürme sistemler için klipeli kol

GIESSE Açılım aksesuarları



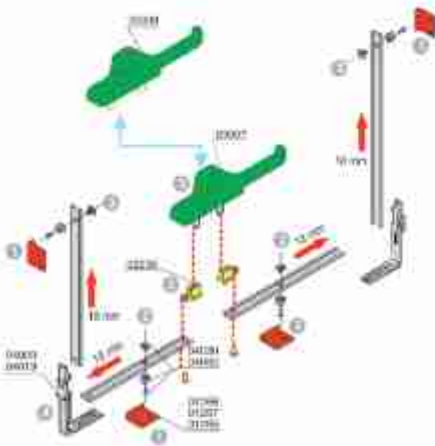
Laser - Rallenty

- Ⓐ Laser: Ters Vasistas makası, 5 kademeli
Ⓑ Paslanmaz çelik vasistas makası, pratik montaj



GSHD-P

Gizli Kanat Makası



GS 888

Çok noktadan kilitleme Sistemi

GIESSE Açılım aksesuarları



Friblok

Pivot Mentşe
180° rotasyonlu



Bravo 1 and Bravo 2

- Ⓐ Pivot veya gizli kanat kolu (Prima)
Ⓑ Pivot veya gizli kanat kolu (Euro)



Cico

Vasistas çit çit

GIESSE Mentşeler



Domina HP









Kapı Mentşesi



Domina HP Cover

Kapı Mentşesi

DISTRIBUTOR OF TURKEY

GIESSE Panik Bar Sistemleri	GIESSE Kapı Kolları	GIESSE Kol Çeşitleri
  <p>GS AP 001 Panik Bar Sistemi</p>	 <p>Flora Alüminyum döküm yaylı kapı kolları</p>  <p>Supermaster Alüminyum döküm yaylı kapı kolları</p>  <p>Prima Alüminyum döküm yaylı kapı kolları</p>	 <p>Prima M90 ve M180 mekanizmalar ile uyumlu kol.</p>  <p>MasterMar M90 ve M180 mekanizmalar ile uyumlu kol.</p>  <p>Trend Giesse M90 ve M180 mekanizmalar ile uyumlu yaylı kol.</p>

GIESSE Kol Çeşitleri



Unica

Her türlü açılım için
ispanyolet kol



Supernova

Eksenel Kol



Trend Giesse

Eksenel kol

GIESSE Kol Çeşitleri



Prima

Eksenel Kol



Prima Key

Anahtarlı eksenel kol



Euro

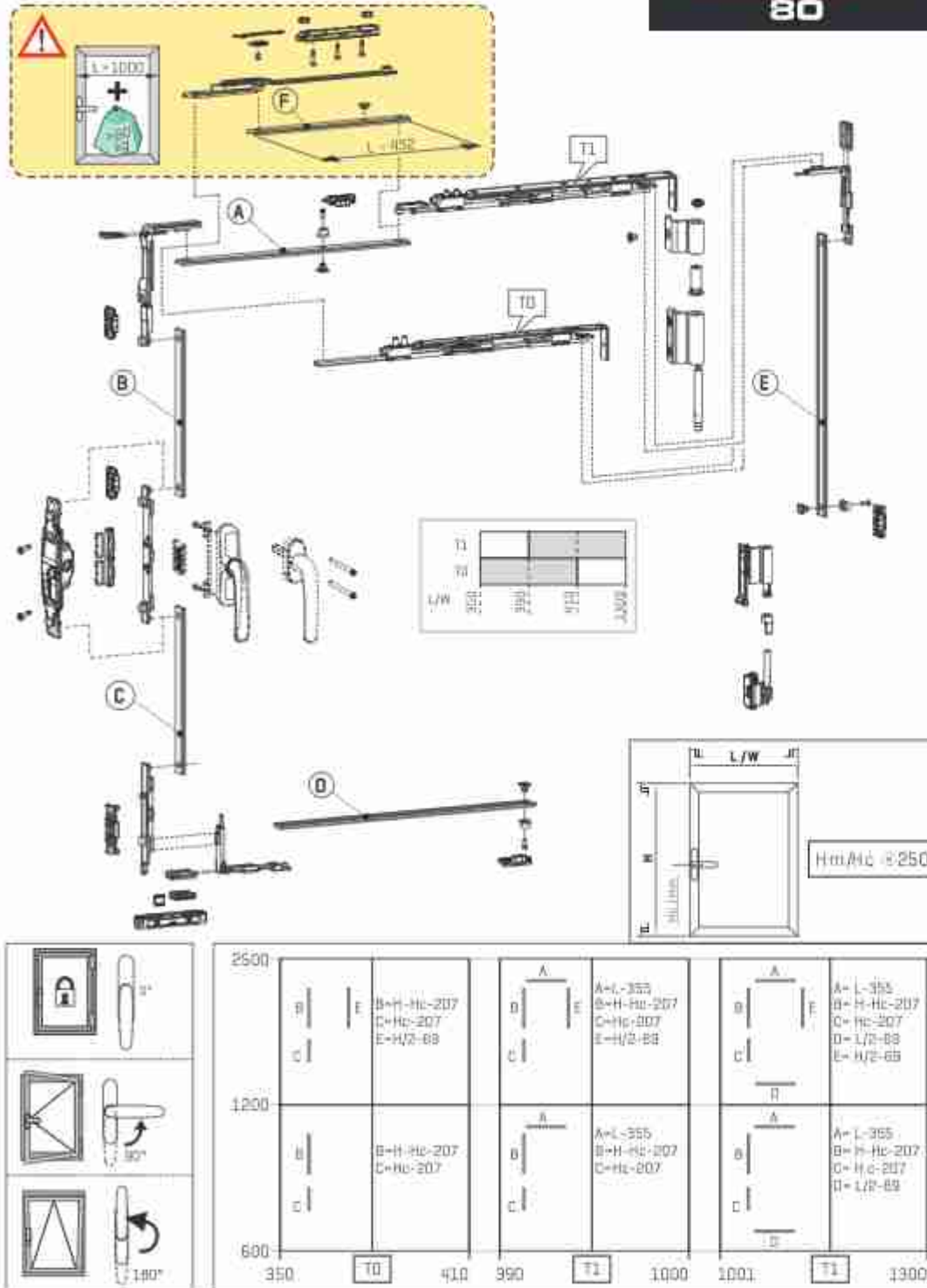
Eksenel Kol

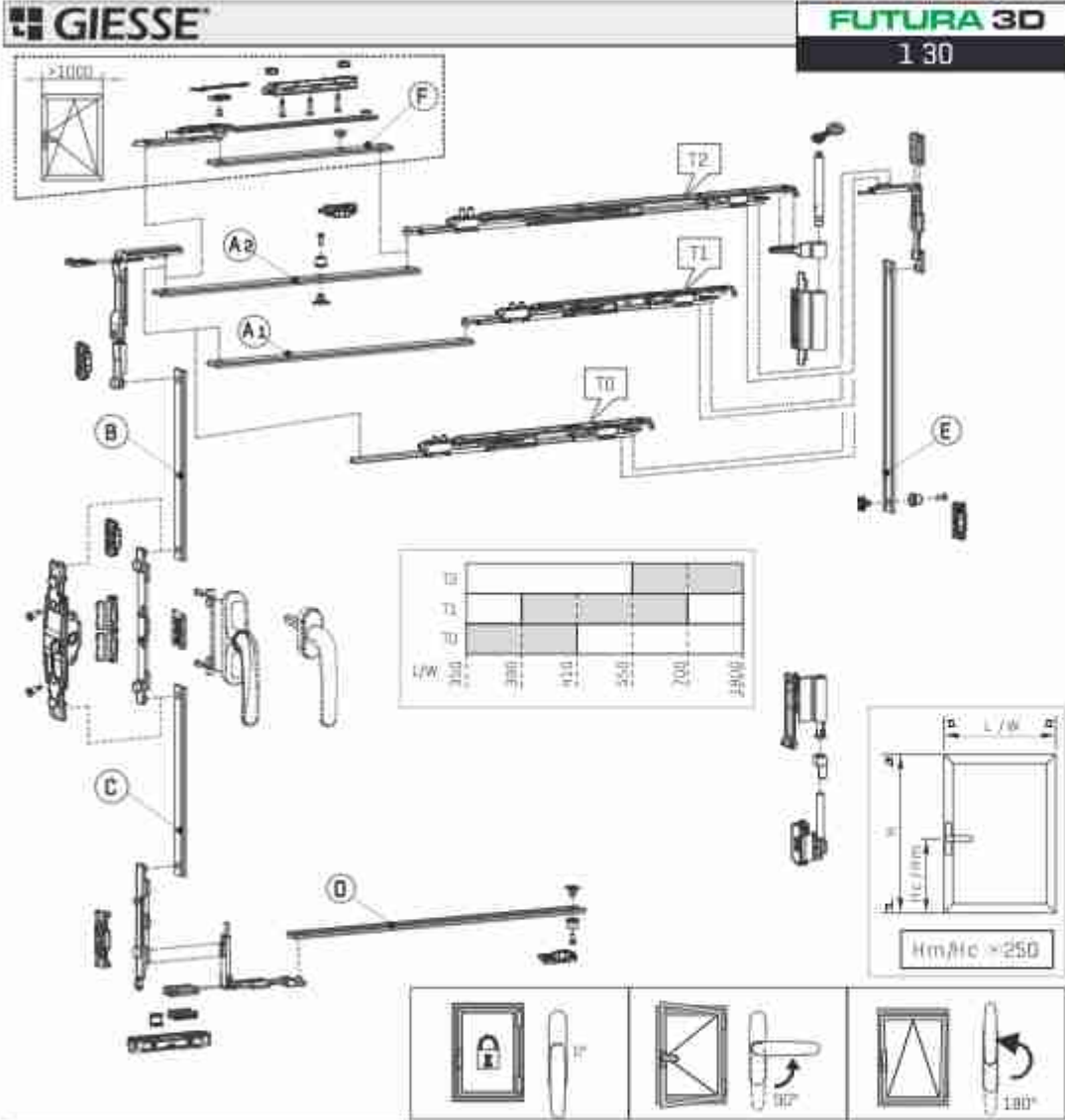
DISTRIBUTOR OF TURKEY

GIESSE®

CLASSIC 3D

80





HE - 9991
TİJ PLASTİK - 3524590
PLASTİK ASTINA



HE - 9998
YARI OTOMATİK TİJ
KESME VE DELME MAKİNASI
PA009



3000	B C	E H	A1 A2	A1-L-355 B-H-Hc-207 C-Hc-207 E-H/2-89	A2-L-510 B-H-Hc-207 C-Hc-207 E-H/2-89	F E	F-L-807 B-H-Hc-207 C-Hc-207 D-L/2-89 E-H/2-89					
1200	B C		A1	A1-L-355 B-H-Hc-207 C-Hc-207	A2-L-510 B-H-Hc-207 C-Hc-207	F E	F-L-807 B-H-Hc-207 C-Hc-207 D-L/2-89					
500						D						
	350	T0	410	390	T1	700	550	T2	1000	1001	T2	1800



CNC MAKİNALARI

CNC MACHINES

CPM 6161

ÇİFT İSTASYONLU KOMPOZİT PANEL İŞLEME MAKİNASI
DOUBLE STATION COMPOSITE PANEL PROCESSING MACHINE
КОМПОЗИТНЫХ ПАНЕЛЕЙ С УВЕЛИЧЕННЫМ СТОЛОМ



Teknik Özellikler Technical Features						
CPM 6161	9 kW (56) 800 Hz 24.000 rpm	22 kW 400V 3P-50/60Hz	6-8 BAR	12 lt./ min. 7300x 2350 1800 mm	2661	2965

CPM 4150

YENİ


KOMPOZİT PANEL İŞLEME MAKİNESİ
COMPOSITE PANEL PROCESSING MACHINE

ÇANKIRI İLİM ÜNİVERSİTESİ İNŞAAT MÜHÜRÜ

Yenilenen birçok fonksiyon ve yüksek hız sayesinde iş kuyularınızı azaltıp, hanedini kısa bir sürede amorti edecek bu makine; siz profesyonellere uygun olarak tasarlanmıştır.

İşlenebilen malzemeler: Alüminyum kompozit panel, alüminyum panel, pleky panel, 4/4, 5/5, 6/6, 7/7, 8/8, 9/9, 10/10, 11/11, 12/12, 13/13, 14/14, 15/15, 16/16, 17/17, 18/18, 19/19, 20/20, 21/21, 22/22, 23/23, 24/24, 25/25, 26/26, 27/27, 28/28, 29/29, 30/30, 31/31, 32/32, 33/33, 34/34, 35/35, 36/36, 37/37, 38/38, 39/39, 40/40, 41/41, 42/42, 43/43, 44/44, 45/45, 46/46, 47/47, 48/48, 49/49, 50/50, 51/51, 52/52, 53/53, 54/54, 55/55, 56/56, 57/57, 58/58, 59/59, 60/60, 61/61, 62/62, 63/63, 64/64, 65/65, 66/66, 67/67, 68/68, 69/69, 70/70, 71/71, 72/72, 73/73, 74/74, 75/75, 76/76, 77/77, 78/78, 79/79, 80/80, 81/81, 82/82, 83/83, 84/84, 85/85, 86/86, 87/87, 88/88, 89/89, 90/90, 91/91, 92/92, 93/93, 94/94, 95/95, 96/96, 97/97, 98/98, 99/99, 100/100, 101/101, 102/102, 103/103, 104/104, 105/105, 106/106, 107/107, 108/108, 109/109, 110/110, 111/111, 112/112, 113/113, 114/114, 115/115, 116/116, 117/117, 118/118, 119/119, 120/120, 121/121, 122/122, 123/123, 124/124, 125/125, 126/126, 127/127, 128/128, 129/129, 130/130, 131/131, 132/132, 133/133, 134/134, 135/135, 136/136, 137/137, 138/138, 139/139, 140/140, 141/141, 142/142, 143/143, 144/144, 145/145, 146/146, 147/147, 148/148, 149/149, 150/150, 151/151, 152/152, 153/153, 154/154, 155/155, 156/156, 157/157, 158/158, 159/159, 160/160, 161/161, 162/162, 163/163, 164/164, 165/165, 166/166, 167/167, 168/168, 169/169, 170/170, 171/171, 172/172, 173/173, 174/174, 175/175, 176/176, 177/177, 178/178, 179/179, 180/180, 181/181, 182/182, 183/183, 184/184, 185/185, 186/186, 187/187, 188/188, 189/189, 190/190, 191/191, 192/192, 193/193, 194/194, 195/195, 196/196, 197/197, 198/198, 199/199, 200/200, 201/201, 202/202, 203/203, 204/204, 205/205, 206/206, 207/207, 208/208, 209/209, 210/210, 211/211, 212/212, 213/213, 214/214, 215/215, 216/216, 217/217, 218/218, 219/219, 220/220, 221/221, 222/222, 223/223, 224/224, 225/225, 226/226, 227/227, 228/228, 229/229, 230/230, 231/231, 232/232, 233/233, 234/234, 235/235, 236/236, 237/237, 238/238, 239/239, 240/240, 241/241, 242/242, 243/243, 244/244, 245/245, 246/246, 247/247, 248/248, 249/249, 250/250, 251/251, 252/252, 253/253, 254/254, 255/255, 256/256, 257/257, 258/258, 259/259, 260/260, 261/261, 262/262, 263/263, 264/264, 265/265, 266/266, 267/267, 268/268, 269/269, 270/270, 271/271, 272/272, 273/273, 274/274, 275/275, 276/276, 277/277, 278/278, 279/279, 280/280, 281/281, 282/282, 283/283, 284/284, 285/285, 286/286, 287/287, 288/288, 289/289, 290/290, 291/291, 292/292, 293/293, 294/294, 295/295, 296/296, 297/297, 298/298, 299/299, 300/300, 301/301, 302/302, 303/303, 304/304, 305/305, 306/306, 307/307, 308/308, 309/309, 310/310, 311/311, 312/312, 313/313, 314/314, 315/315, 316/316, 317/317, 318/318, 319/319, 320/320, 321/321, 322/322, 323/323, 324/324, 325/325, 326/326, 327/327, 328/328, 329/329, 330/330, 331/331, 332/332, 333/333, 334/334, 335/335, 336/336, 337/337, 338/338, 339/339, 340/340, 341/341, 342/342, 343/343, 344/344, 345/345, 346/346, 347/347, 348/348, 349/349, 350/350, 351/351, 352/352, 353/353, 354/354, 355/355, 356/356, 357/357, 358/358, 359/359, 360/360, 361/361, 362/362, 363/363, 364/364, 365/365, 366/366, 367/367, 368/368, 369/369, 370/370, 371/371, 372/372, 373/373, 374/374, 375/375, 376/376, 377/377, 378/378, 379/379, 380/380, 381/381, 382/382, 383/383, 384/384, 385/385, 386/386, 387/387, 388/388, 389/389, 390/390, 391/391, 392/392, 393/393, 394/394, 395/395, 396/396, 397/397, 398/398, 399/399, 400/400, 401/401, 402/402, 403/403, 404/404, 405/405, 406/406, 407/407, 408/408, 409/409, 410/410, 411/411, 412/412, 413/413, 414/414, 415/415, 416/416, 417/417, 418/418, 419/419, 420/420, 421/421, 422/422, 423/423, 424/424, 425/425, 426/426, 427/427, 428/428, 429/429, 430/430, 431/431, 432/432, 433/433, 434/434, 435/435, 436/436, 437/437, 438/438, 439/439, 440/440, 441/441, 442/442, 443/443, 444/444, 445/445, 446/446, 447/447, 448/448, 449/449, 450/450, 451/451, 452/452, 453/453, 454/454, 455/455, 456/456, 457/457, 458/458, 459/459, 460/460, 461/461, 462/462, 463/463, 464/464, 465/465, 466/466, 467/467, 468/468, 469/469, 470/470, 471/471, 472/472, 473/473, 474/474, 475/475, 476/476, 477/477, 478/478, 479/479, 480/480, 481/481, 482/482, 483/483, 484/484, 485/485, 486/486, 487/487, 488/488, 489/489, 490/490, 491/491, 492/492, 493/493, 494/494, 495/495, 496/496, 497/497, 498/498, 499/499, 500/500, 501/501, 502/502, 503/503, 504/504, 505/505, 506/506, 507/507, 508/508, 509/509, 510/510, 511/511, 512/512, 513/513, 514/514, 515/515, 516/516, 517/517, 518/518, 519/519, 520/520, 521/521, 522/522, 523/523, 524/524, 525/525, 526/526, 527/527, 528/528, 529/529, 530/530, 531/531, 532/532, 533/533, 534/534, 535/535, 536/536, 537/537, 538/538, 539/539, 540/540, 541/541, 542/542, 543/543, 544/544, 545/545, 546/546, 547/547, 548/548, 549/549, 550/550, 551/551, 552/552, 553/553, 554/554, 555/555, 556/556, 557/557, 558/558, 559/559, 560/560, 561/561, 562/562, 563/563, 564/564, 565/565, 566/566, 567/567, 568/568, 569/569, 570/570, 571/571, 572/572, 573/573, 574/574, 575/575, 576/576, 577/577, 578/578, 579/579, 580/580, 581/581, 582/582, 583/583, 584/584, 585/585, 586/586, 587/587, 588/588, 589/589, 590/590, 591/591, 592/592, 593/593, 594/594, 595/595, 596/596, 597/597, 598/598, 599/599, 600/600, 601/601, 602/602, 603/603, 604/604, 605/605, 606/606, 607/607, 608/608, 609/609, 610/610, 611/611, 612/612, 613/613, 614/614, 615/615, 616/616, 617/617, 618/618, 619/619, 620/620, 621/621, 622/622, 623/623, 624/624, 625/625, 626/626, 627/627, 628/628, 629/629, 630/630, 631/631, 632/632, 633/633, 634/634, 635/635, 636/636, 637/637, 638/638, 639/639, 640/640, 641/641, 642/642, 643/643, 644/644, 645/645, 646/646, 647/647, 648/648, 649/649, 650/650, 651/651, 652/652, 653/653, 654/654, 655/655, 656/656, 657/657, 658/658, 659/659, 660/660, 661/661, 662/662, 663/663, 664/664, 665/665, 666/666, 667/667, 668/668, 669/669, 670/670, 671/671, 672/672, 673/673, 674/674, 675/675, 676/676, 677/677, 678/678, 679/679, 680/680, 681/681, 682/682, 683/683, 684/684, 685/685, 686/686, 687/687, 688/688, 689/689, 690/690, 691/691, 692/692, 693/693, 694/694, 695/695, 696/696, 697/697, 698/698, 699/699, 700/700, 701/701, 702/702, 703/703, 704/704, 705/705, 706/706, 707/707, 708/708, 709/709, 710/710, 711/711, 712/712, 713/713, 714/714, 715/715, 716/716, 717/717, 718/718, 719/719, 720/720, 721/721, 722/722, 723/723, 724/724, 725/725, 726/726, 727/727, 728/728, 729/729, 730/730, 731/731, 732/732, 733/733, 734/734, 735/735, 736/736, 737/737, 738/738, 739/739, 740/740, 741/741, 742/742, 743/743, 744/744, 745/745, 746/746, 747/747, 748/748, 749/749, 750/750, 751/751, 752/752, 753/753, 754/754, 755/755, 756/756, 757/757, 758/758, 759/759, 760/760, 761/761, 762/762, 763/763, 764/764, 765/765, 766/766, 767/767, 768/768, 769/769, 770/770, 771/771, 772/772, 773/773, 774/774, 775/775, 776/776, 777/777, 778/778, 779/779, 780/780, 781/781, 782/782, 783/783, 784/784, 785/785, 786/786, 787/787, 788/788, 789/789, 790/790, 791/791, 792/792, 793/793, 794/794, 795/795, 796/796, 797/797, 798/798, 799/799, 800/800, 801/801, 802/802, 803/803, 804/804, 805/805, 806/806, 807/807, 808/808, 809/809, 810/810, 811/811, 812/812, 813/813, 814/814, 815/815, 816/816, 817/817, 818/818, 819/819, 820/820, 821/821, 822/822, 823/823, 824/824, 825/825, 826/826, 827/827, 828/828, 829/829, 830/830, 831/831, 832/832, 833/833, 834/834, 835/835, 836/836, 837/837, 838/838, 839/839, 840/840, 841/841, 842/842, 843/843, 844/844, 845/845, 846/846, 847/847, 848/848, 849/849, 850/850, 851/851, 852/852, 853/853, 854/854, 855/855, 856/856, 857/857, 858/858, 859/859, 860/860, 861/861, 862/862, 863/863, 864/864, 865/865, 866/866, 867/867, 868/868, 869/869, 870/870, 871/871, 872/872, 873/873, 874/874, 875/875, 876/876, 877/877, 878/878, 879/879, 880/880, 881/881, 882/882, 883/883, 884/884, 885/885, 886/886, 887/887, 888/888, 889/889, 890/890, 891/891, 892/892, 893/893, 894/894, 895/895, 896/896, 897/897, 898/898, 899/899, 900/900, 901/901, 902/902, 903/903, 904/904, 905/905, 906/906, 907/907, 908/908, 909/909, 910/910, 911/911, 912/912, 913/913, 914/914, 915/915, 916/916, 917/917, 918/918, 919/919, 920/920, 921/921, 922/922, 923/923, 924/924, 925/925, 926/926, 927/927, 928/928, 929/929, 930/930, 931/931, 932/932, 933/933, 934/934, 935/935, 936/936, 937/937, 938/938, 939/939, 940/940, 941/941, 942/942, 943/943, 944/944, 945/945, 946/946, 947/947, 948/948, 949/949, 950/950, 951/951, 952/952, 953/953, 954/954, 955/955, 956/956, 957/957, 958/958, 959/959, 960/960, 961/961, 962/962, 963/963, 964/964, 965/965, 966/966, 967/967, 968/968, 969/969, 970/970, 971/971, 972/972, 973/973, 974/974, 975/975, 976/976, 977/977, 978/978, 979/979, 980/980, 981/981, 982/982, 983/983, 984/984, 985/985, 986/986, 987/987, 988/988, 989/989, 990/990, 991/991, 992/992, 993/993, 994/994, 995/995, 996/996, 997/997, 998/998, 999/999, 1000/1000

CPM 4150 Materials processed in machine: Aluminum composite panel, aluminum panel, pleky panel etc. CNC control system with 3 degree of freedom. Application of special cutting processes with ALPHACAM software. Max working area: 1000 mm x 4150 mm. Vacuum Capacity of Table: 550 mbar, 526 m³/h vacuum pump. Machine with MP board (13 and 16 bit) 1000 mm x 4150 mm, 1000 mm, supply Voltage: 230/400V, 50/60 Hz, 3P, Total Power: 3 Kw, X, Y, and Z Servo Engines On X, Axis: 2 piece x 1.5 Kw, Y Axis: 0.75 Kw, and Z Axis: 0.75 Kw. Working table length with electrically driven 1000 mm, Processing Accuracy (X, Y, Z) 0.01 mm.



- 200 ton kesme kapasitesi
- 3 kesme başlığı seçilebilir
- 3 kesme başlığı seçilebilir
- 3 kesme başlığı seçilebilir
- 3 kesme başlığı seçilebilir
- 3 kesme başlığı seçilebilir
- 3 kesme başlığı seçilebilir
- 3 kesme başlığı seçilebilir
- 3 kesme başlığı seçilebilir
- 3 kesme başlığı seçilebilir

- 3 kesme başlığı seçilebilir
- 3 kesme başlığı seçilebilir
- 3 kesme başlığı seçilebilir
- 3 kesme başlığı seçilebilir
- 3 kesme başlığı seçilebilir
- 3 kesme başlığı seçilebilir
- 3 kesme başlığı seçilebilir
- 3 kesme başlığı seçilebilir
- 3 kesme başlığı seçilebilir
- 3 kesme başlığı seçilebilir

- 3 kesme başlığı seçilebilir
- 3 kesme başlığı seçilebilir
- 3 kesme başlığı seçilebilir
- 3 kesme başlığı seçilebilir
- 3 kesme başlığı seçilebilir
- 3 kesme başlığı seçilebilir
- 3 kesme başlığı seçilebilir
- 3 kesme başlığı seçilebilir
- 3 kesme başlığı seçilebilir
- 3 kesme başlığı seçilebilir

- 3 kesme başlığı seçilebilir
- 3 kesme başlığı seçilebilir
- 3 kesme başlığı seçilebilir
- 3 kesme başlığı seçilebilir
- 3 kesme başlığı seçilebilir
- 3 kesme başlığı seçilebilir
- 3 kesme başlığı seçilebilir
- 3 kesme başlığı seçilebilir
- 3 kesme başlığı seçilebilir
- 3 kesme başlığı seçilebilir

PCC 6505
PROFIL KESME MERKEZİ
PROFILE CUTTING CENTER



GENEL	
Tipi	3
Yükseklik	1800 mm
Geniřliđi	6500 mm
Uzunluđu	10000 mm
Kesim hızı	100 mm/dk
Kesim derinliđi	25 mm
Kesim açısı	0-90°
Kesim hızı	100 mm/dk
Kesim derinliđi	25 mm
Kesim açısı	0-90°

TEKNİK	
Kesim hızı	100 mm/dk
Kesim derinliđi	25 mm
Kesim açısı	0-90°
Kesim hızı	100 mm/dk
Kesim derinliđi	25 mm
Kesim açısı	0-90°
Kesim hızı	100 mm/dk
Kesim derinliđi	25 mm
Kesim açısı	0-90°



PIM 6508

YENİ
YENİ

PVC PROFİL İŞLEME MAKİNESİ
PVC PROFILE PROCESSING MACHINE
СТАНОК ДЛЯ ОБРАБОТКИ ПВХ-ПРОФИЛЕЙ

8 eksenli hareket sağlayan servo kontrol sistemi. İşleme ve kesme işlemleri çok hızlı yapılır. **Taahhüt çapı 500 mm, 30/150' denizcilik ±0,01 hassasiyetinde kesme işleme servo sistemi kesim 1200-1600 metretöl/8 saat işleme kapasitesi.** Minimum bağlanabilir profil ölçüleri (W x H): 40 mm, 40 mm. **Maksimum bağlanabilir profil ölçüleri x H: 130 mm x 140 mm.** Maksimum profil işleme boyu (L max): 6500 mm. **Maksimum profil işleme boyu (L min): 700 mm.** **Total güç: 5 kW. İşleme Motorları: 0,55 kW x 7 adet 18000 dev/dk. Freze motoru, Kesme Ünitesi: 2,2 kW 2400 dev/dk. Kesme motoru. İşleme ve Kesme Hassasiyeti: ±0,01 mm.**

Servo control system providing motion in 8 axes of freedom. Efficient milling and cutting operation. **See diameter: 500 mm.** **Stop-down compliance with servo system having 0,01 accuracy between 30/150 increasing capacity of 1200-1600 turning meters /8 hours.** **Minimum profile dimension to be held (W x H): 40 mm, 40 mm.** **Maximum profile dimension to be held (W x H): 130 mm x 140 mm.** **Maximum profile length to be processed (L max): 6500 mm.** **Minimum profile length to be processed (L min): 700 mm.** **Total Power: 5 Kw, Milling Unit: 0,55 kW x 7 pieces of 18000 rpm milling engines.** **Cutting Unit: 2,2 kW 2400 rpm saw engine.** **Milling and Cutting Accuracy: ±0,01 mm.**



Кабельный канал-система, обогриваемый теплообменник, 8 в осей, высокоточный датчик положения, система привода, 3-осевые и 4-осевые диаметры универсальной системы 500 мм, 30/150' (точность изготовления между 0,01 мм и 0,015 мм), автоматическая система подачи, 1200-1600 оборотов в минуту, 8 часов. Минимальные размеры профиля, который можно установить на станке: (W x H): 40 мм x 40 мм. Максимальные размеры профиля, который можно установить на станке: (L max): 6500 мм. Минимальная длина профиля (L min): 700 мм. Общая мощность: 5 кВт. Длина обработки: 2120 мм x 7 шт. 18000 оборотов в минуту. Фреза мотор: 0,55 кВт x 7 шт. 18000 оборотов в минуту. Мощность: 2,2 кВт 2400 оборотов в минуту. Мощность: 0,55 кВт. Точность обработки: ±0,01 мм.

AIM 4310

ALÜMİNYUM PROFİL İŞLEME MERKEZİ
ALUMINIUM PROFILE PROCESSING CENTER
ОБРАБАТЫВАЮЩИЙ ЦЕНТР ПО АЛЮМИНИЮ



								
AIM 4330	11 Kw	Ømax: 20 mm	D:160 max. d: 10 mm	3000 RPM	6 BAR	7 R/ min	5300x 5100 2320mm	1670 2100

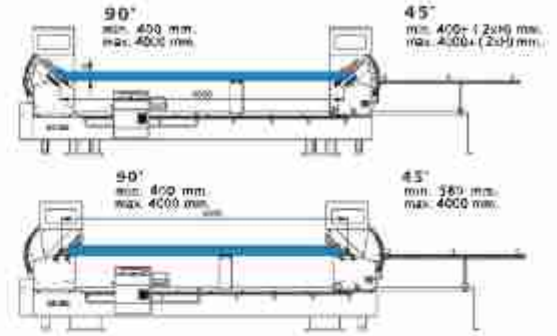


ALÜMİNYUM VE PVC PROFİL İŞLEME MAKİNELERİ

*ALUMINIUM AND PVC PROFILE
PROCESSING MACHINES*

DC 550 SK-H

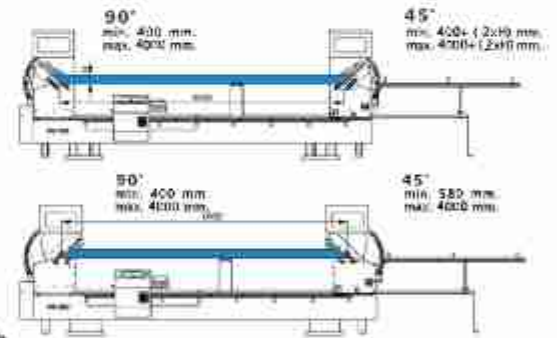
ÇİFT KAFA KESME MAKİNESİ (TAM OTOMATİK)
DOUBLE HEAD MITRE SAW MACHINE (FULL AUTOMATIC)
ДВУХГОЛОВАЯ ПИЛА (ПОЛНОСТЬЮ АВТОМАТИЧЕСКАЯ)



Technical Features	Motor	Table	Head	Blade	Table	Weight
DC 550 SK-H	1.18-2.15 kW 400V AC 3-Ph	0-250 mm 0-50.52 cm	9000 rpm	840 mm 34.25 in 4.8 kW 64.7/36.6 12.7/5.1	125-800 mm 5-31.5 in	1470 kg 1925 kg

DC 550 M-PB

ÇİFT KAFA KESME MAKİNESİ
DOUBLE HEAD MITRE SAW MACHINE
ДВУХГОЛОВЫЕ ПИЛЫ



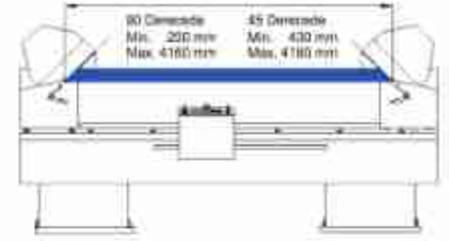
Technical Features	Motor	Table	Head	Blade	Table	Weight
DC 550 M-PB	1.18-2.15 kW 400V AC 3-Ph	0-250 mm 0-50.52 cm	9000 rpm	840 mm 34.25 in 4.8 kW 64.7/36.6 12.7/5.1	125-800 mm 5-31.5 in	1470 kg 1925 kg

DC 421PBS

ÇİFT KAFA KESME MAKİNESİ (TAM OTOMATİK)

DOUBLE HEAD MITRE SAW MACHINE (FULL AUTOMATIC)

ДВУХГОЛОВАЯ ПИЛА (ПОЛНОСТЬЮ АВТОМАТИЧЕСКАЯ)



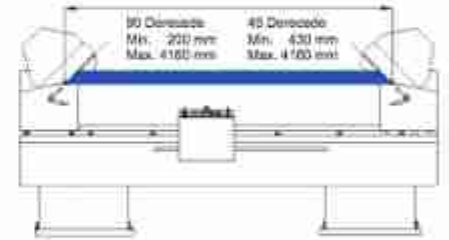
Technical Features						
DC 421PBS	2.2 kW (3.0 HP) 400 V, 3-Ph	Ø 400 mm 630 mm	4000 RPM 2700 RPM	8.8 Nm 17.1 Nm 1.2 Nm	1200 mm 1000 mm	800 kg 700 kg

DC 421MS

ÇİFT KAFA KESME MAKİNESİ

MS DOUBLE HEAD MITRE SAW MACHINE

ДВУХГОЛОВАЯ ПИЛА



Technical Features						
DC 421MS	2.2 kW (3.0 HP) 400 V, 3-Ph	Ø 400 mm 630 mm	4000 RPM 2700 RPM	8.8 Nm 17.1 Nm 1.2 Nm	1200 mm 1000 mm	800 kg 700 kg

KD 402 S

ÇİFT KAFA KESME MAKİNESİ
DOUBLE MITRE SAW MACHINE
ДВУХГОЛОВАЯ ПИЛА



Technical Features	Motor	Blade	Blade	Blade	Blade	Blade
KD 402 S	2.2 kW - 1 400V 50-60 Hz	Ø 402 mm 4.30 mm	Ø 402 mm 4.30 mm	Ø 402 mm 4.30 mm	Ø 402 mm 4.30 mm	Ø 402 mm 4.30 mm

ACK 550

ALTAN ÇIKMA KESME MAKİNESİ
UP-CUTTING SAW MACHINE
ПИЛА С НИЖНЕЙ ПОДАЧЕЙ ДИСКА



Technical Features	Motor	Blade	Blade	Blade	Blade	Blade
ACK 550	5.5 kW - 1 400V 50-60 Hz	Ø 550 mm 4.50 mm	Ø 550 mm 4.50 mm	Ø 550 mm 4.50 mm	Ø 550 mm 4.50 mm	Ø 550 mm 4.50 mm

ACK 600 S

ALTAN ÇIKMA KESME MAKİNESİ

UP-CUTTING SAW MACHINE

ПИЛА С НИЖНЕЙ ПОДАЧЕЙ ДИСКА



Technical Features	Motor	Blade	Speed	Feed	Table	Weight
ACK 600 S	5.5 kW / 400V 50 Hz	315 mm Ø 10 mm	2800 rpm	0.8 m/s	1100 mm 70 mm	275 kg 350 kg

ACK 420 - 420 S

ALTAN ÇIKMA KESME MAKİNESİ

UP-CUTTING SAW MACHINE

ПИЛА С НИЖНЕЙ ПОДАЧЕЙ ДИСКА



Technical Features	Motor	Blade	Speed	Feed	Table	Weight
ACK 420 S	2.2 kW / 400V 50 Hz	315 mm Ø 10 mm	2800 rpm	0.8 m/s	1100 mm 70 mm	210 kg 260 kg


SC 550 P

KARŞIDAN GELME KESME MAKİNESİ
CROSS CUT SAW MACHINE
ТОРЦОВОЧНАЯ МАШИНА



MK 420 - MK 420 PS

MANUEL ALTAN ÇIKMA KESME MAKİNESİ
MANUAL UP-CUTTING SAW MACHINE
РУЧНАЯ ПИЛА С НИЖНЕЙ ПОДАЧЕЙ ДИСКА



Technical Features	Motor	Spindle	Blade	Table	Weight
MK 420	2.2 kW 420/230 V	Ø 410 mm x 10 x 1 mm	1800 Ø max. 150	500 x 140 cm	104 kg 112 kg

SDT 275

DESTEK SACI - PROFİL BORU KESME MAKİNESİ

REINFORCEMENT - PIPE CUTTING SAW

СТАНОК ДЛЯ РЕЗКИ УКРЕПЛЕНИЙ - ПРОФИЛЬНЫХ ТРУБ



Technical Features	Model	SDT 275	Max. Cutting Length	4000 mm	Max. Cutting Width	200 mm
	Max. Cutting Speed	1000 mm/min	Max. Cutting Force	200 N	Max. Cutting Angle	90°

RYK 420

RADYAL KESME MAKİNESİ

RADIAL SAW MACHINE

СТАНОК РАДИАЛЬНОЙ РЕЗКИ ПРОФИЛЕЙ



Max. Cutting Length	Max. Cutting Width	Max. Cutting Angle	Max. Cutting Force	Max. Cutting Speed	Max. Cutting Angle	Max. Cutting Length	Max. Cutting Width
4000 mm	200 mm	90°	200 N	1000 mm/min	90°	4000 mm	200 mm

SK 450

OTOMATİK ALTAN ÇIKMA DİLİMLEME MAKİNESİ (SERVO KONTROLLÜ)

AUTOMATIC PROFILE SLICING MACHINE WITH UPWARD MOTION SAW BLADE (SERVO CONTROLLED)

АВТОМАТИЧЕСКАЯ ЛОМТЕРЕЗКА С НИЖНЕЙ ПОДАЧЕЙ ДИСКА

(С СЕРВО-КОНТРОЛЕМ)



Technical Features	Model	SK 450	Max. Cutting Length	4000 mm	Max. Cutting Width	200 mm
	Max. Cutting Speed	1000 mm/min	Max. Cutting Force	200 N	Max. Cutting Angle	90°

CK 412

PVC ÇİTA KESME MAKİNESİ

PVC GLAZING BEAD SAW

ПИЛА ДЛЯ РЕЗКИ ПВХ ШТАПИКА



TEKNIK Özellikler / Technical Features	Motor / Motor	Table / Table	Spindle / Spindle	Blade / Blade	Table / Table	Weight / Weight
CK 412	1,700 W / 230 V / 50 Hz	1,100 mm / 0,200 mm / 430,33 mm	3000 U/min / 100	5,80 mm / 25 U / 200 V / 1,7 mm	1400 mm / 120 mm	170 kg / 375 lb

CK 401

MANUEL ÇİTA KESME MAKİNESİ

MANUAL GLAZING BEAD SAW

РУЧНАЯ ПИЛА ДЛЯ РЕЗКИ ШТАПИКА



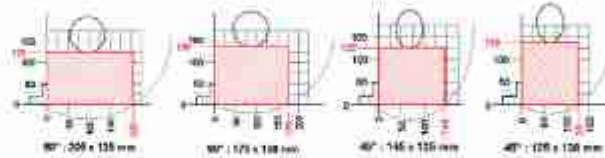
TEKNIK Özellikler / Technical Features	Motor / Motor	Table / Table	Spindle / Spindle	Table / Table	Weight / Weight
CK 401	750 W / 230 V / 50 Hz	1,100 mm / 0,200 mm / 430,33 mm	3000 U/min / 100	5,80 mm / 25 U / 200 V / 1,7 mm	150 kg / 330 lb

KD 400D - KD 400P

DERECELİ KESME MAKİNESİ
MITER SAW MACHINE
СТАНОК ДЛЯ РЕЗКИ ПОД УГЛОМ



KD 400



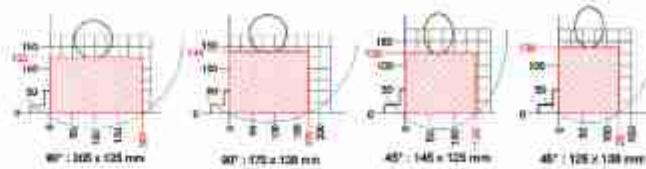
Technical Features	Motor	Blade	Speed	Angle	Weight	Power
KD 400D P	2.2 kW - 3 400V 50/60 Hz	U:405 mm ø:115 mm	2000 1/min 500	0/45° 90°/0/45°	71 kg 150 kg	220 V 1500 W 1500 W
KD 400D S	2.2 kW - 3 400V 50/60 Hz	U:405 mm ø:115 mm	3000 1/min 600	0/45° 90°/0/45°	71 kg 150 kg	220 V 1500 W 1500 W

KD 400 M

DERECELİ KESME MAKİNESİ
MITRE SAW
СТАНОК ДЛЯ РЕЗКИ ПОД УГЛОМ



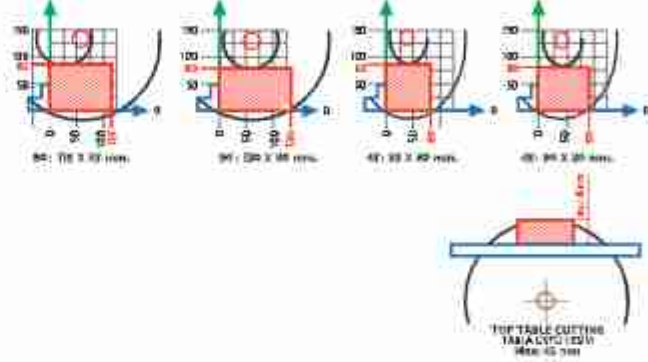
KD 400 M



Technical Features	Motor	Blade	Speed	Angle	Weight	Power
KD 400 M	2.2 kW - 3 400V 50/60 Hz	U:405 mm	3000 1/min 600	0/45° 90°/0/45°	71 kg 150 kg	220 V 1500 W

KD 305

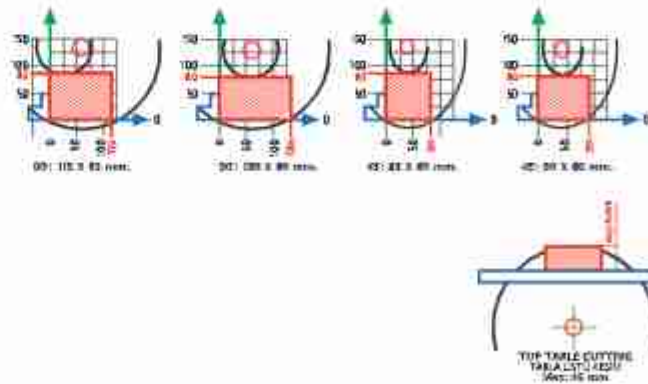
PORTATİF DERECELİ KESME MAKİNESİ (TESTERESİZ)
PORTABLE MITER SAW MACHINE (WHIT OUT SAW)
ПОРТАТИВНЫЙ СТАНОК ДЛЯ РЕЗКИ ПОД УГЛОМ



Technical Features						
KD 305	2x 6 12V, 5Ah	Ø=88 mm x=10-32 mm	3000 rpm 10M	45° x 45mm x 100mm	300mm x 100mm	2,5 kg 2,5 kg

KY 305

PORTATİF DERECELİ KESME MAKİNESİ (TESTERESİZ)
PORTABLE MITER SAW MACHINE (WHIT OUT SAW)
ПОРТАТИВНЫЙ СТАНОК ДЛЯ РЕЗКИ ПОД УГЛОМ



Technical Features						
KY 305	2x 6 12V, 5Ah	Ø=88 mm x=10-32 mm	3000 rpm 10M	45° x 45mm x 100mm	300mm x 100mm	2,5 kg 2,5 kg

KY 310B

YATAR KESME MAKİNESİ

COMPOUND SAW MACHINE

ГОРИЗОНТАЛЬНЫЙ СТАНОК ДЛЯ РЕЗКИ



Sahpa ve Testere opsiyoneldir
Saw And Table Depend On Request

800 W 50 110-230 V AC 50 Hz	3000 dmc/dak RPM	Ø = 300 mm Ø 1-311 / 30 mm	W = 630 L = 500 H = 80	28	28

KD 350 M-D-P

DERCELİ KESME MAKİNELERİ

MITER SAW MACHINES



3 230W-3 AC 230V 50- 60Hz	3000 RPM	400mm	98 KG	71 KG

KD 350 M Portatiftir
Table Depend On Request

KD 310B

DERCELİ KESME MAKİNESİ (TESTERESİZ)

MITER SAW MACHINE (WHIT OUT SAW)

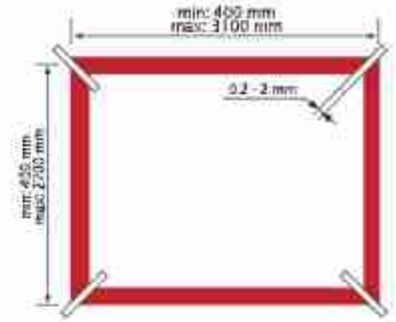
СТАНОК ДЛЯ РЕЗКИ ПОД УГЛОМ



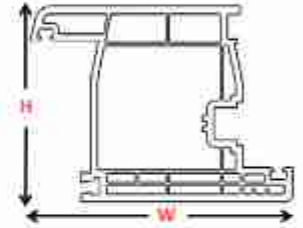
750 W 230V 50Hz	3000 RPM	Ø 300 Ø300 32 mm	W: 68 cm L: 63 cm H: 80 cm	27	25

DK 540

DÖRT KÖŞE PVC KAYNAK MAKİNESİ
FOUR CORNER PVC WELDING MACHINE
СВАРОЧНЫЙ СТАНОК ДЛЯ ЧЕТЫРЕХ УГЛОВ ПВХ



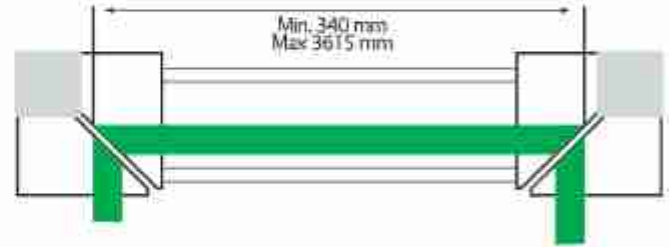
H max : 180 mm
H min : 30 mm
W max : 130 mm
W min : 30 mm



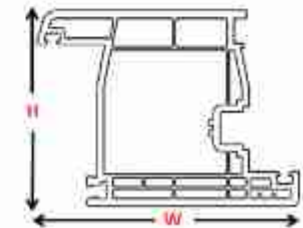
Technical Features	⚡	🔗	🕒	📏	🏠
DK 540	3-Phase 400 V AC 50 Hz	Max. 1.20 mm Min. 0.50 mm	RAM 11.10 kWh 21.00 h	400x200x 1700 mm	490 kg 2875 kg

DK 502

PVC ÇİFT KÖŞE KAYNAK MAKİNESİ
DOUBLE CORNER PVC WELDING MACHINE
СВАРОЧНЫЙ СТАНОК ДЛЯ ДВУХ УГЛОВ ПВХ



H max : 180 mm
H min : 30 mm
W max : 140 mm
W min : 30 mm



Technical Features	⚡	🔗	🕒	📏	🏠
DK 502	3-Phase 400 V AC 50 Hz	Max. 1.40 mm Min. 0.50 mm	RAM 11.10 kWh 11.00 h	700x400 1700 mm	500 kg 2250 kg

TK 503

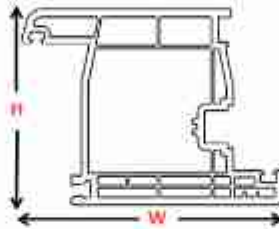
PVC TEK KÖŞE KAYNAK MAKİNESİ

SINGLE CORNER PVC WELDING MACHINE

СВАРОЧНЫЙ СТАНОК ДЛЯ ОДНОГО УГЛА ПВХ



H max : 130 mm
W max : 130 mm



<p>Technical Features</p> <p>TK 503</p>	<p>130x130 mm 200 L 1000 W</p>	<p>100x100 mm 40x60 mm</p>	<p>300 L 1000 W 200 L 1000 W</p>	<p>20x20 mm 30x30 mm</p>	<p>135 kg 128 kg</p>
-----------------------------------------	------------------------------------	--------------------------------	--------------------------------------	------------------------------	--------------------------

TK 505

PVC TEK KÖŞE KAYNAK MAKİNESİ

PVC SINGLE CORNER WELDING MACHINE

СВАРОЧНЫЙ СТАНОК ДЛЯ ОДНОГО УГЛА ПВХ



H max : 180 mm
W max : 130 mm



<p>Technical Features</p> <p>TK 505</p>	<p>180x130 mm 200 L 1000 W</p>	<p>100x100 mm 40x60 mm</p>	<p>300 L 1000 W 200 L 1000 W</p>	<p>20x20 mm 30x30 mm</p>	<p>165 kg 207 kg</p>
-----------------------------------------	------------------------------------	--------------------------------	--------------------------------------	------------------------------	--------------------------

CNC 608 - CNC 610

PVC KÖŞE TEMİZLEME MAKİNESİ

PVC CORNER CLEANING MACHINE

СТАНОК ДЛЯ ЗАЧИСТКИ УГЛОВ ПВХ



Model	Technical Features	Motor	Spindle	Worktable	Max. Length	Max. Width	Max. Height	Weight
CNC 608	2.2 kW (3000 rpm) 400 V, 3 ~, 50 Hz	Ø 30 mm Ø 30 mm	100 mm max. 100 mm max. 100 mm max.	1000 mm max. 1000 mm max. 1000 mm max.	6000 mm max.	600 mm max.	1000 mm max.	1220 kg 1310 kg
CNC 610	2.2 kW (3000 rpm) 400 V, 3 ~, 50 Hz	Ø 30 mm Ø 30 mm	100 mm max. 100 mm max. 100 mm max.	1000 mm max. 1000 mm max. 1000 mm max.	6000 mm max.	600 mm max.	1000 mm max.	1220 kg 1310 kg

CA 600

MANUEL PVC KÖŞE TEMİZLEME MAKİNESİ

MANUAL PVC CORNER CLEANING MACHINE

РУЧНОЙ СТАНОК ДЛЯ ЗАЧИСТКИ УГЛОВ ПВХ



Model	Technical Features	Motor	Spindle	Worktable	Weight
CA 600	750 W, 50 Hz 230V AC, 1 ~, 50 Hz	Ø 16mm, 250 mm Ø 16mm, 250 mm	Ø 16mm, 250 mm Ø 16mm, 250 mm	570 mm 60 mm	54 kg 85 kg

CA 601

YARI-Otomatik PVC Tek Köşe Temizleme Makinesi (Bıçaksız)

SEMI OTOMATİK SINGLE CORNER PVC CLEANING MACHINE (WHIT OUT KNIFE)

ПОЛУАВТОМАТИЧЕСКИЙ РУЧНОЙ СТАНОК ДЛЯ ЗАЧИСТКИ ОДНОГО УГЛА ПВХ



Model	Technical Features	Power	Speed	Pressure	Pressure	Pressure	Weight
CA 601	120V AC 400 W / 1000 W	0.15 m/s 0.15 m/s	3000 RPM 500	0.5 MPa 1.5 MPa	0.15 m/s 1.5 m/s	100 kg 200 kg	

CA 603 - CA 605

PVC Köşe Temizleme Makinesi (4 - 6 Bıçaklı)

PVC CORNER CLEANING MACHINE (4 - 6 CUTTERS) (WHIT OUT KNIFE)

УГЛОЗАЧИСТНОЙ СТАНОК ДЛЯ ПВХ (4-6НОЖЕВОЙ)



Temizleme bıçakları opsiyonel
Knifes depend on request.

Model	Technical Features	Power	Speed	Pressure	Pressure	Pressure	Weight
CA 603	120V AC 400 W / 1000 W	0.15 m/s 0.15 m/s	3000 RPM 500	0.5 MPa 1.5 MPa	0.15 m/s 1.5 m/s	100 kg 200 kg	
CA 605	120V AC 400 W / 1000 W	0.15 m/s 0.15 m/s	3000 RPM 500	0.5 MPa 1.5 MPa	0.15 m/s 1.5 m/s	100 kg 200 kg	

CRM 201S

KOPYA FREZE, ÜÇLÜ KOL YERİ VE SU TAHLİYE MAKİNESİ

TEMPLATE COPY ROUTER MACHINE WITH TRIPLE HOLE & WATER SLOT DRILLING

МАШИНЫ ДЛЯ РАЗРЕЗАНИЯ



TEKNOLOJİLER	6700 W	3000 D/1000 W	300 D/100 W	4.5 KW	1.5 KW	1.5 KW	1.5 KW	1.5 KW

CRM 301S

KOPYA FREZE, ÜÇLÜ KOL YERİ VE SU TAHLİYE MAKİNESİ

TEMPLATE COPY ROUTER MACHINE WITH TRIPLE HOLE & WATER SLOT DRILLING

МАШИНЫ ДЛЯ РАЗРЕЗАНИЯ



TEKNOLOJİLER	6700 W	3000 D/1000 W	300 D/100 W	4.5 KW	1.5 KW	1.5 KW	1.5 KW	1.5 KW

FR 220

KOPYA FREZE MAKİNESİ (MANUEL)
TEMPLATE COPY ROUTER (MANUEL)
ПАНТОГРАФ ДЛЯ ФРЕЗЕРА (РУЧНОЙ)



Model	Technical Features	Motor	Spindle	Worktable	Weight
FR 220	110 V 50/60 Hz 12 A 230-240 V	1400 W 200	Ø 270 mm Z: 100 mm	640x620 1400 mm	73 kg 108 kg

FR 221 - FR 221S

KOPYA FREZE MAKİNESİ (PNÖMATİK)
TEMPLATE COPY ROUTER (PNEUMATIC)
ПАНТОГРАФ ДЛЯ ФРЕЗЕРА (ПНЕВМАТИЧЕСКИЙ)



Model	Technical Features	Motor	Spindle	Worktable	Weight
FR 221	110 V 50/60 Hz 12 A 230-240 V	1400 W 200	Ø 270 mm Z: 100 mm	640x620 1400 mm	73 kg 110 kg

FR 225

ÜÇLÜ KOL YERİ DELMELİ KOPYA FREZE MAKİNESİ
TEMPLATE COPY ROUTER WITH TRIPLE HOLE DRILL
ПАНТОГРАФ ДЛЯ ФРЕЗЕРА С ТРОЙНЫМ СВЕРЛЕНИЕМ



Technical Features							
FR 225	2 x 750 W 400V 50-60 Hz	14000 rpm Ø16	800 (2) pcs Ø16	Ø 6 mm 5 (2) pcs Ø6, 7mm	Ø 270 mm Ø 110 mm Ø 100 mm	64 (200) 140 cm	185 kg 175 kg

FR 222

PORTATİF KOPYA FREZE MAKİNESİ
PORTABLE TEMPLATE COPY ROUTER
ПОРТАТИВНЫЙ ПАНТОГРАФ ДЛЯ ФРЕЗЕРА



Technical Features					
FR 222	1300 W 250V 50-60 Hz	27000 rpm Ø16	Ø 270 mm Ø 110 mm Ø 100 mm	Ø 140 mm Ø 100 mm	175 kg 165 kg

FR 226

OTOMATİK KOPYA FREZE MAKİNESİ

AUTOMATIC COPY ROUTER MACHINE

АВТОМАТИЧЕСКИЙ ПАНТОГРАФ ДЛЯ ФРЕЗЕРА



FR 226							
400 W	2-775 W 400/10-50 Hz	4000 D (mm) 324	300 D (mm) 175	0-60 s 0-12 min	0-270 mm 0-19 mm 0-80 mm	600x300 1400x	115-10 117-14

ST 264

PVC SU TAHLİYE MAKİNESİ

PVC AUTOMATIC WATER SLOT MACHINE

ПВХ ВОДООТВЕДЕНИЯ МАШИНА (АВТОМАТ)



ST 264					
400 W	400 W x 1 (110 Hz) 220V x 2 (50 Hz)	3000 D (mm) 324	0-60 s 0-12 min	0-270 mm 0-19 mm 0-80 mm	1400x 1200x

KM 211

MANUEL ORTA KAYIT ALIŞTIRMA MAKİNESİ (BIÇAKSIZ)

MANUAL END MILLING MACHINE (WHIT OUT KNIFE)

РУЧНОЙ СТАНОК ДЛЯ ТОРЦЕВОГО ФРЕЗЕРОВАНИЯ ПРИТВОРНОГО БРУСА



TEKNIK Özellikler Technical Features							
KM 211	220 W 230 V / 50 Hz 100 A / 2 420 x 150 x 50 mm	Ø 20 mm Ø max. 35 mm	Ø 16 mm Ø max. 25 mm	3000 1/1 min 5 kg	Ø 16 mm Ø max. 25 mm	Ø 16 mm Ø max. 25 mm	Ø 16 mm Ø max. 25 mm

KM 212

PORTATİF ORTA KAYIT ALIŞTIRMA MAKİNESİ (BIÇAKSIZ)

PORTABLE END MILLING MACHINE (WHIT OUT KNIFE)

ПОРТАТИВНЫЙ СТАНОК ДЛЯ ТОРЦЕВОГО ФРЕЗЕРОВАНИЯ ПРИТВОРНОГО БРУСА



TEKNIK Özellikler Technical Features					
KM 212	220 W 230 V / 50 Hz	Ø 20 mm Ø max. 25 mm	Ø 16 mm Ø max. 25 mm	3000 1/1 min 5 kg	Ø 16 mm Ø max. 25 mm

KM 215

YARI OTOMATİK ORTA KAYIT ALIŞTIRMA MAKİNESİ (BIÇAKSIZ)

SEMI-AUTOMATIC END MILLING MACHINE (WITHOUT KNIFE)

ПОЛУАВТОМАТИЧЕСКИЙ СТАНОК ДЛЯ ТОРЦЕВОГО ФРЕЗЕРОВАНИЯ ПРИТВОРНОГО БРУСА



						
0-40mm 200x50mm 200x50mm	0-40mm 200x50mm	200x50mm 200x50mm	0-40mm 200x50mm	0-40mm 200x50mm	1500x1100mm	1100x1100mm


KP 110

PNEUMATİK ALÜMİNYUM KÖŞE BİRLEŞTİRME PRESİ

PNEUMATIC ALUMINUM CORNER CRIMPING MACHINE

ПНЕВМАТИЧЕСКИЙ СОЕДИНИТЕЛЬНЫЙ ПРЕСС ДЛЯ АЛЮМИНИЕВЫХ УГЛОВ



						
7-10 BAR	25 lt./min.	5300 kg x2	H = 120 mm, Max.	W = 896 L = 786 H = 1308	950	320

NCM 550

СЕРПЕ PROFİLLERİ KÖŞE KERTME MAKİNESİ

SAW NOTCHING MACHINE

СТАНОК ДЛЯ НАРЕЗОК НА УГЛАХ ФАСАДНЫХ ПРОФИЛЕЙ



						
2 x 2.2 kW 1 x 1.5 kW	6 kW 400V 37-50/50Hz	6-8 BAR	2 lt./min.	1000x2200 1100 mm	1350	1250

KP 120

HİDROLİK ALÜMİNYUM KÖŞE BİRLEŞTİRME PRESİ

HYDRAULIC ALUMINUM CORNER CRIMPING MACHINE

ГИДРАВЛИЧЕСКИЙ СОЕДИНИТЕЛЬНЫЙ ПРЕСС ДЛЯ АЛЮМИНИЕВЫХ УГЛОВ



MFG Technical Features Спецификация						
KP 120	230V AC 50/60 Hz	1200mm Max	0-100 kg 0-1000 kg 0-1000 kg	1000-1000 W	1000x1000 1000x1000	1000 kg 1000 kg

PP 110

PNÖMATİK PANÇ PRES

PNEUMATIC PUNCH PRESS

ШТАМПОВЩИК (ПНЕВМАТИЧЕСКИЙ)



MFG Technical Features Спецификация				
PP 110	500 kg	0.8 m³ 11.5 m³ 1.5 m³	20x50x 50cm	100 kg 100 kg

PY 100 - PY 101 - PY 102 - PY 104

MANUEL PANÇ PRES

MANUAL PUNCH PRESS

РУЧНОЙ ДЫРОПРОБИВНОЙ ПРЕСС



PY 100	PY 101	PY 102	PY 104
< 38 mm >	< 32 mm >	< 19/25 mm >	< 22 mm >
1 AD 6 KG	1 AD 8 KG	1 AD 8 KG	1 AD 8 KG

DKN 300

MANUEL DAYAMALI EKLANLI KONVEYÖR (3 MT)

ROLLER CONVEYOR WITH MANUAL STOP & DISPLAY UNIT

КОНВЕЙЕР С ЭКРАНОМ С РУЧНОЙ ОПОРОЙ



Technical Features	Weight
DKN 300	120 kg
1700x300	120 kg

MKN 100-150-300

MANUEL DAYAMALI KONVEYÖR

ROLLER CONVEYOR WITH MANUAL STOP

КОНВЕЙЕР С РУЧНОЙ ОПОРОЙ



Technical Features		
MKN 100	1700x450 mm	1800 kg

SKN 300-450-600

OTOMATİK DAYAMALI DİJİTAL KONVEYÖR

DIGITAL ROLLER CONVEYOR WITH AUTOMATIC STOP

ЦИФРОВОЙ КОНВЕЙЕР С АВТОМАТИЧЕСКОЙ ОПОРОЙ



Technical Features		
SKN 300	2500 x 450 x 100 mm	2500 kg

SKN 301

OTOMATİK DAYAMALI DİJİTAL KONVEYÖR

DIGITAL ROLLER CONVEYOR WITH AUTOMATIC STOP

ЦИФРОВОЙ КОНВЕЙЕР С АВТОМАТИЧЕСКОЙ ОПОРОЙ



Technical Features			
SKN 301	215 W 100V AC, 50/60 Hz	240x220x80 mm	120 kg 1700 kg

SD 201

OTOMATİK DİKEY VİDALAMA ÜNİTESİ

AUTOMATIC SCREWDRIVER

АВТОМАТИЧЕСКИЙ ВЕРТИКАЛЬНЫЙ ШУРУПОВЕРТ



Technical Features			
SD 201	500 W 230V AC, 50/60 Hz	240x220x100 mm	20 kg

AZ 130

AHŞAP ZIVANA MAKİNESİ (ÜRETİM SORUNUZ)

MANUEL MORTISING MACHINE FOR WOOD

ДОЛБЕЖНЫЙ СТАНОК



Technical Features				
AZ 130	500 W 230V AC, 50/60 Hz	4000 rpm	240x220x100 mm	22 kg 120 kg

NSM 351

KANAT İŞLEME MERKEZİ
SASH ASSEMBLY STATION
ЦЕНТР ОБРАБОТКИ СТВОРОК



Technical Features				
NSM 351	400 V, 10-20 Hp	0-30 m/min	1000x500x250 mm	500 kg

TM 135

AHŞAP TAS MENTEŞE YERİ AÇMA MAKİNESİ
PORTABLE HINGLE SLOT MILLING MACHINE
СТАНОК ДЛЯ ФРЕЗЕРОВАНИЯ СОЕДИНЕНИЯ НА МДФ ПОД 45 ГР



Technical Features				
TM 135	230V, 11-15 Hp	1000-1500 rpm	500x250x150 mm	20 kg

MS

MAKİNE SEHPASI
MACHINE STAND
МАШИНА СТЕНД



VCE 1360 - 1460

VAKUM TALAŞ EMİCİ
VACUUM CHIP EXTRACTOR
РАБОТА СТАНЦИИ ДЛЯ СТВОРОК




WB 4000

MONTAJ MASASI (160KG)
WORK BENCH
МОНТАЖНЫЙ СТОЛ



PWB 4100

PNEMATİK MONTAJ MASASI (328 KG)
PNEUMATIC WORK BENCH
ПНЕВМАТИЧЕСКИЙ МОНТАЖНЫЙ СТОЛ



GPT 1000

PENCERE TAŞIMA ARABASI

GLASS & PROFILE TROLLEY

ТЕЛЕЖКА ДЛЯ ТРАНСПОРТИРОВКИ ОКОН

1 AD. 145 KG



PT 1000

PENCERE TAŞIMA ARABASI

PRODUCT TRANSPORTATION TROLLEY

ТЕЛЕЖКА ДЛЯ ТРАНСПОРТИРОВКИ ОКОН

1 AD. 105 KG



HP 1000

YATAY PROFİL TAŞIMA ARABASI

HORIZONTAL PROFILE TROLLEY

ТЕЛЕЖКА ДЛЯ ТРАНСПОРТИРОВКИ ГОРИЗОНТАЛЬНОГО
ПРОФИЛЯ

1 AD. 75 KG



VP 1000

DİKEY PROFİL TAŞIMA ARABASI

VERTICAL PROFILE TROLLEY

ТЕЛЕЖКА ДЛЯ ТРАНСПОРТИРОВКИ
ВЕРТИКАЛЬНОГО ПРОФИЛЯ

1 AD. 135 KG



GT 1000

CONTA TAŞIMA ARABASI (52 KG)

GASKET TROLLEY

ТЕЛЕЖКА ДЛЯ ТРАНСПОРТИРОВКИ ПРОКЛАДОК



YERLEŞİM PLANI
SETTLEMENT PLAN
ПЛАН РАЗМЕЩЕНИЯ

8 SAATLİK ÇALIŞMA DİLİMİNDE 50-60 ADET ÇERÇEVE ÜRETMEK İÇİN TAVSİYE EDİLEN MAKİNELER

MACHINE SET FOR 50-60 WINDOW FRAMES IN 8 HOURS SHIFT

КОМПЛЕКТ СТАНКОВ ДЛЯ ПРОИЗВОДСТВА 50-60 ОКОН ЗА 8 ЧАСОВОЙ РАБОЧИЙ ДЕНЬ



YERLEŞİM PLANI
SETTLEMENT PLAN
ПЛАН РАЗМЕЩЕНИЯ

8 SAATLİK ÇALIŞMA DİLİMİNDE 60-100 ADET ÇERÇEVE ÜRETMEK İÇİN TAVSİYE EDİLEN MAKİNELER

MACHINE SET FOR 60-100 WINDOWFRAMES IN 8 HOURS SHIFT

КОМПЛЕКТ СТАНКОВ ДЛЯ ПРОИЗВОДСТВА 60-100 ОКОН ЗА 8 ЧАСОВОЙ РАБОЧИЙ ДЕНЬ

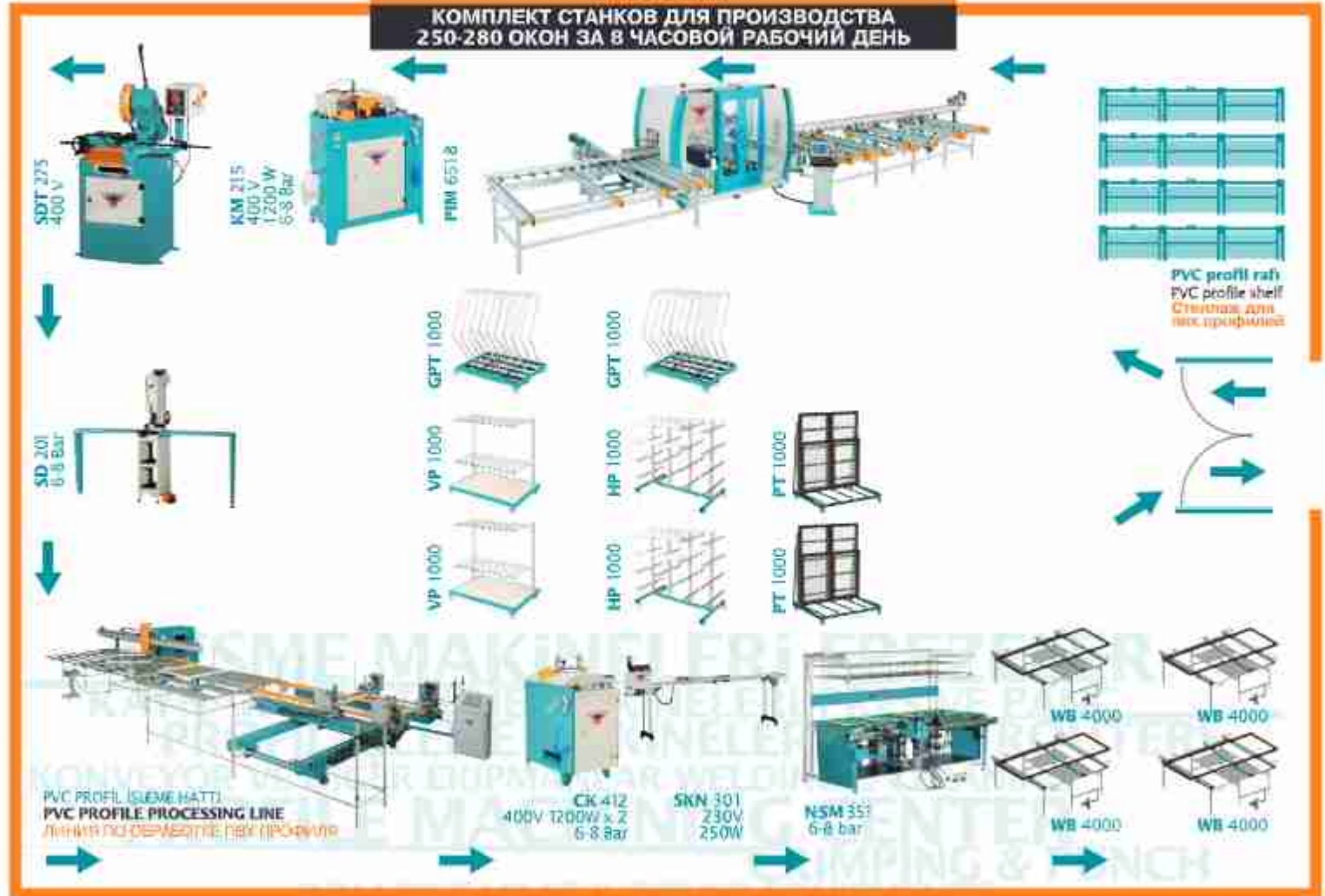


YERLEŞİM PLANI
SETTLEMENT PLAN
ПЛАН РАЗМЕЩЕНИЯ

8 SAATLİK ÇALIŞMA DİLİMİNDE 250-280 ADET CERÇEVE ÜRETMEK İÇİN TAVSİYE EDİLEN MAKİNELER

MACHINE SET FOR 250-280 WINDOW FRAMES IN 8 HOURS SHIFT

КОМПЛЕКТ СТАНКОВ ДЛЯ ПРОИЗВОДСТВА 250-280 ОКОН ЗА 8 ЧАСОВОЙ РАБОЧИЙ ДЕНЬ



ALFA

PORTATİF KESİM MAKİNESİ Ø 300 MM (TESTERESİZ)
PORTABLE CUTTING MACHINE Ø 300 MM (WHIT OUT SAW)
Портативный станок для резки Ø 300 мм.
ماكينة قص متنقلة بقطر 300 مم



HP kW	V Hz	I A	ØD mm	Ød mm	L mm	H mm	ØC mm	ØF mm	ØG mm	ØH mm	ØI mm	L x W x H mm	L x W x H mm
1 0.75	200 50	50 4	4.5 115	30-32 775	5.2 132	3000 760	76x62 1523	102 40	40 380x470x650	40 540x540x480	40 240kg	40 303kg	

ALFA MİNİ

PORTATİF KESİM MAKİNESİ Ø 250 MM (TESTERESİZ)
PORTABLE CUTTING MACHINE Ø 250 MM
Портативный станок для резки Ø 250 мм
ماكينة قص متنقلة بقطر 250 مم



HP kW	V Hz	I A	ØD mm	Ød mm	L mm	H mm	ØC mm	ØF mm	ØG mm	ØH mm	ØI mm	L x W x H mm	L x W x H mm
0.75 0.55	200 50	40 4	4 100	30-32 775	5.2 132	3000 760	76x52 1523	102 40	40 380x470x650	40 540x540x480	40 210kg	40 344kg	

BETA PLUS

PORTATİF YATARLI KESİM MAKİNESİ Ø 300 MM (TESTERESİZ)
PORTABLE CUTTING MACHINE WITH TILTING HEAD Ø 300 MM (WHIT OUT SAW)
Портативный станок для резки, с наклоном головы влево Ø 300 мм
ماكينة قص متنقلة برأس قابل للإمالة بقطر 300 مم



HP kW	V Hz	I A	ØD mm	Ød mm	L mm	H mm	ØC mm	ØF mm	ØG mm	ØH mm	ØI mm	L x W x H mm	L x W x H mm
1 0.75	200 50	50 4	4.5 115	30-32 775	5.2 132	3000 760	76x62 1523	102 40	40 380x470x650	40 540x540x480	40 262kg	40 334kg	

VEGA - I 350

PORTATİF KESİM MAKİNESİ Ø 350 MM (TESTERESİZ)
PORTABLE CUTTING MACHINE Ø 350 MM (WHIT OUT SAW)
Портативный станок для резки Ø 350 мм
ماكينة قص متنقلة بقطر 350 مم



HP kW	V Hz	I A	ØD mm	Ød mm	L mm	H mm	ØC mm	ØF mm	ØG mm	ØH mm	ØI mm	L x W x H mm	L x W x H mm
1.5 1.1	200 50	60 6	4.5 115	30-32 775	5.2 132	3000 760	76x62 1523	102 40	40 380x470x650	40 540x540x480	40 344kg	40 588kg	

POLAR - I

PORTATİF ORTA KAVIT ALIŞTIRMA MAKİNESİ PORTABLE END MILLING MACHINE

Портативный станок для фрезеровки торца импоста
ماكينة تغزير وطحن متنقلة



POLAR - I									
MP	W	L	H	EC	W	W	W	W	W
mm	mm	mm	mm	mm	mm	mm	mm	mm	mm
100	200	12	65	140	30	900	100	40	40
0.55	1.5kW	22	8	1700	mm	mm	mm	mm	mm
						T x w x h (mm)		T x w x h (mm)	
						195 x 240 x 335		960 x 790 x 1500	
						25 kg		100 kg	

ARCHER X

PORTATİF ALÜMİNYUM KÖŞE DELME PRESİ PORTABLE ALUMINIUM CORNER PUNCHING PRESS

Портативный пресс для пробивания отверстий в алюминиевом профиле
آلة ضاغطة متنقلة لتعب الزوايا الألومنيوم



ARCHER X									
MP	W	L	H	EC	W	W	W	W	W
mm	mm	mm	mm	mm	mm	mm	mm	mm	mm
10	6	23	13	150	30	900	100	40	40
0.55	1.5kW	22	8	1700	mm	mm	mm	mm	mm
						T x w x h (mm)		T x w x h (mm)	
						195 x 240 x 335		960 x 790 x 1500	
						25 kg		100 kg	

ARCHER XP

PORTATİF PNÖMATİK ALÜMİNYUM KÖŞE DELME PRESİ PORTABLE PNEUMATIC ALUMINIUM CORNER PUNCHING PRESS

Портативный пневматический пресс для пробивания отверстий в алюминиевом профиле
آلة ضاغطة متنقلة لتعب الزوايا الألومنيوم بالضغط الهوائي



ARCHER XP									
MP	W	L	H	EC	W	W	W	W	W
mm	mm	mm	mm	mm	mm	mm	mm	mm	mm
10	6	23	13	150	30	900	100	40	40
0.55	1.5kW	22	8	1700	mm	mm	mm	mm	mm
						T x w x h (mm)		T x w x h (mm)	
						195 x 240 x 335		960 x 790 x 1500	
						20 kg		100 kg	

ORION - I P

SEHPALI PORTATİF PVC KAYNAK MAKİNESİ PORTABLE PVC WELDING MACHINE WITH STAND

Портативный станок для сварки ПВХ с тумбой
مع حامل متقل PVC ماكينة لحام



ORION - I P									
MP	W	L	H	EC	W	W	W	W	W
mm	mm	mm	mm	mm	mm	mm	mm	mm	mm
10	6	23	13	150	30	900	100	40	40
0.55	1.5kW	22	8	1700	mm	mm	mm	mm	mm
						T x w x h (mm)		T x w x h (mm)	
						195 x 240 x 335		960 x 790 x 1500	
						20 kg		100 kg	

ORBIT - I P

SEHPALI PORTATİF PVC KÖŞE VE YÜZEY TEMİZLEME MAKİNESİ

PORTABLE PVC CORNER AND SURFACE CLEANING MACHINE WITH STAND

Портативный станок для зачистки углов и поверхностей ПВХ с тумбой

مع حامل متنقل PVC ماكينة لتنظيف أسطح وزوايا



Model	Power (kW)	Speed (rpm)	Motor Type	Max. Length (mm)	Max. Width (mm)	Max. Height (mm)	Max. Weight (kg)	Max. Angle (°)	Max. Speed (rpm)	Max. Weight (kg)	Max. Weight (kg)	
ORBIT I P	1.5	2000	AC	40	120	80	100	176	1000	20	120x400x1200	20kg

SWAN

AHŞAP KÖŞE BİRLEŞTİRME MAKİNESİ

CORNER ASSEMBLING MACHINE FOR WOODEN MATERIALS

Станок для сборки деревянных углов

ماكينة تجميع زوايا خشبية



Model	Power (kW)	Speed (rpm)	Motor Type	Max. Length (mm)	Max. Width (mm)	Max. Height (mm)	Max. Weight (kg)	Max. Angle (°)	Max. Speed (rpm)	Max. Weight (kg)	Max. Weight (kg)	
SWAN	1.5	2000	AC	40	120	80	100	176	1000	20	120x400x1200	20kg

PLANET

TAS MENTEŞE YUVA AÇMA MAKİNESİ

HINGE SLOT MILLING MACHINE

Станок для сверления пазовых отверстий под петли

ماكينة فتح ثغوب مفصلات



Model	Power (kW)	Speed (rpm)	Motor Type	Max. Length (mm)	Max. Width (mm)	Max. Height (mm)	Max. Weight (kg)	Max. Angle (°)	Max. Speed (rpm)	Max. Weight (kg)	Max. Weight (kg)	
PLANET	2.2	2000	AC	40	120	80	100	176	1000	20	120x400x1200	20kg

VEGA - II M

MANUEL KESİM MAKİNESİ Ø 400 MM

MANUAL CUTTING MACHINE Ø 400 MM

Станок для резки с верхней подачей пилы Ø 400 мм

ماكينة قص يدوية بقطر 400 مم



Model	Power (kW)	Speed (rpm)	Motor Type	Max. Length (mm)	Max. Width (mm)	Max. Height (mm)	Max. Weight (kg)	Max. Angle (°)	Max. Speed (rpm)	Max. Weight (kg)	Max. Weight (kg)	
VEGA II M	2.2	2000	AC	40	120	80	100	176	1000	20	120x400x1200	20kg

VEGA - II

OTOMATİK KESİM MAKİNESİ Ø 400 MM
PORTABLE END MILLING MACHINE

Автоматический станок для резки с верхней подачей пилы Ø 400 мм
ماكينة قص أوتوماتيكية بقطر 400 مم



HP kw	n rpm	W kg	142 V A	ØD mm	Ød mm	s mm	h mm	ØD mm	Ød mm	Air Pressure bar	Air Consumption L/min	Length (mm)	Weight (kg)
2	3000	50	3.3	400	304.5	4	600	110 x 120	160 x 120	6-8	23.5	500 x 1100 x 1600	150 kg
3.5	3000	60	3	400	304.5	4	600	110 x 120	160 x 120	6-8	23.5	500 x 1100 x 1600	160 kg

METEOR - I M 400

MANUEL ALTAN ÇIKMA TESTERELİ KESİM MAKİNESİ Ø 400 MM
CUTTING MACHINE WITH MANUAL RISING BLADE Ø 400 MM

Станок для резки с нижней подачей диска Ø 400 мм
ماكينة قص يدوي بمشآر يخرج من الأسفل بقطر 400 مم



HP kw	n rpm	W kg	142 V A	ØD mm	Ød mm	s mm	h mm	Length (mm)	Weight (kg)
3	3000	50	3.3	400	304.5	4	600	500 x 985 x 1200	125 kg
2.2	3000	60	3	400	304.5	4	600	650 x 950 x 1360	160 kg

METEOR - II 420

OTM. ALTAN ÇIKMA TESTR. KESİM MAKİNESİ - BİÇME ÖZELLİĞİ Ø 420 MM
AUTM. CUTTING MACHINE WITH RISING BLADE - SHEARING FEATURE Ø 420 MM

Автоматический станок для резки с нижней подачей диска - срезание Ø 420 мм
ماكينة قص بمشآر يخرج من الأسفل أوتوماتيكي قطر خاصية القص والقطع 420 مم



HP kw	n rpm	W kg	142 V A	ØD mm	Ød mm	s mm	h mm	Air Pressure bar	Air Consumption L/min	Length (mm)	Weight (kg)
4	3000	70	3.6	420	313.5	4	600	6-8	25	600 x 1025 x 1200	144 kg
5	3000	80	3.3	420	313.5	4	600	6-8	25	600 x 1100 x 1410	225 kg

METEOR - II 500

OTOM. ALTAN ÇIKMA TEST. KESİM MAKİNESİ - BİÇME ÖZELLİĞİ Ø 500 MM
AUTOM. CUTTING MACHINE WITH RISING BLADE - SHEARING FEAT. Ø 500 MM
Автоматический станок для резки с нижней подачей диска - срезание Ø 500 мм
Makine kesim özellikleri için ayrıntılı teknik çizimlere bakınız.



Model	Motor	Blade	Blade Size	Blade Thickness	Blade Material	Blade Type	Blade Speed	Blade Life	Blade Cost	Blade Weight
METEOR - II 500	3000 W	Ø 500	30/32	4	1200	Ø 500	25	500-1000-1500	220kg	520x1170x1400

LEO R

TAM OTOMATİK DİJİTAL ÖNDEN ÇIKMA KESİM MAKİNESİ Ø 550 MM
FULL AUTOM. DIGITAL CUTTING MACHINE WITH FORWARD MOTION BLADE Ø 550 MM
Автоматический одноголовый станок для резки с CNC управлением с фронтальной подачей пильного диска Ø 550 мм
Makine kesim özellikleri için ayrıntılı teknik çizimlere bakınız.



Model	Motor	Blade	Blade Size	Blade Thickness	Blade Material	Blade Type	Blade Speed	Blade Life	Blade Cost	Blade Weight
LEO R	3000 W	Ø 550	30/32	4	1200	Ø 550	25	500-1000-1500	220kg	520x1170x1400

HEKA R

METAL KESİM MAKİNESİ Ø 350 MM
METAL CUTTING MACHINE Ø 350 MM
Станок для резки металла Ø 350 мм
Makine kesim özellikleri için ayrıntılı teknik çizimlere bakınız.



Model	Motor	Blade	Blade Size	Blade Thickness	Blade Material	Blade Type	Blade Speed	Blade Life	Blade Cost	Blade Weight
HEKA R	3000 W	Ø 350	30/32	4	1200	Ø 350	25	500-1000-1500	220kg	520x1170x1400

ORCA

OTOMATİK PVC ÇİTA KESME MAKİNESİ
AUTOMATIC CUTTING MACHINE FOR PVC STRIPS
Автоматический станок для резки штапика ПВХ
Makine kesim özellikleri için ayrıntılı teknik çizimlere bakınız.



Model	Motor	Blade	Blade Size	Blade Thickness	Blade Material	Blade Type	Blade Speed	Blade Life	Blade Cost	Blade Weight
ORCA	3000 W	Ø 350	30/32	4	1200	Ø 350	25	500-1000-1500	220kg	520x1170x1400

DELTA - III

OTOM. ÖNDEN ÇIKMA TESTERELİ PROFİL DİĞİMLEME MAKİNESİ Ø 450 MM
AUTOM. PROFILE SLICING MACHINE WITH FORW. MOTION BLADE Ø 450 MM
Автоматический станок для серийной резки с фронтальной подачей пилы Ø 450 мм
ماکینه قطع الیروفیل والیومینالک ثمرالنج بمشوار امانی متحرک بشکل اوتوماتیکی بقطر 450 مم



1	2	3	4	5	6	7	8	9	10
1	2	3	4	5	6	7	8	9	10

GALAXY - I

KOPYA FREZE MAKİNESİ
COPY ROUTER MACHINE
Копировально-фрезерный станок
آلة تقویر و ثقب ناسخه



1	2	3	4	5	6	7	8	9	10
1	2	3	4	5	6	7	8	9	10

GALAXY - II

ÜÇLÜ KOL YERİ DELMELİ KOPYA FREZE MAKİNESİ
COPY ROUTER MACHINE WITH TRIPLE GRIP SLOT DRILLING
Копировально-фрезерный станок с тройным сверлением под оконную ручку
آلة تقویر ناسخه مع مثاقب ثلاثی لفتحات القیضات



1	2	3	4	5	6	7	8	9	10
1	2	3	4	5	6	7	8	9	10

GALAXY - III

ÜÇLÜ KOL YERİ DELMELİ VE SU TAHLİYELİ KOPYA FREZE MAKİNESİ
COPY ROUTER MACH. WITH TRIPLE GRIP SLOT DRILLING AND WATER DISCHARGE
Копировально-фрезерный станок с тройным сверлением под оконную ручку и водоотводные каналы
آلة تقویر ناسخه مع مثاقب ثلاثی لفتحات القیضات وتصريف المياه



1	2	3	4	5	6	7	8	9	10
1	2	3	4	5	6	7	8	9	10

SPARK

ZIMPARA TAŞLI METAL KESİM MAKİNESİ Ø 400 MM
METAL CUTTING MACHINE WITH GRINDER Ø 400 MM

Станок для резки армирующего профиля с наждачным камнем Ø 400 мм
ماكينه قس معادن بحجر صنفرة بقطر 400 مم



HP kw	Ø mm	2- Hz	I (kW)	ØD mm	Ød mm	Ø mm	L mm	Ø mm	1 x w x h (mm)	1 x w x h (mm)
4 3	3000 ipm	50 Hz	6,8 A	400 mm	30/20 mm	3 mm	3000 rpm	135 x 80	660 x 550 x 1230 122 kg	800 x 630 x 1080 157 kg

POLAR - II

ORTA KAYIT ALIŞTIRMA MAKİNESİ
END MILLING MACHINE

Станок для фрезеровки торца импоста с ручной подачей фрезы.
ماكينه تفریز و طحن



HP kw	Ø mm	2- Hz	I (kW)	ØD mm	Ød mm	Ø mm	L mm	b mm	1 x w x h (mm)	1 x w x h (mm)
1 0,75	3000 ipm	50 Hz	4,5 A	140 mm	30 mm	3000 rpm	160	90	610 x 615 x 1000 88 kg	910 x 550 x 1190 117 kg

POLAR - III

OTOMATİK ORTA KAYIT ALIŞTIRMA MAKİNESİ
AUTOMATIC END MILLING MACHINE

Автоматический станок для фрезеровки торца импоста
ماكينه تفریز و طحن اوتوماتيكية



HP kw	Ø mm	2- Hz	I (kW)	ØD mm	Ød mm	Ø mm	L mm	Ø mm	Ø mm	Pressure	Ø mm	Calibration	1 x w x h (mm)	1 x w x h (mm)
12 9	3000 ipm	50 Hz	2,3 A	140 mm	30 mm	3000 rpm	210	90	9-8 kg	75 L/min	75	75	870 x 400 x 1080 173 kg	1000 x 350 x 1180 146 kg

POLAR - IV

OTOMATİK ORTA KAYIT ALIŞ. MAK. - PNÖMATİK BIÇAK DEĞİŞTİRME
AUTOMATIC END MILLING MACHINE - PNEUMATIC BLADE REPLACEMENT

Автоматический станок для фрезеровки торца импоста - Пневматическая система замены фрезы
ماكينه تفریز و طحن اوتوماتيكية - استبدال الشفرة التي تعمل بالهواء المضغوط



HP kw	Ø mm	2- Hz	I (kW)	ØD mm	Ød mm	Ø mm	L mm	Ø mm	Ø mm	Pressure	Ø mm	Calibration	1 x w x h (mm)	1 x w x h (mm)
12 9	3000 ipm	50 Hz	2,3 A	140 mm	30 mm	3000 rpm	210	90	9-8 kg	75 L/min	75	75	870 x 400 x 1080 173 kg	1000 x 350 x 1180 146 kg

APEX - I

OTOMATİK HİDROLİK ALÜMİNYUM KÖŞE PRESİ

AUTOMATIC HYDRAULIC ALUMINUM CORNER CRIMPING MACHINE

Автоматический гидравлический пресс для соединения алюминиевых углов
ضامط زوايا الالومنيوم هيدروليكي أوتوماتيكي



Model	Max. Length (mm)	Max. Width (mm)	Max. Height (mm)	Max. Weight (kg)	Max. Pressure (bar)	Max. Force (kN)	Max. Speed (mm/min)	Max. Temperature (°C)	Max. Material	Max. Profile	Max. Weight (kg)	Max. Force (kN)
A1	1400	30	45	100	100	100	100	100	100	100	100	100
A2	1400	30	45	100	100	100	100	100	100	100	100	100

APEX - I A

OTOMATİK HİDROLİK ALTAN ÇIKMA GÖNYELİ ALÜMİNYUM KÖŞE PRESİ

AUTOM. HYDRAULIC ALUMINUM CORNER CRIMPING MACH. WITH RISING MITER

Автоматический гидравлический пресс для соединения алюминиевых углов с выдвигающимся упором
ضامط زوايا الالومنيوم هيدروليكي أوتوماتيكي خارج من الأسفل



Model	Max. Length (mm)	Max. Width (mm)	Max. Height (mm)	Max. Weight (kg)	Max. Pressure (bar)	Max. Force (kN)	Max. Speed (mm/min)	Max. Temperature (°C)	Max. Material	Max. Profile	Max. Weight (kg)	Max. Force (kN)
A1	1400	30	45	100	100	100	100	100	100	100	100	100
A2	1400	30	45	100	100	100	100	100	100	100	100	100

ORION - I N

OTOMATİK TEK KAFA PVC KAYNAK MAKİNESİ

AUTOMATIC SINGLE HEAD PVC WELDING MACHINE

Станок с одной головкой для сварки ПВХ
تلقائية برأس واحدة PVC مكنية لحام



Model	Max. Length (mm)	Max. Width (mm)	Max. Height (mm)	Max. Weight (kg)	Max. Pressure (bar)	Max. Force (kN)	Max. Speed (mm/min)	Max. Temperature (°C)	Max. Material	Max. Profile	Max. Weight (kg)	Max. Force (kN)
O1	1400	30	45	100	100	100	100	100	100	100	100	100
O2	1400	30	45	100	100	100	100	100	100	100	100	100

ORION - I SN

OTOMATİK TEK KAFA SIFIR-NORMAL PVC KAYNAK MAKİNESİ

AUTOMATIC SINGLE HEAD SEAMLESS-STANDARD PVC WELDING MACHINE

Автоматический станок с одной головкой для сварки ПВХ
تلقائية أوتوماتيكية ذات مواصفات قياسية برأس واحدة PVC مكنية لحام



Model	Max. Length (mm)	Max. Width (mm)	Max. Height (mm)	Max. Weight (kg)	Max. Pressure (bar)	Max. Force (kN)	Max. Speed (mm/min)	Max. Temperature (°C)	Max. Material	Max. Profile	Max. Weight (kg)	Max. Force (kN)
O1	1400	30	45	100	100	100	100	100	100	100	100	100
O2	1400	30	45	100	100	100	100	100	100	100	100	100

ORBIT - III

OTOMATİK PVC KÖŞE VE YÜZEY TEMİZLEME MAKİNESİ (TEK BİÇAK SETİ)
AUTOMATIC PVC CORNER AND SURFACE CLEANING MACHINE (SINGLE CUTTER SET)
Автоматический станок для зачистки углов и поверхностей ПВХ (однорезцовый набор)
(Автоматикте (1 бичак сешарат) PVC макине тазлиф аслагч зоуаба)



Model	Motor Power (kW)	Motor Power (HP)	Max. Length (mm)	Max. Width (mm)	Max. Height (mm)	Max. Weight (kg)	Max. Speed (mm/min)	Max. Angle (°)	Max. Pressure (bar)	Max. Temperature (°C)	Max. Dust (g/m³)	Max. Noise (dB)	Max. Power (kW)	Max. Weight (kg)
ORBIT-III	2.2	3.0	1200	800	1000	150	100	15	1.0	80	100	100	100	100

ORBIT - I

OTOMATİK PVC KÖŞE VE YÜZEY TEMİZLEME MAKİNESİ (4 BİÇAK SETİ)
AUTOMATIC PVC CORNER AND SURFACE CLEANING MACHINE (4 CUTTER SET)
Автоматический станок для зачистки углов и поверхностей ПВХ (4 фрезы)
(Автоматикте (4 бичак сешарат) PVC макине тазлиф аслагч зоуаба)



Model	Motor Power (kW)	Motor Power (HP)	Max. Length (mm)	Max. Width (mm)	Max. Height (mm)	Max. Weight (kg)	Max. Speed (mm/min)	Max. Angle (°)	Max. Pressure (bar)	Max. Temperature (°C)	Max. Dust (g/m³)	Max. Noise (dB)	Max. Power (kW)	Max. Weight (kg)
ORBIT-I	2.2	3.0	1200	800	1000	150	100	15	1.0	80	100	100	100	100

ORBIT - IV SA

PLC KONT. YARI OTO. PVC KÖŞE VE YÜZEY TEMİZLEME MAKİNESİ (2 EKSEN)
PLC CONTR. D SEMI-AUTOM. PVC CORNER AND SURFACE CLEANING MACHINE (2 AXIS)
Полуавтоматический станок с PLC для зачистки углов и поверхностей ПВХ (2 оси)
(Сешарат) PLC (2) автоматикте тазлиф аслагч зоуаба)



Model	Motor Power (kW)	Motor Power (HP)	Max. Length (mm)	Max. Width (mm)	Max. Height (mm)	Max. Weight (kg)	Max. Speed (mm/min)	Max. Angle (°)	Max. Pressure (bar)	Max. Temperature (°C)	Max. Dust (g/m³)	Max. Noise (dB)	Max. Power (kW)	Max. Weight (kg)
ORBIT-IV SA	3.0	4.0	1200	800	1000	150	100	15	1.0	80	100	100	100	100

ORBIT - IV A

PLC KONTROLLÜ OTO. PVC KÖŞE VE YÜZEY TEMİZLEME MAKİNESİ (2 EKSEN)
PLC CONTR. AUTO. PVC CORNER AND SURFACE CLEANING MACHINE (2 AXIS)
Автоматический станок с PLC для зачистки углов и поверхностей ПВХ (2 оси)
(Сешарат) PLC (2) автоматикте тазлиф аслагч зоуаба)



Model	Motor Power (kW)	Motor Power (HP)	Max. Length (mm)	Max. Width (mm)	Max. Height (mm)	Max. Weight (kg)	Max. Speed (mm/min)	Max. Angle (°)	Max. Pressure (bar)	Max. Temperature (°C)	Max. Dust (g/m³)	Max. Noise (dB)	Max. Power (kW)	Max. Weight (kg)
ORBIT-IV A	3.0	4.0	1200	800	1000	150	100	15	1.0	80	100	100	100	100

ORBIT - V

PLC KONT. OTOM. PVC KÖŞE VE YÜZEY TEMİZL. MAKİNESİ (2 EKSEN)
PLC CONT. AUTO. PVC CORNER AND SURF. CLEANING MACHINE (2 AXIS)
Автоматический станок с PLC для зачистки и углов и поверхностей ПВХ (2 оси)
ماکینه قفس برأس مزدوج رقمية (دیجیتال) نصف اوتوماتیکه بقطر 400 مم



Model	Max. Length	Max. Width	Max. Height	Max. Weight	Max. Speed	Max. Power	Max. Voltage	Max. Current	Max. Frequency	Max. Temperature	Max. Humidity	Max. Dust	Max. Noise
ORBIT - V	4000	200	1200	80	200	200	200	200	200	200	200	200	200

GEMINI - II A

YARI OTOMATİK DİJİTAL ÇİFT KAFA KESİM MAKİNESİ Ø 400 MM
SEMI-AUTOMATIC DIGITAL DOUBLE HEAD CUTTING MACHINE Ø 400 MM
Полуавтоматическая программируемая двухголовая пила Ø 400 мм
ماکینه قفس برأس مزدوج رقمية (دیجیتال) نصف اوتوماتیکه بقطر 400 مم



Model	Max. Length	Max. Width	Max. Height	Max. Weight	Max. Speed	Max. Power	Max. Voltage	Max. Current	Max. Frequency	Max. Temperature	Max. Humidity	Max. Dust	Max. Noise
GEMINI - II A	4000	200	1200	80	200	200	200	200	200	200	200	200	200

GEMINI - V R

OTOMATİK DİJİ. ÖNDEN ÇIKMA ÇİFT KAFA KESİM MAKİNESİ Ø 550 MM
FULL AUTO. DIGI. DOUBLE HEAD CUTTING MACH. WITH FORWARD MOTION BLADE Ø 550 MM
Автоматическая двухголовая пила с CNC управлением с фронтальной подачей пильного диска Ø 550 мм
ماکینه قفس برأس مزدوج رقمية (دیجیتال) رقمی بقطر 550 مم



Model	Max. Length	Max. Width	Max. Height	Max. Weight	Max. Speed	Max. Power	Max. Voltage	Max. Current	Max. Frequency	Max. Temperature	Max. Humidity	Max. Dust	Max. Noise
GEMINI - V R	4000	200	1200	80	200	200	200	200	200	200	200	200	200

APEX - II

OTOMATİK HİDROLİK ÇİFT KAFA ALÜMİNYUM KÖŞE PRESİ
AUTOMATIC HYDRAULIC DOUBLE HEAD ALUMINIUM CORNER CRIMPING MACHINE
Автоматический двухголовый гидравлический пресс для соединения алюминиевых углов
صانعظن اویة لومنیوم هیدرولیک اوتوماتیک برأس مزدوج



Model	Max. Length	Max. Width	Max. Height	Max. Weight	Max. Speed	Max. Power	Max. Voltage	Max. Current	Max. Frequency	Max. Temperature	Max. Humidity	Max. Dust	Max. Noise
APEX - II	4000	200	1200	80	200	200	200	200	200	200	200	200	200

ORION - II SN

OTOMATİK ÇİFT KAFA SIFIR-NORMAL PVC KAYNAK MAKİNESİ
AUTO, DOUBLE HEAD SEAMLESS-STANDARD PVC WELDING MACHINE
Автоматический двухголовый станок для сварки ПВХ
تلقائياً أوتوماتيكية ذات مواصفات قياسية برأس مزدوجة PVC ماكينة لحام



Model	Power (kW)	Pressure (bar)	Length (mm)	Width (mm)	Height (mm)	Weight (kg)	Max. Speed (mm/min)	Max. Temp. (°C)	Max. Length (mm)	Max. Width (mm)	Max. Height (mm)
ORION II SN	12	10	22000	2200	2200	4000	4000	150	4000	2200	2200

ORION - II Y

OTOMATİK YÜZEY TEMİZLEMELİ ÇİFT KAFA PVC KAYNAK MAKİNESİ
AUTO, DOUBLE HEAD PVC WELDING MACHINE WITH SURF. CLEANING
Автоматический двухголовый станок для сварки ПВХ с зачисткой поверхности.
برأس مزدوج مع إمكانية تنظيف السطح أوتوماتيكية PVC ماكينة لحام



Model	Power (kW)	Pressure (bar)	Length (mm)	Width (mm)	Height (mm)	Weight (kg)	Max. Speed (mm/min)	Max. Temp. (°C)	Max. Length (mm)	Max. Width (mm)	Max. Height (mm)
ORION II Y	12	10	22000	2200	2200	4000	4000	150	4000	2200	2200

APEX - IV

OTOMATİK HİDROLİK DÖRT KAFA ALÜMİNYUM KÖŞE PRESİ
AUTOMATIC HYDRAULIC FOUR HEAD ALUMINIUM CORNER CRIMPING MACHINE
Автоматический гидравлический четырехголовый пресс для соединения алюминиевых углов
صاغظن اوية الهيدروليكية أوتوماتيكية برأس رباعي



Model	Power (kW)	Pressure (bar)	Length (mm)	Width (mm)	Height (mm)	Weight (kg)	Max. Speed (mm/min)	Max. Temp. (°C)	Max. Length (mm)	Max. Width (mm)	Max. Height (mm)
APEX IV	12	10	22000	2200	2200	4000	4000	150	4000	2200	2200

ORION - IV SN


OTOMATİK DÖRT KAFA SIFIR - NORMAL PVC KAYNAK MAKİNESİ
AUTOMATIC FOUR HEAD SEAMLESS-STANDARD PVC WELDING MACHINE
Автоматический четырехголовый станок для сварки ПВХ
تلقائياً أوتوماتيكية ذات مواصفات قياسية برأس رباعي PVC ماكينة لحام



Model	Power (kW)	Pressure (bar)	Length (mm)	Width (mm)	Height (mm)	Weight (kg)	Max. Speed (mm/min)	Max. Temp. (°C)	Max. Length (mm)	Max. Width (mm)	Max. Height (mm)
ORION IV SN	12	10	22000	2200	2200	4000	4000	150	4000	2200	2200

SIRIUS SN

OTOMATİK PVC KAYNAK VE TEMİZLEME HATTI (3 EKSEN)
AUTOMATIC PVC WELDING AND CLEANING LINE (3 AXIS)
Автоматический станок для сварки и зачистки ПВХ (3 оси)
(أوتوماتيكي (3 محور) PVC مركز تنظيف و لحام)



Model	Max. Length (mm)	Max. Width (mm)	Max. Height (mm)	Max. Weight (kg)	Max. Speed (mm/min)	Max. Power (kW)	Max. Torque (Nm)	Max. Pressure (bar)	Max. Temperature (°C)	Max. Humidity (%)	Max. Dust (mg/m³)	Max. Noise (dB)	Max. Vibration (mm/s²)	Max. Accuracy (mm)	Max. Repeatability (mm)	Max. Cycle Time (s)	Max. Throughput (m/h)	Max. Production (m³/h)
SN 1000	1000	100	100	100	100	100	100	100	100	100	100	100	100	100	100	100	100	100

ALCOR - I

CNC KONTROLLÜ ALÜMİNYUM VE PVC KESİM MERKEZİ (3 EKSEN)
CNC CONTROLLED ALUMINIUM AND PVC CUTTING CENTER (3 AXIS)
Центр резки алюминевых и ПВХ профилей с CNC управлением (3 оси)
(محور 3) CNC بنظام تحكم PVC مركز قص الومنيوم و



Model	Max. Length (mm)	Max. Width (mm)	Max. Height (mm)	Max. Weight (kg)	Max. Speed (mm/min)	Max. Power (kW)	Max. Torque (Nm)	Max. Pressure (bar)	Max. Temperature (°C)	Max. Humidity (%)	Max. Dust (mg/m³)	Max. Noise (dB)	Max. Vibration (mm/s²)	Max. Accuracy (mm)	Max. Repeatability (mm)	Max. Cycle Time (s)	Max. Throughput (m/h)	Max. Production (m³/h)
AI 1000	1000	100	100	100	100	100	100	100	100	100	100	100	100	100	100	100	100	100

ALCOR - II R

CNC KONTROLLÜ PVC PROFİL İŞLEME VE KESİM MERKEZİ (8 EKSEN)
CNC CONTROLLED PVC PROFILE PROCESSING AND CUTTING CENTER (8 AXIS)
Центр резки и обработки ПВХ профилей с CNC управлением 9 осей)
(محور 9) CNC بنظام تحكم PVC مركز قص ومعالجة



Model	Max. Length (mm)	Max. Width (mm)	Max. Height (mm)	Max. Weight (kg)	Max. Speed (mm/min)	Max. Power (kW)	Max. Torque (Nm)	Max. Pressure (bar)	Max. Temperature (°C)	Max. Humidity (%)	Max. Dust (mg/m³)	Max. Noise (dB)	Max. Vibration (mm/s²)	Max. Accuracy (mm)	Max. Repeatability (mm)	Max. Cycle Time (s)	Max. Throughput (m/h)	Max. Production (m³/h)
AIIR 1000	1000	100	100	100	100	100	100	100	100	100	100	100	100	100	100	100	100	100

LEPUS - II

CNC KONT. ALÜ. KOM. PANEL İŞLEME MAK. - OTD. TAKİM DEĞİŞ. (3 EKSEN)

CNC CONT. ALUM. COMP. PANEL PROCES. MAC. - AUTO. TOOL REPL. (3 AXIS)

Центр обработки алюминиевой композитной панели (3 оси) - автоматическая замена комплекта с CNC контролем

(تغيير القطع أوتوماتيكي (محور 3 - CNC) ماكينة عمل لوحات الألومنيوم المركبة بنظام تحكم



No	S/N	PC	No	No	No	Yar			T0.02	M	M	Length
						1	2	3				
10	0001	24	220	02	2000	190	400	110	1:12:000	0.8	30	4000x2400x2000
		25	4			100	000	045		30	4	2200kg

K - 3000

KONVEYÖR 1AD 42.5KG

CONVEYOR

Транспортер

ناقل



COMET M

MANUEL KONVEYÖR 1AD 89KG

MANUAL CONVEYOR

Рольганг измерительный и подающий

ناقل يدوي



S-I D/ S-II D

DEMONTE SEHPA

KNOCKDOWN STAND

Разборная тумба

حامل كس



COMET DD

DAYAMALI DİJİTAL KONVEYÖR 1AD 115KG

DIGITAL CONVEYOR WITH PROFILE GAUGE

Автоматический цифровой измерительный рольганг

ناقل رقمي دیجیتالی باسناد



VELA

TOZ EMME SİSTEMİ 1AD 79KG

DUST VACUUMING SYSTEMA

Пылесос для сбора ПВХ, деревянной и

алюминиевой стружки

نظام امتصاص الغبار



COMET MD

MANUEL DİJİTAL KONVEYÖR 1 AD 100 KG

MANUAL DIGITAL CONVEYOR

Рольганг измерительный с цифровым индикатором

ناقل يدوي رقمي دیجیتالی



WT - II

MONTAJ MASASI (251 KG)

ASSEMBLY TABLE

Монтажный стол

طاولة الترتيب





MP - UZ-B85

ALÜMİNYUM PROFİL BÜKME MAKİNESİ

ALUMINIUM PROFILE OR PIPE OR TUBE BENDING MACHINE

- Voltage : 380 V
- Frequency : 50 - 60 Hz
- Motor Power : 380 V - 2Hp
- Motor Rpm : 22 D/Dk
- Machine Height : 1200 Mm
- Machine Length : 750 Mm
- Machine Width : 750 Mm
- Machine Weight : 450 Kg
- The machine speed is constant.
- The bending operation is made with the adjusting handle at the top of the machine.
- This machine is bended the profile as u form or o form



MP - UZ-BY9

YATAY DİKEY POZİSYONLU ALÜMİNYUM PROFİL BÜKME MAKİNESİ

ALUMINIUM PROFILE OR PIPE OR TUBE BENDING MACHINE

- Voltage : 380 V
- Frequency : 50 - 60 Hz
- Motor power : 380 V - 2HP
- Motor rpm : 22 d/dk
- Machine height : 1200 mm
- Machine length : 750 mm
- Machine width : 750 mm
- Machine weight : 650 kg
- The machine speed is constant
- The machine can be worked to as vertical and horizontal position
- The bending operation is made with the adjusting handle at the top of the machine
- This machine is bended the profile as U form or Ø form



MP - UZ-F90

ÇİFT EKSEN PROFİL YÜZEYİ FOLYO YAPIŞTIRMA MAKİNESİ

TWO AXIS PROTECTIVE FILM APPLICATION MACHINES

- Voltage : 220 V
- Frequency : 50 - 60 Hz
- Eductor Power : 380 V - 0.37Kw
- Reductor Rotation : 140 Rpm
- Machine Height : 135 Cm
- Machine Width : 50 Cm
- Machine Length : 180 Cm
- Machine Weight : 225 Kg
- Conveyor Length : 4000 Mm 2 Pieces
- Conveyor Length : 260 Mm



MP - UZ - CF

ALÜMİNYUM ÇİTA PROFİLİ FOLYOLAMA MAKİNESİ

TWO AXIS PROTECTIVE FILM APPLICATION MACHINES

- Voltage : 220 V
- Frequency : 50 - 60 hz
- Reductor power : 380 V - 0.37kW
- Reductor power : 380 V - 0.75 kW
- Machine height : 135 cm
- Machine width : 50 cm
- Machine length : 180 cm
- Machine weight : 225kg
- Conveyor length : 4000 mm 2 pieces
- Conveyor length : 280 mm



MP - UZ-PD13

PNOMATİK SENSORLÜ DENİZLİK FOLYO YAPIŞTIRMA MAKİNESİ

AXIS PROTECTIVE FILM APPLICATION MACHINES FOR SILL PROFILE

- Voltage : 220 V
- Frequency : 50 - 60 hz
- Reductor power : 380 V - 0.37kW
- Reductor rotation : 140 rpm
- Machine height : 135 cm
- Machine width : 60 cm
- Machine length : 180 cm
- Machine weight : 270kg
- Conveyor length : 4000 mm 2 pieces
- Conveyor length : 370 mm



MP - UZ-TF1

TEK KAFA FOLYO YAPIŞTIRMA MAKİNESİ

SINGLE HEAD PROTECTIVE FILM APPLICATION MACHINES

- Voltage : 220 V
- Frequency : 50 - 60 hz
- Reductor power : 380 V - 0.37kW
- Reductor rotation : 140 rpm
- Machine height : 135 cm
- Machine width : 50 cm
- Machine length : 120 cm
- Machine weight : 150kg
- Conveyor length : 4000 mm 2 pieces
- Conveyor length : 280 mm



MP - UZ - N80

ÇİFT KAFA PROFİL NAYLON SARMA MAKİNASI UZ-N80 WRAPPING PACKING MACHINE

- Voltage : 380 V
- Frequency : 50 – 60 hz
- Disc reductor power : 380 V – 0,75 kW
- Disc reductor rotation : 600 rpm
- Rollers power : 380 V – 0,37 kW
- There is the braking system on the disc
- Machine height:1990 mm
- Machine length: 1800 mm
- Machine width: 1500 mm
- Machine weight: 500 kg
- Conveyor length :4000mm 2 pieces
- Conveyor width: 400mm



MP - UZ - N84

ÇİFT KAFA PNMATİK NAYLON SARMA MAKİNESİ WRAPPING PACKING MACHINE WITH PNEUMATICAL SYSTEM

- Voltage : 220 V
- Frequency : 50 – 60 hz
- Disc reductor power : 380 V – 0,75 kW
- Disc reductor rotation : 800 rpm
- Rollers power : 380 V – 0,37 kW
- Machine height : 1990 mm
- Machine length : 1800 mm
- Machine width : 1500 mm
- Machine weight : 500 kg
- Conveyor length : 4000 mm 2 pieces
- Conveyor width : 400 mm



MP - UZ - 384

DÖRT KAFA İZO BARIYER SIKMA MAKİNESİ FOUR HEAD THERMAL BREAK PROFILE ASSEMBLY UNIT MACHINE

- Frequency : 50 – 60 hz
- Reductor power : 380 V – 0,75kW
- Reductor rotation : 22 rpm
- Machine height : 1500 mm
- Machine length : 900 mm
- Machine width : 800 mm
- Machine weight : 500 kg
- Conveyor length : 4000 mm 2 pieces
- Conveyor width : 280 mm



MP - UZ - A86

ALTI Kafa İZO BARIYER SIKMA MAKİNESİ

SIX HEAD THERMAL BREAK PROFILE ASSEMBLY UNIT MACHINE

- | | | | |
|---------------------|------------------|-------------------|--------------------|
| • Voltage | : 380 V | • Machine length | : 1000 mm |
| • Frequency | : 50 – 60 Hz | • Machine width | : 800 mm |
| • Reductor power | : 380 V – 0.75kW | • Machine weight | : 700 kg |
| • Reductor rotation | : 22 rpm | • Conveyor length | : 4000 mm 2 pieces |
| • Machine height | : 1500 mm | • Conveyor width | : 280 mm |



MP - UZ - A1

ALTI Kafa HAREKETLİ İZO BARIYER SIKMA MAKİNESİ

SIX HEAD MOVING THERMAL BREAK PROFILE ASSEMBLY UNIT MACHINE

- | | | | |
|---------------------|------------------|-------------------|--------------------|
| • Frequency | : 50 – 60 Hz | • Machine width | : 800 mm |
| • Reductor power | : 380 V – 0.75kW | • Machine weight | : 750 kg |
| • Reductor rotation | : 22 rpm | • Conveyor length | : 4000 mm 2 pieces |
| • Machine height | : 1500 mm | • Conveyor width | : 280 mm |
| • Machine length | : 1000 mm | | |



MP - UZ - PDT

PROFİL FİTİLİ KENDİ TAKAN DÜZ DİŞ AÇMA MAKİNESİ

THERMO BARRIER FILLING AND TEETH OPENING MACHINE

- | | | | |
|------------------|--------------|-------------------|-----------|
| • Voltage | : 380 V | • Machine weight | : 500 kg |
| • Frequency | : 50 – 60 Hz | • Conveyor width | : 400 mm |
| • Machine height | : 165 cm | • Conveyor length | |
| • Machine length | : 90 cm | • Input | : 6000 mm |
| • Machine width | : 85 cm | • Output | : 8000 mm |



MP - UZ-P84

ALÜMİNYUM PROFİL YIVİNE DİŞ AÇMA MAKİNESİ

KNURLING MACHINE FOR THERMAL BREAK PROFILES

- Voltage : 380 V
- Frequency : 50 – 60 hz.
- Reductor power : 380 V – 0.18kW
- Reductor rotation : 140 rpm
- Machine height : 1700 mm
- Machine length : 1350 mm
- Machine width : 480 mm
- Machine weight : 400 kg
- Conveyor length : 4000 mm 2 pieces
- Conveyor width : 280 mm



MP - UZ-S13

DÖRT KAFA ALÜMİNYUM PROFİL YÜZEYİ SATINAJ MAKİNESİ

FOUR HEAD ALUMINIUM SURFACE BRUSHING MACHINE

- Voltage : 380 V
- Frequency : 50 – 60 hz
- Reductor power: 380 V – 0.75kW
- Reductor rotation : 70 rpm
- Machine height : 160 CM
- Machine width: 154 CM
- Machine length: 125 CM
- Machine weight: 650 KG
- Conveyor length : 4000 mm 2 pieces.
- Conveyor width: 400 MM



MP - UZ-S95

ALÜMİNYUM PROFİL YÜZEYİ SATINAJ MAKİNESİ

SIX HEAD ALUMINIUM SURFACE BRUSHING MACHINE

- Voltage: 380 V
- Frequency: 50 – 60 hz
- Machine height : 180 cm
- Machine length: 215 cm
- Machine width: 125 cm
- Machine weight: 950 kg
- Conveyor width: 400 mm
- Conveyor length: 4000 mm 2 pieces



MP - UZ-SH4

DÖRT KAFA HAREKETLİ ALÜMİNYUM PROFİL YÜZEYİ SATINAJ MAKİNESİ

FOUR HEAD ALUMINIUM SURFACE BRUSHING MACHINE

- Voltage: 380 V
- Frequency : 50 – 60 hz
- Machine height: 188 cm
- Machine length: 147 cm
- Machine width: 138cm
- Machine weight: 1800 kg
- Conveyor width: 400 mm
- Conveyor length: 5000 mm 2 pieces
- There is a coolant system in the machine
- There is a curtain system to prevent the passing of water to the rear of machine
- There are four the reductor motor of brushing . Each reductor is 2.2kw 600 rpm
- The reductor motor of bottom conveyor is 0.75 kw 60 rpm




MP - UZ- C1
CİRT BANT YAPIŞTIRMA MAKİNESİ
TAPE ADHESIVE MACHINE

- Gerilim : 220 V
- Frekans : 50 – 60 hz
- Motor gücü : 380 V – 0.75kW
- Motorun devri 70 d/dk
- Makine yüksekliği : 190cm
- Makine genişliği : 58 cm
- Makine uzunluğu : 80 cm
- Makine ağırlığı : 200kg
- Konveyör uzunluğu :4000 mm 2 adet
- Konveyör genişliği : 280 mm



MP -UZ- SH6
ALTI Kafa HAREKETLİ ALÜMİNYUM PROFİL YÜZEYİ SATINAJ MAKİNESİ
SIX HEAD SURFACE POLISHING MACHINE

- Voltage 380 V
- Frequency : 50 – 60hz
- Machine height : 188 cm
- Machine length :165cm
- Machine width : 138cm
- Machine weight: 1800 kg
- Conveyor width: 400 mm
- Conveyor length: 5000 mm 2 adet
- There is a curtain system to prevent water from passing behind to machine There is a speed control at the brushes motor



CPME 2B-CPM D 2B
KOMPOZİT MAKİNASI
COMPOSITE MACHINE

- Motor Power : 4 hp –5,5 hp (threephase)
- Rotation : 3000 dev/dk / 3000 rot/min
- Power Consumption : 3 kW – 4 kW
- Cutting Blade Rotation : 5800 dev/min /5800 rot/min
- Canal Blade Rotation : 5800 dev/min /5800 rot/min
- Cutting Thickness : 0 – 20 mm / Between 0 – 20 mm
- Cutting Height : 2000 mm
- Cutting Length : 4000 mm
- Blade Size
- Cutting Blade Size : 230 x 62 x 30 x 3,2 Trapaze
- Canal Blade Size : 200 x 80 ZB Takma Uçlu
- Panel Size (WxHxD) : 5000 mm x 2980 mm x 1150 mm
- Dimensions Shipping : 5000 mm x 2400 mm x 1150 mm
- Panel Net Weight : 665 kg
- Dust Sucking System : In a single Piece
- Lower Support : Metal Wheel
- Movable Supports : Automatic

Packing List : H: 2,60m W: 1,60m Length 5,20m



CAM KESİM VE İŞLEME MAKİNELERİ

GLASS CUTTING AND PROCESSING MACHINES

OCKM3700-S

OTOMATİK CAM KESİM MASASI
AUTOMATIC GLASS CUTTING TABLE



TEKNİK ÖZELLİKLER / TECHNICAL DATA

Maksimum Cam Ebadı Kesilebilen Cam Kalınlığı	3700 x 2550 mm 2-19 mm	Maksimum İvme Maksimum Kesim Hızı Maksimum Low-E Sıyırma Hızı	5m/s ² 200m/dak 60m/dak	Kesim Hassasiyeti Kıncı Bar Adedi	±0.25 mm 2+1
Maximum Glass Size Glass Thickness	3700 x 2550 mm 2-19 mm	Maximum Acceleration Maximum Cutting Speed Maximum Low-E Grinding Speed	5m/s ² 200m/min 80m/min	Cutting Tolerance Breaking Bars	±0.25 mm 2+1

OCKM6000-S

OTOMATİK CAM KESİM MASASI
AUTOMATIC GLASS CUTTING TABLE



TEKNİK ÖZELLİKLER / TECHNICAL DATA

Maksimum Cam Ebadı Kesilebilen Cam Kalınlığı	6000x3210 mm 2-19 mm	Maksimum İvme Maksimum Kesim Hızı Maksimum Low-E Sıyırma Hızı	5m/s ² 200m/dak 80m/dak	Kesim Hassasiyeti Kıncı Bar Adedi	±0.25 mm 2+1
Maximum Glass Size Glass Thickness	6000x3210 mm 2-19 mm	Maximum Acceleration Maximum Cutting Speed Maximum Low-E Grinding Speed	5m/s ² 200m/min 80m/min	Cutting Tolerance Breaking Bars	±0.25 mm 2+1

FCM3725-S

TRANSFER KAYIŞLI CAM KESİM MASASI

AUTOMATIC GLASS CUTTING TABLE WITH BELT SYSTEM



TEKNİK ÖZELLİKLER / TECHNICAL DATA

Maksimum Cam Ebadı Kesilebilen Cam Kalınlığı	3700 x 2550 mm 2-19 mm	Maksimum İvme Maksimum Kesim Hızı Maksimum Low-E Sıyırma Hızı	5m/s ² 200m/dak 80m/dak	Kesim Hassasiyeti	±0.25 mm
Maximum Glass Size Glass Thickness	3700 x 2550 mm 2-19 mm	Maximum Acceleration Maximum Cutting Speed Maximum Low-E Grinding Speed	5m/s ² 200m/min 80m/min	Cutting Tolerance	±0.25 mm

FCM6032-S

TRANSFER KAYIŞLI CAM KESİM MASASI

AUTOMATIC GLASS CUTTING TABLE WITH BELT SYSTEM




TEKNİK ÖZELLİKLER / TECHNICAL DATA

Maksimum Cam Ebadı Kesilebilen Cam Kalınlığı	6100 x 3400 mm 2-19 mm	Maksimum İvme Maksimum Kesim Hızı Maksimum Low-E Sıyırma Hızı	5m/s ² 200m/dak 80m/dak	Kesim Hassasiyeti	±0.25 mm
Maximum Glass Size Glass Thickness	3700 x 2550 mm 2-19 mm	Maximum Acceleration Maximum Cutting Speed Maximum Low-E Grinding Speed	5m/s ² 200m/min 80m/min	Cutting Tolerance	±0.25 mm

LCKM 3800

LAMİNE CAM KESİM HATTI
LAMINATED GLASS CUTTING LINE



TEKNİK ÖZELLİKLER / TECHNICAL DATA

Kesilebilen Cam Ebadı - min.	350 mm	Kesilebilen Cam Kalınlığı - min.	3+PVB+3	Maksimum Kesim Hızı	20 m/dak
Kesilebilen Cam Ebadı - maks.	3800 mm	Kesilebilen Cam Kalınlığı - maks.	8+PVB+8		
Maximum Glass Size	3700 x 2550 mm	Maximum Acceleration	5m/s ²	Cutting Tolerance	±0.25 mm
Glass Thickness	2-19 mm	Maximum Cutting Speed	200m/min		
		Maximum Low-E Grinding Speed	80m/min		

LCKM 4600

LAMİNE CAM KESİM HATTI
LAMINATED GLASS CUTTING LINE



TEKNİK ÖZELLİKLER / TECHNICAL DATA

Kesilebilen Cam Ebadı - min.	350 mm	Kesilebilen Cam Kalınlığı - min.	3+PVB+3	Maksimum Kesim Hızı	20 m/dak
Kesilebilen Cam Ebadı - maks.	4600 mm	Kesilebilen Cam Kalınlığı - maks.	8+PVB+8		
Minimum Glass Size	350 mm	Minimum Glass Thickness	3+PVB+3	Maximum Cutting Speed	20 m/min
Maximum Glass Size	4600 mm	Maximum Glass Thickness	8+PVB+8		

LK 3800

LAMİNE CAM KESİM MASASI
LAMINATED GLASS CUTTING TABLE




TEKNİK ÖZELLİKLER / TECHNICAL DATA

Kesilebilen Cam Ebadı - min.	350 mm	Kesilebilen Cam Kalınlığı - min.	3+PVB+3	Maksimum Kesim Hızı	20 m/dak
Kesilebilen Cam Ebadı - maks.	3800 mm	Kesilebilen Cam Kalınlığı - maks.	8+PVB+8		
Minimum Glass Size	350 mm	Minimum Glass Thickness	3+PVB+3	Maximum Cutting Speed	20 m/min
Maximum Glass Size	3800 mm	Maximum Glass Thickness	8+PVB+8		

LK 4600

LAMİNE CAM KESİM MASASI
LAMINATED GLASS CUTTING TABLE



TEKNİK ÖZELLİKLER / TECHNICAL DATA

Kesilebilen Cam Ebadı - min.	350 mm	Kesilebilen Cam Kalınlığı - min.	3+PVB+3	Maksimum Kesim Hızı	20 m/dak
Kesilebilen Cam Ebadı - maks.	4600 mm	Kesilebilen Cam Kalınlığı - maks.	8+PVB+8		
Minimum Glass Size	350 mm	Minimum Glass Thickness	3+PVB+3	Maximum Cutting Speed	20 m/min
Maximum Glass Size	4600 mm	Maximum Glass Thickness	8+PVB+8		

FYM 3725

OTOMATİK CAM YÜKLEME ROBOTU
AUTOMATIC GLASS LOADING ROBOT



TEKNİK ÖZELLİKLER / TECHNICAL DATA

Cam Ebadı 3700 x 2550 mm
Cam Kalınlığı 2 - 19 mm

Cam Alma Derinliği A 1000 mm - B 1000 mm

Maximum Glass Size 3700 x 2550 mm
Glass Thickness 2 - 19 mm

Glass Loading Depth From The Rack A 1000 mm - B 1000mm

FYM 6032

OTOMATİK CAM YÜKLEME ROBOTU
AUTOMATIC GLASS LOADING ROBOT




TEKNİK ÖZELLİKLER / TECHNICAL DATA

Cam Ebadı 6100 x 3400 mm
Cam Kalınlığı 2 - 19 mm

Cam Alma Derinliği A 1000 mm - B 1000 mm

Maximum Glass Size 6100 x 3400 mm
Glass Thickness 2 - 19 mm

Glass Loading Depth From The Rack A 1000 mm - B 1000mm

CKM3725**YATAR KALKAR CAM KIRMA MASASI**
TILTING GLASS BREAKING TABLE**TEKNİK ÖZELLİKLER / TECHNICAL DATA**

Maksimum Cam Ebadı Cam Kalınlığı	3700 x 2550 mm 2-19 mm	Fan Sayısı Kırıcı Bar Adedi	1 2+1
Maximum Glass Size Glass Thickness	3700 x 2550 mm 2-19 mm	Fan Breaking Bars	1 2+1

CKM6032**YATAR KALKAR CAM KIRMA MASASI**
TILTING GLASS BREAKING TABLE**TEKNİK ÖZELLİKLER / TECHNICAL DATA**

Maksimum Cam Ebadı Cam Kalınlığı	6000x3210 mm 2-19 mm	Fan Sayısı Kırıcı Bar Adedi	2 3+1
Maximum Glass Size Glass Thickness	6000x3210 mm 2-19 mm	Fan Breaking bars	2 3+1

KM3725

SABİT CAM KIRMA MASASI
FIXED GLASS BREAKING TABLE



TEKNİK ÖZELLİKLER / TECHNICAL DATA

Maksimum Cam Ebadı Cam Kalınlığı	3700 x 2550 mm 2-19 mm	Fan Sayısı Kıncı Bar Adedi	1 2+1
Maximum Glass Size Glass Thickness	3700 x 2550 mm 2-19 mm	Fan Breaking Bars	1 2+1

KM6032

SABİT CAM KIRMA MASASI
FIXED GLASS BREAKING TABLE



TEKNİK ÖZELLİKLER / TECHNICAL DATA

Maksimum Cam Ebadı Cam Kalınlığı	6000 X 3210 mm 2-19 mm	Fan Sayısı Kıncı Bar Adedi	2 2+1
Maximum Glass Size Glass Thickness	6000 X 3210 mm 2-19 mm	Fan Breaking bars	2 3+1

PTA3210

PALET TAŞIMA APARATI - PTA

PALETTE GLASS CARRYING UNIT - PTA



TEKNİK ÖZELLİKLER / TECHNICAL DATA

Taşıma Kapasitesi: 1 Palet Jumbo Cam

Carrying Capacity: 1 Palette Jumbo Glass

VTA

VANTUZLU CAM TAŞIMA APARATI - VTA

GLASS CARRYING UNIT WITH SUCTION CUPS - VTA



TEKNİK ÖZELLİKLER / TECHNICAL DATA

Taşıyabilen Cam Plaka Ebadı	6100 x 3400 mm	Cam Kalınlığı	2-19 mm
Cam Taşıma Kapasitesi	400 kg	Vantuz Adedi	10
Glass Dimension	6100 x 3400 mm	Glass Thickness Range	2-19 mm
Maximum Glass Weight	400 kg	Suction Quantity	10

VGPL V1

HİDROLİK PANEL PRESLİ CAM YIKAMA HATTI

GLASS WASHING LINE WITH HYDRAULIC PANEL PRESS



VGPL V1 - INOX

HİDROLİK PANEL PRESLİ CAM YIKAMA HATTI

GLASS WASHING LINE WITH HYDRAULIC PANEL PRESS



TEKNİK ÖZELLİKLER / TECHNICAL DATA

VGPL V1 1700

Yıkanebilen Cam Kalınlığı	2 - 10 mm	Yıkanebilen Cam Ebadı - maks.	3000 x 1700 mm	Preslenebilen Cam Ebadı - maks.	2800 x 1700 mm
Maksimum Cam Yıkama Hızı	10m/dak	Yıkanebilen Cam Ebadı - min.	170 x 350 mm	Preslenebilen Cam Ebadı - min.	225 x 350 mm
Fırça Sayısı	6			Preslenebilen Cam Ebadı [opsiyonel]	5800 x 1700 mm
Glass Thickness	2 - 10 mm	Glass Dimension for Washing - max.	3000 x 1700 mm	I.G Dimension for Pressing - max.	2800 x 1700 mm
Glass Washing Speed - max.	10m/min	Glass Dimension for Washing - min.	170 x 350 mm	I.G Dimension for Pressing - min.	225 x 350 mm
Brush Quantity	6			I.G Dimension for Pressing [optional]	5800 x 1700 mm

VGPL V1 2000

Yıkanebilen Cam Kalınlığı	2 - 10 mm	Yıkanebilen Cam Ebadı - maks.	3000 x 2000 mm	Preslenebilen Cam Ebadı - maks.	2800 x 2000 mm
Maksimum Cam Yıkama Hızı	10m/dak	Yıkanebilen Cam Ebadı - min.	170 x 350 mm	Preslenebilen Cam Ebadı - min.	225 x 350 mm
Fırça Sayısı	6			Preslenebilen Cam Ebadı [opsiyonel]	5800 x 2000 mm
Glass Thickness	2 - 10 mm	Glass Dimension for Washing - max.	3000 x 2000 mm	I.G Dimension for Pressing - max.	2800 x 2000 mm
Glass Washing Speed - max.	10m/min	Glass Dimension for Washing - min.	170 x 350 mm	I.G Dimension for Pressing - min.	225 x 350 mm
Brush Quantity	6			I.G Dimension for Pressing [optional]	5800 x 2000 mm


VGPL V1 2500

Yıkanebilen Cam Kalınlığı	2 - 10 mm	Yıkanebilen Cam Ebadı - maks.	3000 x 2500 mm	Preslenebilen Cam Ebadı - maks.	2800 x 2500 mm
Maksimum Cam Yıkama Hızı	10m/dak	Yıkanebilen Cam Ebadı - min.	170 x 350 mm	Preslenebilen Cam Ebadı - min.	225 x 350 mm
Fırça Sayısı	6			Preslenebilen Cam Ebadı [opsiyonel]	5800 x 2500 mm
Glass Thickness	2 - 10 mm	Glass Dimension for Washing - max.	3000 x 2500 mm	I.G Dimension for Pressing - max.	2800 x 2500 mm
Glass Washing Speed - max.	10m/min	Glass Dimension for Washing - min.	170 x 350 mm	I.G Dimension for Pressing - min.	225 x 350 mm
Brush Quantity	6			I.G Dimension for Pressing [optional]	5800 x 2500 mm

DPYM

**RULO PRESLİ CAM
YIKAMA HATTI**


GLASS WASHING LINE
WITH ROLLER PRESS



DPYM - INOX

**RULO PRESLİ CAM
YIKAMA HATTI**

GLASS WASHING LINE- INOX
WITH ROLLER PRESS



TEKNİK ÖZELLİKLER / TECHNICAL DATA

DBYM 1700

Yıkanebilen Cam Kalınlığı	2 - 10 mm	Yıkanebilen Cam Ebadı - maks.	3000 x 1700 mm	Preslenebilen Cam Ebadı - maks.	3000 x 1700 mm
Maksimum Cam Yıkama Hızı	10m/dak	Yıkanebilen Cam Ebadı - min.	170 x 350 mm	Preslenebilen Cam Ebadı - min.	170 x 350 mm
Fırça Sayısı	4				
Glass Thickness	2 - 10 mm	Glass Dimension for Washing - max.	3000 x 1700 mm	LG Dimension for Pressing - max.	3000 x 1700 mm
Glass Washing Speed - max.	10m/min	Glass Dimension for Washing - min.	170 x 350 mm	LG Dimension for Pressing - min.	225 x 350 mm
Brush Quantity	4				

DBYM 2000

Yıkanebilen Cam Kalınlığı	2 - 10 mm	Yıkanebilen Cam Ebadı - maks.	3000 x 2000 mm	Preslenebilen Cam Ebadı - maks.	3000 x 2000 mm
Maksimum Cam Yıkama Hızı	10m/dak	Yıkanebilen Cam Ebadı - min.	170 x 350 mm	Preslenebilen Cam Ebadı - min.	170 x 350 mm
Fırça Sayısı	6				
Glass Thickness	2 - 10 mm	Glass Dimension for Washing - max.	3000 x 2000 mm	LG Dimension for Pressing - max.	3000 x 2000 mm
Glass Washing Speed - max.	10m/min	Glass Dimension for Washing - min.	170 x 350 mm	LG Dimension for Pressing - min.	225 x 350 mm
Brush Quantity	6				

DBYM 2500

Yıkanebilen Cam Kalınlığı	2 - 10 mm	Yıkanebilen Cam Ebadı - maks.	3000 x 2500 mm	Preslenebilen Cam Ebadı - maks.	3000 x 2500 mm
Maksimum Cam Yıkama Hızı	10m/dak	Yıkanebilen Cam Ebadı - min.	170 x 350 mm	Preslenebilen Cam Ebadı - min.	170 x 350 mm
Fırça Sayısı	6				
Glass Thickness	2 - 10 mm	Glass Dimension for Washing - max.	3000 x 2500 mm	LG Dimension for Pressing - max.	3000 x 2500 mm
Glass Washing Speed - max.	10m/min	Glass Dimension for Washing - min.	170 x 350 mm	LG Dimension for Pressing - min.	225 x 350 mm
Brush Quantity	6				

VGYM

CAM YIKAMA MAKİNESİ
GLASS WASHING MACHINE



TEKNİK ÖZELLİKLER / TECHNICAL DATA

VGYM 2000


Yıkatabilen Cam Kalınlığı	2 - 19 mm	Fırça sayısı	6	Yıkatabilen Cam Ebadı - maks.	3000 x 2000 mm
Maksimum Cam Yıkama Hızı	15m/dak	Fırça Motor Sayısı	6	Yıkatabilen Cam Ebadı - min.	170 x 350 mm
Glass Thickness	2 - 19 mm	Brush Quantity	6	Glass Dimension for Washing - max.	3000 x 2000 mm
Glass Washing Speed - max.	15m/min	Brush Motor Quantity	6	Glass Dimension for Washing - min.	170 x 350 mm

VGYM 2500

Yıkatabilen Cam Kalınlığı	2 - 19 mm	Fırça sayısı	6	Yıkatabilen Cam Ebadı - maks.	3000 x 2500 mm
Maksimum Cam Yıkama Hızı	15m/dak	Fırça Motor Sayısı	6	Yıkatabilen Cam Ebadı - min.	170 x 350 mm
Glass Thickness	2 - 19 mm	Brush Quantity	6	Glass Dimension for Washing - max.	3000 x 2500 mm
Glass Washing Speed - max.	15m/min	Brush Motor Quantity	6	Glass Dimension for Washing - min.	170 x 350 mm

CYM

CAM YIKAMA MAKİNESİ
GLASS WASHING MACHINE



CYM - INOX

CAM YIKAMA MAKİNESİ
GLASS WASHING MACHINE - INOX



TEKNİK ÖZELLİKLER / TECHNICAL DATA

CYM 1700

Yıkabilen Cam Kalınlığı	2 - 10 mm	Yıkabilen Cam Ebadı - maks.	3000 x 1700 mm	Fırça Sayısı	4
Maksimum Cam Yıkama Hızı	10m/dak	Yıkabilen Cam Ebadı - min.	170 x 350 mm	Fırça Sayısı [opsiyonel]	6
Glass Thickness	2 - 10 mm	Glass Dimension For Washing - max.	3000 x 1700 mm	Brush Quantity	4
Glass Washing Speed - max.	10m/min	Glass Dimension For Washing - min.	170 x 350 mm	Brush Quantity [optional]	6

CYM 2000

Yıkabilen Cam Kalınlığı	2 - 10 mm	Yıkabilen Cam Ebadı - maks.	3000 x 2000 mm	Fırça Sayısı	6
Maksimum Cam Yıkama Hızı	10m/dak	Yıkabilen Cam Ebadı - min.	170 x 350 mm		
Glass Thickness	2 - 10 mm	Glass Dimension For Washing - max.	3000 x 2000 mm	Brush Quantity	6
Glass Washing Speed - max.	10m/min	Glass Dimension For Washing - min.	170 x 350 mm		

CYM 2500

Yıkabilen Cam Kalınlığı	2 - 10 mm	Yıkabilen Cam Ebadı - maks.	3000 x 2500 mm	Fırça sayısı	6
Maksimum Cam Yıkama Hızı	10m/dak	Yıkabilen Cam Ebadı - min.	170 x 350 mm		
Glass Thickness	2 - 10 mm	Glass Dimension For Washing - max.	3000 x 2500 mm	Brush Quantity	6
Glass Washing Speed - max.	10m/min	Glass Dimension For Washing - min.	170 x 350 mm		

SE-2
SİLİKON EKSTRÜDER
SILICON EXTRUDER



TMH-2
POLİSÜLFİT EKSTRÜDER
POLYSULPHIDE EXTRUDER



HM 50
HOTMELT EKSTRÜDER
HOTMELT EXTRUDER



TEKNİK ÖZELLİKLER / TECHNICAL DATA

SE-2

Karışım Oranı Aralığı Malzeme Çıkış Debişi	0,8/10 - 1,2/10 4000 gr/dak	Büyük Tank Kapasitesi Küçük Tank Kapasitesi	200 lt 20 lt
-----------------------------------------------	--------------------------------	------------------------------------------------	-----------------

Mixing Ratio Rate Material Output Flow Rate	0,8/10 - 1,2/10 4000g/min	Big Tank Capacity Small Tank Capacity	200 lt 20 lt
------------------------------------------------	------------------------------	------------------------------------------	-----------------

TMH-2

Karışım Oranı Aralığı Malzeme Çıkış Debişi	0,8/10 - 1,2/10 4000 gr/dak	Büyük Tank Kapasitesi Küçük Tank Kapasitesi	200 lt 20 lt
-----------------------------------------------	--------------------------------	------------------------------------------------	-----------------

Mixing Ratio Rate Material Output Flow Rate	0,8/10 - 1,2/10 4000g/min	Big Tank Capacity Small Tank Capacity	200 lt 20 lt
------------------------------------------------	------------------------------	------------------------------------------	-----------------

HM

Hotmelt Tank Kapasitesi: 50 Kg.

TF-200
DONDURUCU
FREEZER



TEKNİK ÖZELLİKLER / TECHNICAL DATA

TF

Çalışma Sıcaklık Aralığı: -35 °C + 50 °C / Working Temperature: -35 °C + 50 °C

SC-200
SİLİKON TEMİZLEME POMPASI
SILICON CLEANING PUMP



SC

Solvent Tank Kapasitesi: 80 lt / Drum Capacity: 80 lt

DTM 2*2
DÖNER TABLA
ROTARY TABLE



TEKNİK ÖZELLİKLER / TECHNICAL DATA

DTM

Taşınabilen Cam Boyutları - min. : 150 x 150 mm
Taşınabilen Cam Boyutları - maks. : 1500 x 1500 mm

Minimum Glass Size : 150 x 150 mm
Maximum Glass Size : 1500 x 1500 mm

RTB 2*2
DÖNER TABLA
ROTARY TABLE



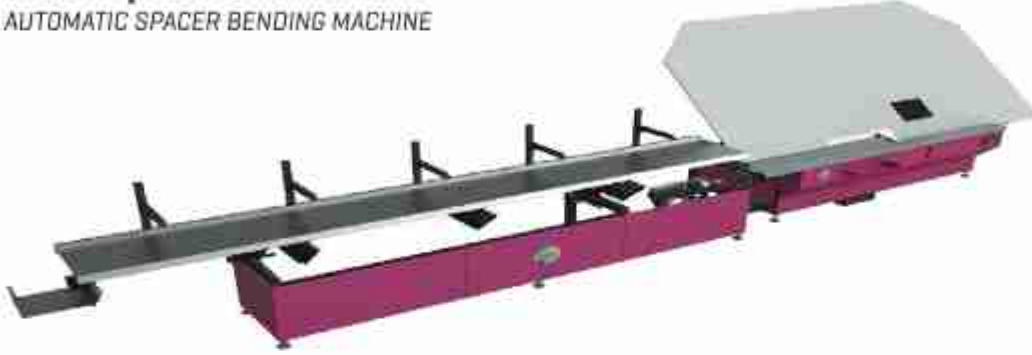
RTB

Taşınabilen Cam Ebadı - min. : 150 x 150 mm
Taşınabilen Cam Ebadı - maks. : 2000 x 2000 mm

Minimum Glass Size : 150 x 150mm
Maximum Glass Size : 2000 x 2000mm

APB

OTOMATİK ÇITA BÜKME MAKİNESİ
AUTOMATIC SPACER BENDING MACHINE

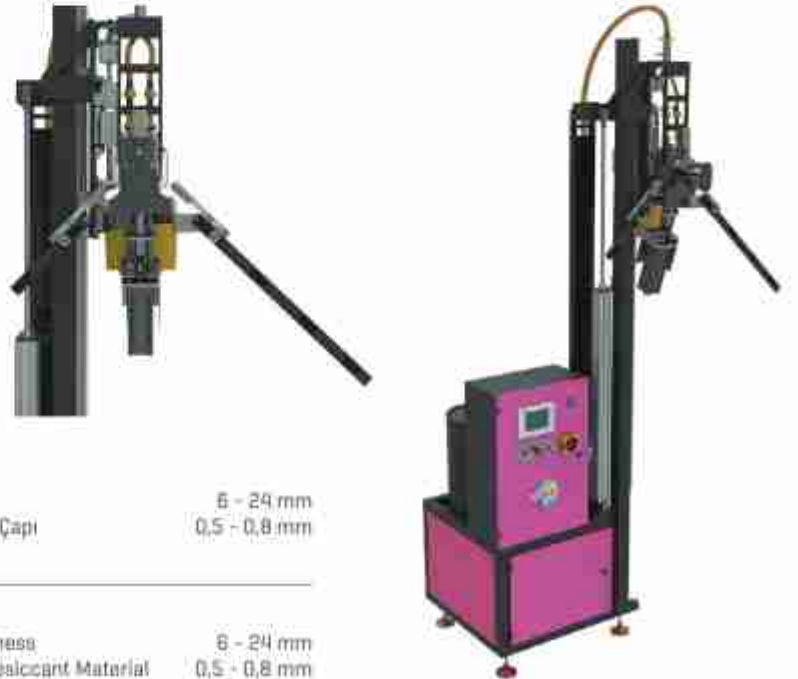


TEKNİK ÖZELLİKLER / TECHNICAL DATA

Bükülebilir Çita Uzunluğu - min.	250 x 250 mm	Çita Et Kalınlığı - min.	0,3 mm	Çita Hazne Sayısı:	4
Bükülebilir Çita Uzunluğu - maks.	2500 x 2500 mm	Bükme Çapı - min.	200 mm	Bükme Toleransı:	= 0,3 mm
Bükülebilir Çita Kalınlığı	6 - 24 mm	Kesme Uzunluğu	250 - 4000 mm		
Bendable Spacer Size - min.	250 x 250 mm	Spacer Width - min.	0,3 mm	Spacer Magazine Quantity	4
Bendable Spacer Size - max.	2500 x 2500 mm	Bending Radius - min.	200 mm	Bending Tolerance	= 0,3 mm
Bendable Spacer Thickness	6 - 24 mm	Cutting Length	250 - 4000 mm		

ADF2500

OTOMATİK NEM ALICI DOLUM MAKİNESİ
AUTOMATIC DESICCANT FILLING MACHINE



TEKNİK ÖZELLİKLER / TECHNICAL DATA

Minimum Çerçeve Ebadı	250 x 250 mm	Çita Kalınlığı	6 - 24 mm
Maksimum Çerçeve Ebadı	2500 x 2500 mm	Silikajel Tane Çapı	0,5 - 0,8 mm
Minimum Frame Size	250 x 250 mm	Spacer Thickness	6 - 24 mm
Maximum Frame Size	2500 x 2500 mm	Fraction of Desiccant Material	0,5 - 0,8 mm

BM 7
BUTİL EKSTRÜDER
BUTYL EXTRUDER



TEKNİK ÖZELLİKLER / TECHNICAL DATA

Butik Tank Kapasitesi Bant Hızı	7 kg 22m/dak	Uygulanabilen Çıtan Kalınlığı - min. Uygulanabilen Çıta Kalınlığı - maks.	6 mm 24 mm
Butyl Tank Capacity Butyl Band Speed	7 kg 22 m/min	Spacer Thickness - min. Spacer Thickness - max.	6 mm 24 mm

BM 14
BUTİL EKSTRÜDER
BUTYL EXTRUDER



TEKNİK ÖZELLİKLER / TECHNICAL DATA

Butik Tank Kapasitesi Bant Hızı	14 kg 32m/dak	Uygulanabilen Çıtan Kalınlığı - min. Uygulanabilen Çıta Kalınlığı - maks.	6 mm 24 mm	Yüksaklık Ayarı - min. Yüksaklık Ayarı - maks.	800 mm 1200 mm
Butyl Tank Capacity Butyl Band Speed	14 kg 32 m/min	Spacer Thickness - min. Spacer Thickness - max.	6 mm 24 mm	Adjustable Height - min. Adjustable Height - max.	800 mm 1200 mm

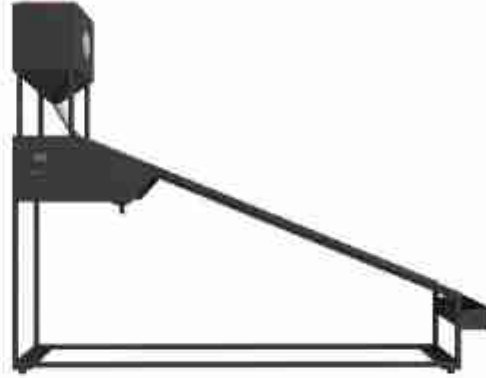
PKM 2800

ÇİTA KESME MAKİNESİ
SPACER CUTTING MACHINE



SM26

NEM ALICI DOLUM MAKİNESİ
DESICCANT FILLING MACHINE



TEKNİK ÖZELLİKLER / TECHNICAL DATA

Kesilebilen Çıta Uzunluğu - min. 100 mm
Kesilebilen Çıta Uzunluğu - maks. 2800 mm

Spacer Length - min. 100 mm
Spacer Length - max. 2800 mm

Silika Jel Tank Kapasitesi 25 kg

Silika Jel Tank Capacity 25 kg

PTU 2500

ÇİTA TAŞIMA ÜNİTESİ
SPACER FRAME CARRING UNIT



TEKNİK ÖZELLİKLER / TECHNICAL DATA

Çerçeve Taşıma Kapasitesi 120 adet

Frame Carrying Capacity 120 pieces

GPC3

CNC CAM İŞLEME MERKEZİ

CNC GLASS PROCESSING CENTER



TEKNİK ÖZELLİKLER / TECHNICAL DATA

İşlenebilen Cam Ebadı - maks.	3000 x 1500 mm	İşlenebilen Cam Kalınlığı	3-25 mm	Elektrospindle Devri	12000 rpm
İşlenebilen Cam Ebadı - min.	200x 200 mm	İşleme Hızı	0-24 m/dk.	Takım Magazın Sayısı	7
Processable Glass Dimension - max.	3000 x 1500 mm	Glass Thickness	3 - 25 mm	Electrospindle Rev	12000 rpm
Processable Glass Dimension - min.	200 x 200 mm	Processing Speed	0-24 m/min	Tool Magazine Quantity	7



HIRDAVAT ÜRÜNLER

HARDWARES



MP39-12/1
YÜZEY TEMİZLEME
ALETİ

1 Ad 0,2kg

SURFACE
CLEANING TOOL



MP39-14/1 IS07
OTOMATİK TEK YÜZEY
TEMİZLEME MAKİNASI

1 Ad 5kg

AUTOMATIC SINGLE SURFA-
CE CLEANING TOOL



MP39-15/1Y IS03
MEKANİK YÜZEY
TEMİZLEME APARATI

1 Ad 2,7kg

MECANİK SURFACE
CLEANING APPARATUS



MP39-16/2 IS06
DIŞ SU TAHLİYE
KANALI AÇMA
MAKİNASI

1 Ad 1,7kg

EXTERNAL WATER DISCHARGE
CHANNEL OPENING MACHINE



MP39-17
İÇ KÖŞE TEMİZLEME
MAKİNASI

1 Ad 1kg

INTERNAL CORNER
CLEANING MACHINE



MP39-18
DIŞ KÖŞE TEMİZLEME
MAKİNASI

1 Ad 1kg

EXTERNAL CORNER
CLEANING MACHINE



MP39-16/3
İÇ SU TAHLİYE KANALI
AÇMA MAKİNASI

1 Ad 1,2kg

INTERNAL WATER
DISCHARGE CHANNEL
OPENING MACHINE



MP39-19/5 IS09
OTOMATİK ÇİFT
YÜZEY TEMİZLEME
MAKİNASI

1 Ad 27,5kg

DOUBLE SURFACE
CLEANING AUTOMATIC
MACHINE



HD4X4 DESTEK SACI KESİM VE BAREL AÇMA

Ürün Özellikleri

Çalışma Sistemi : Hidrolik
Kontrol sistemi : Ayak Pedalli
Destek sacı boy kesimi kal ve barel deliklerinin açılması için tasarlanmıştır
1,5x22x54mm 2 adet delik açar.
Delme ve kesme kalıpları genel işler için değiştirilebilir.
Değişik destek sacı formları için özel kalıp yapılır.
Destek sacı kalınlığı maksimum 1,5mm.
1 Adet 150kg.



MP21-PNJ-MK2-3

**PANJUR KUTU-LAMEL
KESİM MAKİNASI 600MM**

1 Ad 360-410KG



**MP38-03/MKT
MAKİTA 6412 DARBESİZ
MATKAP 10 MM**

1 Ad 1,3kg

EASY DRILL MAKİTA 6412 10 MM



**MP38-04/MKT
DP 4011 ÇİFT DEVİR 13 MM
MAKİTA DARBESİZ MATKAP**

1 Ad 2,8kg

EASY DRILL 13 MM MAKİTA DP
4011 DOUBLE CYCLE



**MP38-05/MKT
MAKİTA UT 2204 850 WATT
KARIŞTIRICI**

1 Ad 3,5kg

MAKİTA UT2204 850 WATT
BLENDER



**MP38-06/MKT
HP 1641 680 W 16 MM
DARBELİ MATKAP**

1 Ad 2kg

HAMMER DRILL HP 1641
680W 16MM



**MP38-07/MKT1/1
KAROT DBM 131 1700 W**

1 Ad 5kg

1700 W CORE DBM131



**MP38-08/MKT
HP 1631 710 WATT
DARBELİ MATKAP**

1 Ad 2kg

HAMMER DRILL HP 1631
710 WATT



**MP38-10/MKT/1/1
HR 2470 24 MM 780W
2,6 KG ELEKTRİPNO.
DELİCİ KIRICI**

1 Ad 2,6kg

HR2470 24MM 780W
2,6 KG ELECTRONICS.
DRILLS HAMMERS



**MP38-14/MKT
MAKİTA 6271 DWAE TEK
AKÜLÜ 12 V 10 MM**

1 Ad 1,4kg

MAKİTA 6271DWAE 12V
RECHARGABLE DRILL
DRIVER



MP38-15/MKT

**FS6300 25 MM
570 V**

1 Ad 1,4kg

DRILL



MP38-17/MKT

**MAKİTA 6339 DWAE
MATKAP VİDALAMA AĞIR
HİZMET 13 MM 18V**

1 Ad 2,6kg

MAKİTA 6339 DWAE
SCREWING HEAVY DRILL
1. NAME 1,4 KG SERVICE 13 MM 18V



MP38-18/MKT

**GA 4530 TAŞLAMA
115 MM**

1 Ad 1,6kg

GA4530 GRINDING
115 MM



MP38-19/MKT

**GA 7012 C TAŞLAMA
180 MM**

1 Ad 4,5kg

GA 7012 C GRINDING
180 MM



MP38-20/MKT/1/1

**MAKİTA RP0900 900 W
27 000 DV-DK 2,6 KG
0-35 MM DELME
KAPASİTE**

1 Ad 2,5kg



MP38-21/MKT/1/1

**DEKOPAJ 4326 450 W
MAKİTA**

1 Ad 1,9kg

4326 450W CUTTING
MAKİTA



HA38-02/6

**TWP 200 AMPER
İNVERTER KAYNAK
MAKİNASI**

1 Ad 15kg

TWP 200 AMPERE INVERTER
SOURCE MACHINE



MP38-22

ARA KABLO

1 AD 3-6 KG

EXTENDABLE CABLE



MP38-23

DIJİTAL METRE

1 Ad 200gr

DİJİTAL METER



MP38-25/3

1 Ad, 0,15kg

MANDREN

MP38-25/1

1 Ad. 0,2kg

MANDREN



MP38-25/2

1 Ad. 0,35kg

MANDREN



MP38-25/4M

1 Ad. 0,25kg


MANDREN



MP38-26

HILTI UÇ

HILTI DRILL BIT



MP38-27/1

ELMAS UÇ

DIAMOND
DRILL BIT



MP38-27/2

MATKAP UÇ

DRILL BITS



MP38-28

FREZE UÇLARI

MILLING DRILL
BITS



MP38-24

ALUCOBOND UÇ

1 Ad 100 gr

ALUCOBOND
DRILL BITS



MP39-13

KÖŞE TEMİZLEME
BIÇAĞI

1 AD 0,12D GR

CORNER CLEANING
BLADE



MP38-29/2

CAPAK ALMA UÇ

DEBURRING
DRILL BITS



MP39-12/1B

KÖŞE TEMİZLEME
APARAT UCU

1 Adet 0,1kg



MP37-04
TORNAVİDA 4050A
1 Adet 0,7kg
SCREWDRIVER 4050A



MP37-05/4081
TORNAVİDA
1 Adet 1,14kg
SCREWDRIVER



MP37-06/4031
MATKAP
1 Adet 1,10kg
DRILL



MP37-11
PLS HAVA TABANCASI
1 Adet 0,15kg
PLS AIR GUN



MP37-08
TAŞLAMA 7033
1 Adet 0,60kg
GRINDING 7033



MP37-09
TAŞLAMA 7034
1 Adet 0,50kg
GRINDING 7034



MP37-07
TAŞLAMA 7032
1 Adet 0,36kg
GRINDING 7032



MP37-13/1050
BOYA TABANCASI
1 Adet 1,1kg
PAINT GUN



MP37-19
PERÇİN TABANCASI
1 Adet 1,5kg
RIVET GUN



MP37-15
TAŞLAMA MOTORU
1 Adet 3,2kg
GRINDING ENGINE



MP37-10
ZIMBA MAKİNASI
1 Adet 0,9kg
STAPLING MACHINE



MP37-12
METAL HAVA TABANCASI
1 Adet 0,15kg
METAL AIR GUN



MP37-18/
VALF VE REKORLAR
*2 0,35gr *1 0,215gr *7 0,100gr



MP37-18/10
İTALYAN VALF
1 Ad 0,200 gr



MP37-18/5
ARA REKOR
1 Ad 0,150 gr



MP37-16/3

1/4 ŞARTLANDIRICI

1 Adet 1kg

1/4 CONDITIONER



MP37-16/2000

1/1 ŞARTLANDIRICI

1 Adet 4kg

1/1 CONDITIONER



MP37-16/2010

1/2 ŞARTLANDIRICI

1 Adet 2kg

1/1 CONDITIONER



MP37-20

BALANCER

1 Adet 0,35kg



MP37-22

HAVA HORTUMU

0,34 kg

AIR HOSE



MP37-02/2

KOMPRESÖR

290 kg - 500 lt- 7,5 hp

COMPRESSOR



MP37-02/9

VİDALI KOMPRESÖR

1 Adet 760kg

SCREW COMPRESSOR



MP37-03/1

KURUTUCU VE FİLTRELER

35± kg

DRYER AND FILTERS



MP37-02/8

TANK

1 Adet 330kg



MP36-33
PROFİL BÜKME
MAKİNASI
Görsel farklılık
gösterebilir



MP36-34
DELME STANDI
VAKUMETRELİ
1 Ad 10kg



MP36-35
DELME STANDI ÜÇ
WANTUZ TABLALI
1 Ad 11 kg
DRILLING STAND
WITH VACCUM



MP36-17
MASTAR
1 Ad 2,5kg
SCALE LEVEL TOOL



MP36-23
CAM KESME
ÇERÇEVESİ
1 Ad 1,4kg
CAM CUTTING FRAME



MP36-18/2
L GÖNYE
1 Ad 0,9kg
L SET SQUARE



MP36-18/1
ÜÇGEN GÖNYE
1 Ad 1kg
TRIANGLE SET-
SQUARE



MP36-21
VANTUZLU PERGEL
1 Ad 0,166kg
SUCTION LIFTER
COMPASS



MP36-20
ŞERİT KESER
(ÖZEL ÜRETİM)
1 Ad 2kg
STRAIGHT LINE CUTTER



MP36-22
KÜÇÜK VANTUZLU
PERGEL
1 Ad 0,199kg
SMALL SUCTION
LIFTER COMPASS



MP36-24
TEKLİ VANTUZ
1 Ad 0,400kg
SINGLE SUCTION
LIFTER



MP36-25
İKİLİ VANTUZ
1 Ad 0,587kg
DOUBLE SUCTION
LIFTER



MP36-27
İKİ VANTUZ
TAŞIYICI 280 KG
1 Ad 1,3kg
DOUBLE SUCTION LIFTER
CARRIER 280KG



MP36-28
AÇILI VANTUZ
1 Ad 1,3kg
ANGLE SUCTION
LIFTER



MP36-26
ÜÇLÜ VANTUZ
1 Ad 1kg
TRIPLE SUCTION
LIFTER



MP36-29/2
VANTUZ MANDALI
1 Ad 0,025kg
SUCTION LIFTER LATCH



MP36-29/1
VANTUZ YEDEĞİ
1 Ad 0,150kg
SUCTION LIFTER
SPARE



MP36-02/3
TH KOL 33 KG



MP36-02/8
THKOL VARİL
SEALANT BARREL



MP36-02/9KC1
BONDING VARİL
BONDING BARREL



MP36-03/4
NEM ALICI
1 Pk 25kg
DESICCANT



MP36-02/14
BUTİL
1 Ad. 7kg
BUTYL



MP36-02/15
HOLTMELT
1 Ad. 7kg



MP36-15
CAM ELDİVENİ
1 Tk. 0,100kg
GLASS GLOVES



MP36-16/1
ÇEKİÇLİ CAM KÜREĞİ
1 Ad. 0,261 gr
GLASS SHOVEL
HAMMER



MP33-21/64
CAM EMNİYET KİLİDİ-1004
Adet 0,873 kg
GLASS SAFETY
LOCK-1004



MP33-21/63
PARADİŞ MENTEŞE-2090
Adet 0,5 kg
PARADIS HINGE-2090



MP36-16
CAM KÜREĞİ
1 Ad. 127gr
GLASS SHOVEL



1 Pk 360mt. 14kg

MP36-04/4
DEKORATİF PROFİL 5,5 X 7,5
DECORATIVE
PROFILE 5.5 X 7.5



MP36-07
DEKORATİF SÜS
DECORATIVE
ORNAMENTAL



*Renkler
Beyaz, Kahve,
A.Meşe, Maun



MP36-04/1>3
DEKORATİF PROFİL

DECORATIVE
PROFILE

8x18 1 Pk. 240mt. 16kg
8x25 1 Pk. 150mt

Aksesuarları ölçüye göre önerilir

*Yukarıdaki Aksesuarlar 8x18 ve 7x18mm ölçülerindeki profillere uygundur.

*Renkler

Beyaz, Kahve, Altın, Gümüş, A.Meşe, Maun, Tek yüz ve Çift yüz kaplamalı



MP36-11/1

**AĞAÇ SAPLI
CAM KESER**

1 Ad. 30gr

GLASS CUTTER WITH
WOOD HANDLE



MP36-08/1

GAZLI CAM KESER

1 Ad. 80gr

GLASS CUTTER
WITH GAZ



MP36-12

**CAM KESER
İNCE UÇLU**

TIPPED GLASS
CUTTER



MP36-09

**CAM KESER
DAR KAFA**

1 Ad. 50gr

GLASS CUTTER WITH
WOOD HANDLE



MP36-10

**CAMKESER
GENİŞ KAFA**

1 Ad. 50gr

LARGE HEAD GLASS
CUTTER



MP36-13

**CAM ELMAS
UCU**

GLASS DIAMOND BITS



MP36-14

**CAM KIRMA
PENSESİ**

1 Ad. 275gr

GLASS BREAKING PLIERS



MP36-32

**ÇİFT TARAFLI EL
TAŞLAMA**

TWO-SIDED
GRINDING



MP36-03/8

**KAĞIT BUTİL
BANT**

BUTYL PAPER
TAPE



MP36-01

ÇİFT CAM ÇİTASI

6mm 1000m 1Pk 21kg
9mm 1000m 1Pk 16,5kg
11mm 1000m 1Pk 16,7kg
12mm 1000m 1Pk 18,5kg
14mm 750m 1Pk 20,3kg
15mm 750m 1Pk 22,1kg
16mm 750mt 1Pk 23,0kg
Kg'lar butüllü çita içindir.

DOUBLE GLASS BEAD
PROFILE



MP36-01/14>26

CAM KLİPSLERİ

6mm 10000 Ad. 7kg
9mm 10000 Ad. 13kg
10,5mm 10000 Ad. 15,5kg
12mm 10000 Ad. 16,7kg
14mm 5000 ad 9,50 kg
14,5mm 5000 ad 10 kg
16mm 5000 ad 11 kg

GLASS CLIPS



MP36-03/6 G

CAM MANTARI

1 KOLİ 100 PLAKA
GLASS SPONGE

MP36-40/3



MP36-40/2



MP36-40/5



MP36-40/5-1



MP36-40/4

140-100'LÜK



MP60-Y20

8-22MM TEK CAM



MP60-Y20/1

5-20MM ROUTEL



MP60-Y20/2

40MM ISICAM



MP60-Y20/3



MP60-Y20/4

M16X140 - M16X40



MP60-Y20/5

M18X50 Ø X 31





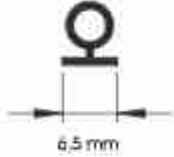
MP57-01
CAM FİTİLİ
1 Pk 100mt 6,10kg
GLASS GASKET



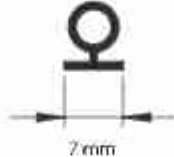
MP57-02
CAM FİTİLİ
1 Pk 100mt 7,85kg
GLASS GASKET



MP57-03
CAM FİTİLİ
1 Pk 100mt 8,80kg
GLASS GASKET



MP57-04
OMEGA FİTİLİ
1 Pk 100mt 2,6kg
OMEGA GASKET



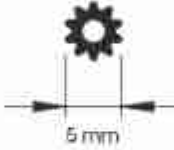
MP57-05
OMEGA FİTİLİ
1 Pk 100mt 2,8kg
OMEGA GASKET



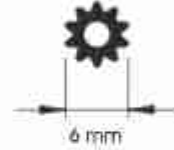
MP57-05/1
OMEGA FİTİLİ
1 Pk 100mt 3,1kg
OMEGA GASKET



MP57-06
SİNEKLİK FİTİLİ
1 Pk 100mt 1,8kg
FLYSCREEN GASKET



MP57-07
SİNEKLİK FİTİLİ
1 Pk 100mt 2,3kg
FLYSCREEN GASKET



MP57-08
SİNEKLİK FİTİLİ
1 Pk 100mt 2,9kg
FLYSCREEN GASKET



MP57-11/1
HİLAL YALITIMSIZ
KASA FİTİLİ
1 Pk 280mt 10kg



MP57-11
ISI YALITIM FİTİLİ
1 Pk 310mt 10kg
THERMO INSULATION
FRAME GASKET



MP57-10
ISI YALITIM FİTİLİ
1 Pk 210mt 10kg
THERMO INSULATION
FRAME GASKET



MP57-11/2
ISI YALITIM FİTİLİ
1 Pk 145mt 10kg
THERMO INSULATION
FRAME GASKET



MP57-09
ISI YALITIM FİTİLİ
1 Pk 110mt 10kg
THERMO INSULATION
FRAME GASKET



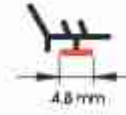
MP59-04/1
MERDİVEN FİTİLİ
1 Pk 50mt 10kg
STAIRS GASKET



GF20 33,4
MERDİVEN FİTİLİ
1 Pk 50mt 9kg
STAIRS GASKET



MP59-03/1
OMEGA SERT FİTİLİ
1 Pk 200mt 5,5kg
OMEGA GASKET



MP59-02/1
SERT CAM FİTİLİ TRNC
1 Pk 200mt 6,2kg
GLASS GASKET TRNC



MP59-06/1/1
MP59-06/1/2
ÇAKMA FİTİL
1 Pk 100mt 3,30kg
DRIVING GASKET



MP59-06/1/3
MP59-06/1/4
ÇAKMA FİTİL
1 Pk 100mt 3,80kg



MP57-26
MP57-27
YENİ MAÇALI
1 Pk 100mt 2,7kg
NEW CORE GASKET



MP57-28
MP57-29

YENİ MAÇALI
1 Pk 100mt 3kg
NEW CORE GASKET



MP57-22
MAÇALI FİTİL

1 Pk 100mt 2,3kg
CORE GASKET



MP57-23
MAÇALI FİTİL

1 Pk 100mt 2,8kg
CORE GASKET



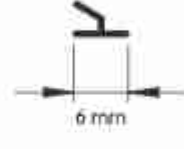
MP57-24
MAÇALI FİTİL

1 Pk 100mt 3,2kg
CORE GASKET



MP57-25
MAÇALI FİTİL

1 Pk 100mt 3,5kg
CORE GASKET



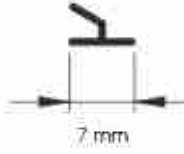
MP57-14
ALDOKS FİTİL

1 Pk 100mt 1,60kg
ALDOKS GASKET



MP57-15
ALDOKS FİTİL

1 Pk 100mt 1,80kg
ALDOKS GASKET



MP57-16
ALDOKS FİTİL

1 Pk 100mt 2,10kg
ALDOKS GASKET



MP57-17
ALDOKS FİTİL

1 Pk 100mt 2,40kg
ALDOKS GASKET



MP57-18
ALDOKS ÇİFT KULAK

1 Pk 100mt 2,6kg
ALDOKS DUAL EAR WICKS



MP57-19
ALDOKS ÇİFT KULAK

1 Pk 100mt 2,8kg
ALDOKS DUAL EAR WICKS



MP57-20
ALDOKS ÇİFT KULAK

1 Pk 100mt 3,30kg
ALDOKS DUAL EAR WICKS



MP57-21
ALDOKS ÇİFT KULAK

1 Pk 100mt 3,5kg
ALDOKS DUAL EAR WICKS



MP57-C60
C60 KANAT FİTİLİ

1 Pk 100mt 5kg
C60 SASH GASKET



MP57-55
ÇELİK KAPI FİTİLİ

1 Pk 100mt 12kg
STEEL DOOR GASKET



HL01
KAPAK FİTİLİ
PK 15 KG / 250 M
COVER GASKET



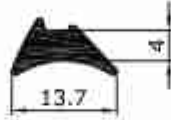
HL04
KAMA FİTİLİ 3MM
PK 15 KG / 250 M



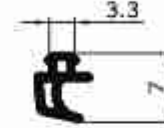
HL05
HİLAL YALITIMSIZ
KASA FİTİLİ S57
PK 15 kg / 319m.



HL06
HİLAL YALITIMSIZ
YATAK FİTİLİ S57
PK 15 KG / 294 M
HİLAL GLASS GASKET
S57



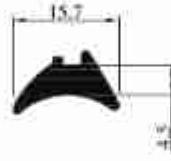
HL07
KAMA FİTİLİ 4MM
PK 15 KG / 238 M
4 MM KAMA GASKETS



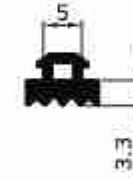
HL08
AST KASA FİTİLİ
PK 15 kg / 405 m
GASKET



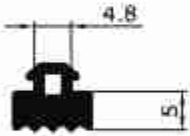
HL09
TOZLUK FİTİLİ (KNR)
PK 15 KG / 103 M
DUST GASKET (KNR)



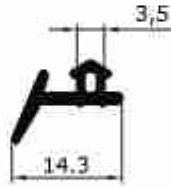
HL02
4,5MM
KAMA FİTİL
1Pk 175mt 15kg
Özel Üretim



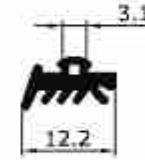
HL12
HİLAL CEPHE
FİTİLİ 3,5 MM
PK 15 KG/260 M
HİLAL FAÇADE GASKETS



HL13
CAM FİTİLİ 5MM
PK 15 KG/180M
GLASS GASKET 5 MM



HL14
PK 15 KG 267 M



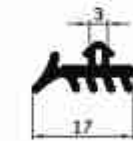
HL15
CAM FİTİLİ EP26
PK 15 KG/348 M
GLASS GASKET



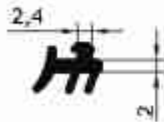
HL16
İZOLE KANAT FİTİLİ
GENİŞ PK 15 KG/75 M
ISOLATED SASH GASKET
LARGE



HL17
KASA FİTİLİ
GENİŞ PK 15 KG/319 M
SAFETY GASKET
LARGE



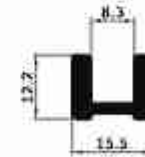
HL18
HİLAL CEPHE
YATAK FİTİLİ S57
PK 15 KG/214 M
HİLAL FAÇADE GASKET S57



HL19
BLT KARE KÜPEŞTE
CAM FİTİLİ
PK 15 KG/294 M
BLT SQUARE GLASS HANDRAILS
GASKET



HL20
BLT KAMA FİTİLİ
PK 15 KG/312 M
BLT KAMA GASKET



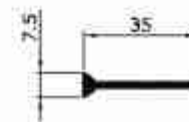
HL21
BLT ÖZEL KÜPEŞTE
KANAL FİTİLİ
PK 15 kg/108 m



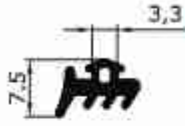
HL22
ECO TOZLUK FİTİLİ
PK 15 KG/168 M
ECO DUSTY GASKET



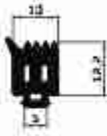
HL23
ECO OMEGA FİTİL
PK 15 KG/394 M
ECO OMEGA GASKET



HL24
EKO KAPI
FİRÇA FİTİLİ
PK 15 KG/163 M
ECO DOOR BRUSH GASKETS



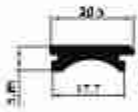
HL25
CAM YATAK FİTİLİ
PK 15 KG/340 M
GLASS GASKET



HL28
İÇ CAM FİTİLİ YATAY (E85)
PK 15 KG/115 M
INTERIOR FLAT GLASS
GASKET (E85)



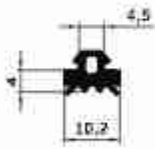
HL32
ECO CAM ALT FİTİLİ
PK 15 KG/326 M
ECO GLASS'S BOTTOM
GASKET



HL37
KANAL DOLGU FİTİLİ
PK 15 KG/140 M
CHANNEL FILLING
GASKET



HL40
EPDM FİTİL
PK 15 KG/600 M



HL43
EPDM FİTİL
PK 15 KG/272 M
EPDM GASKET



HL48
KASA FİTİLİ
PK 15 KG/205 MT
SAFETY GASKET



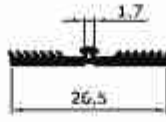
EPİL 8
1 PK 400 MT
(MT İLE SATILIR)



EPİL 9
1 PK 120 MT
(MT İLE SATILIR)



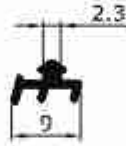
HL68
5MM CAM FİTİLİ
1 PK 120 MT
5MM GLASS GASKET



HL26
KAPI ALTI FİTİLİ EP 37
PK 15 KG/67 M
GASKET FOR DOOR'S
BOTTOM EP37



HL29
KASA FİTİLİ S57 (E84)
PK 15 KG/200 M
SAFETY GASKET S57
(E84)



HL34
**HİHAL KÛPEŞTE KARE
CAM ALT FİTİLİ**
PK 15 KG 600 M.
GASKET



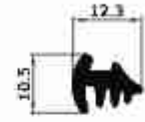
HL38
İZOLE KANAT FİTİLİ DAR
PK 15 KG/86 M
NARROW INSULATION
SASH GASKET



HL41
TOZLUK FİTİLİ
PK 15 KG/83 M



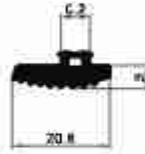
HL44
EPDM FİTİL
PK 15 KG/176 M
EPDM GASKET



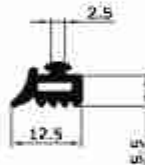
HL27
6MM CAM FİTİLİ
15kg 220m
6 MM GLASS GASKET



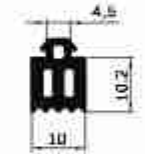
HL31
KAMA FİTİLİ 2MM
PK 15 KG/375 M
KAMA GASKET 2MM



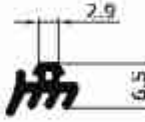
HL35
EP 34
PK 15 KG/122MM



HL39
PK 15 KG/223M



HL42
EPDM FİTİL
PK 15 KG/130 M



HL47
EPDM FİTİL
PK 15 KG/348 M
EPDM GASKET



EPİL 3
1 PK 550 MT
(MT İLE SATILIR)



EPİL 7
1 PK 800 MT
(MT İLE SATILIR)



HL69
4MM CAM FİTİLİ
1PK 166MT 15KG
GLASS GASKET



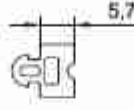
HL53
GAGA FİTİLİ
1 PK 15 KG 90 MT
GAGA GASKET



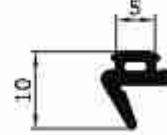
HL54
KASET TOZ FİTİLİ
1PK 288MT 15KG
GASKET



HL03/500
CAM FİTİLİ
1 PK 300 M 11KG
(Metre ile Satılır)
GLASS GASKET



HL36/500
GAGA FİTİLİ
(01,05,02,50 R)
1PK 158mt 15kg
(Metre ile Satılır)
GAGA GASKET



HL10
PK 15 KG 350 M



HL49
TOZ FİTİLİ
1PK 48MT 15KG
DUST GASKET



HL56
10MM DÜŞEY FİTİLİ
1PK 140MT 15KG
VERTICAL GASKET



HL57
EPD FİTİL
1PK 405MT 15KG
EPDM GASKET



HL55
YATAK FİTİLİ
1PK 66MT 15KG



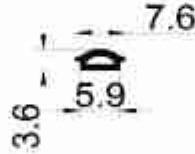
HL60
VERANDA TOZLUK FİTİLİ
1PK 53MT 15KG




HL61
CAM FİTİLİ-Z03
1PK 161MT 15KG



HL58
PK 15 KG 48 M



HL63
HBSB RAY KAPAMA FİTİLİ
1PK 625MT 15KG



HL64
SERAMİK FİTİLİ
1PK 220MT 15KG
GASKET FOR CERAMIC



HL62
HBSB TOZLUK FİTİLİ
1PK 318MT 15KG



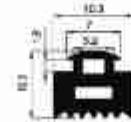
HL66
İÇ BİNİ FİTİLİ
1PK 535MT 15KG



HL67
KASA KANAT FİTİLİ
1PK 348MT 15KG



HL65
DIŞ TIRNAK FİTİLİ
1PK 185MT 15KG
EXTERIOR GASKET



HL71
C7 FİTİL
1PK 214MT 15KG
C7 GASKET



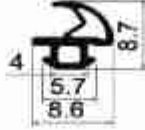
HL72
5MM KAMA FİTİL
1PK 156MT 15KG
5MM KAMA GASKET



HL70
SÜRME FİTİL
1PK 340MT 15KG
SLIDING GASKET



HL73
EPDM FİTİL
1PK 500MT 15KG
GLASS GASKET



HL74
EPDM FİTİL
1PK 405MT 15KG
GLASS GASKET



HL76
CEPHE FİTİLİ
1PK 245MT 15KG
GLASS GASKET



HL79
CEPHE FİTİLİ
1PK 180MT 15KG
GLASS GASKET



HL80
CEPHE FİTİLİ
1PK 161MT 15KG
GLASS GASKET



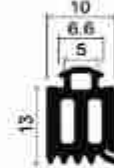
HL81
CEPHE FİTİLİ
1PK 140MT 15KG
GLASS GASKET



HL82
CEPHE FİTİLİ
1PK 125MT 15KG
GLASS GASKET



HL83
CEPHE FİTİLİ
1PK 119MT 15KG
GLASS GASKET



HL84
CEPHE FİTİLİ
1PK 115MT 15KG
GLASS GASKET



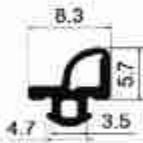
HL87
EPDM FİTİL
1PK 300MT 15KG
GLASS GASKET



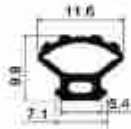
HL99
EPDM FİTİL
1PK 44MT 15KG
GLASS GASKET



HL110
EPDM FİTİL
1PK 98MT 15KG
GLASS GASKET



HL111
EPDM FİTİL
1PK 375MT 15KG
GLASS GASKET



HL112
EPDM FİTİL
1PK 263MT 15KG
GLASS GASKET



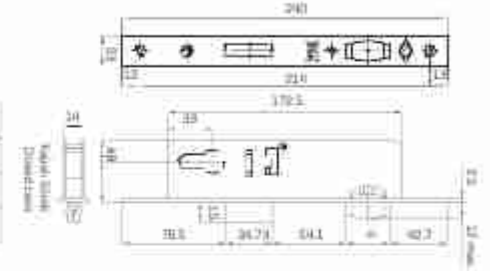
HL38
VOLKANİZE KÖŞE
1PK 100 AD
GLASS GASKET



MP34-02/4 >> 9 >
ALÜ. 155 BARELSİZ KİLİT

Kod	155 20	155 25	155 30	155 35
Kilit İp Adedi	30	30	30	30
Kilit Ölçüsü	41,8x26,5x17,5 cm	41,8x26,5x17,5 cm	41,8x26,5x17,5 cm	41,8x26,5x17,5 cm
Kilit Ağırlığı	1520 gr	1532 gr	1544 gr	1556 gr

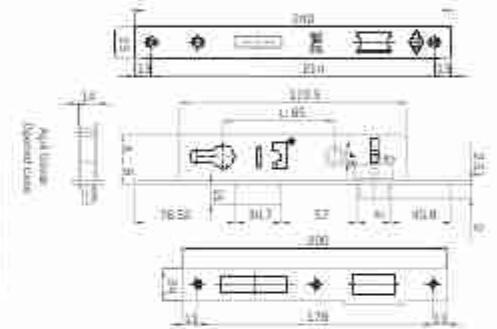
ALM. 155 LOCK WITHOUT CYLINDER



MP34-04/2 >> 5 >
ALÜ. 153 BARELSİZ KİLİT

Kod	153 20	153 25	153 30	153 35
Kilit İp Adedi	30	30	30	30
Kilit Ölçüsü	41,8x26,5x17,5 cm	41,8x26,5x17,5 cm	41,8x26,5x17,5 cm	41,8x26,5x17,5 cm
Kilit Ağırlığı	1274 gr	1342 gr	1410 gr	1478 gr

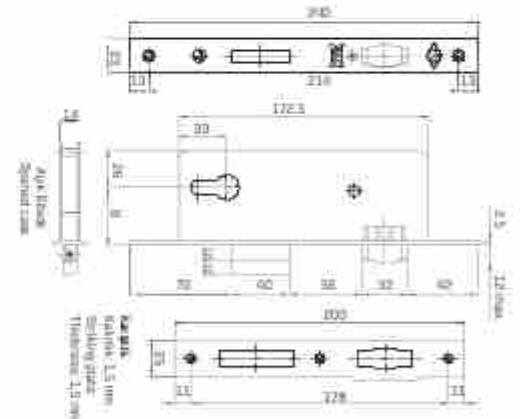
ALM. 153 LOCK WITHOUT CYLINDER



MP34-02/2 - N 35MM
MP34-02/3 - N 40MM
62 MM BARELLİ

Kod	154 35	154 40
Silindir	164 GNC	164 GNC
Birim Ağırlığı	790 gr	790 gr
Kilit İp Adedi	30	30
Kilit Ölçüsü	42x26x18,3 cm	42x26x18,3 cm
Kilit Ağırlığı	23700 gr	23700 gr

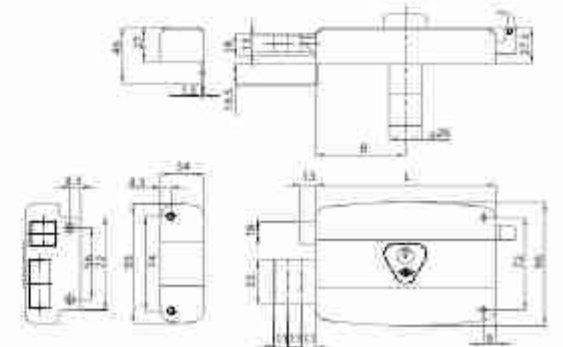
62 MM LOCK WITH CYLINDER



MP34-13 > 157 A/C

157 A 30 AD 34,15 KG
157 C 30 AD 32,15 KG

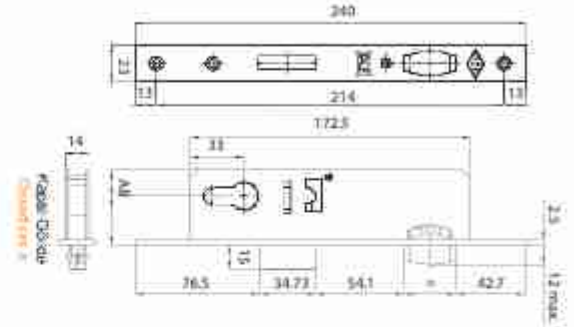
TİP / TYPE	No	B	L
157-A	14	70	140
157-C	12	60	120





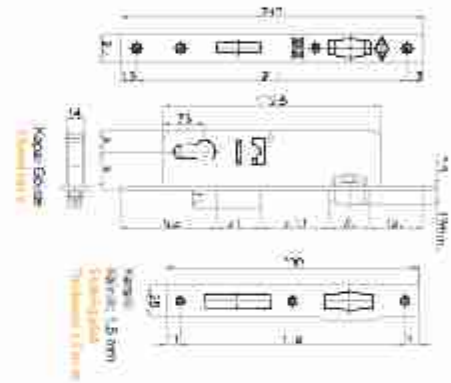
MP34-02/1N ▶ 155 25

30 Adet 20,72kg
62 mm Barelli



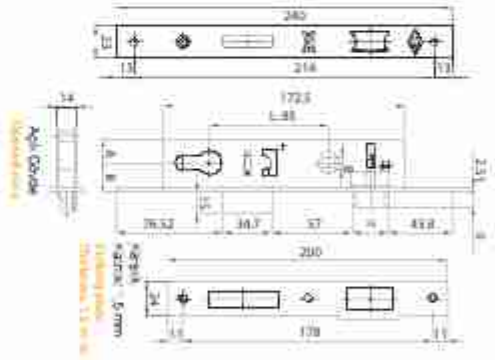
MP34-02 N-U ▶ 155 U-20 MM
MP34-02 N ▶ 155 20 MM

30 Adet 19,88kg
62 mm Barelli



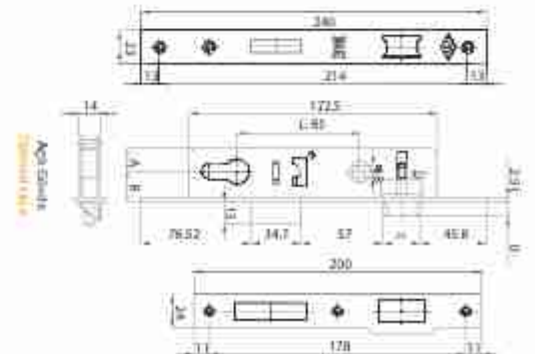
MP34-04-N-U ▶ 153 U 20 MM
MP34-04-N ▶ 153 20 MM

30 Adet 19,97kg
62 mm Barelli



MP34-04/1-N ▶ 153 25

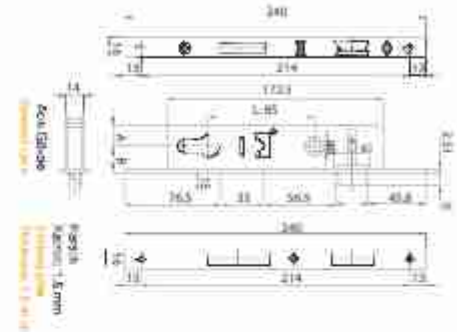
30 Adet 20,75kg
62 mm Barelli





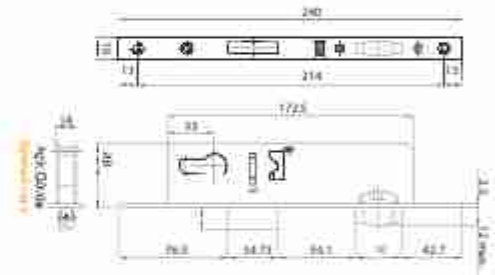
MP35-17 ▶ 153 P

153 P 35mm 30 Ad. 12,02kg
 153 P 30mm 30 Ad. 11,2kg
 153 P 25mm 30 Ad. 11kg
 153 P 20mm 30 Ad. 10,13kg



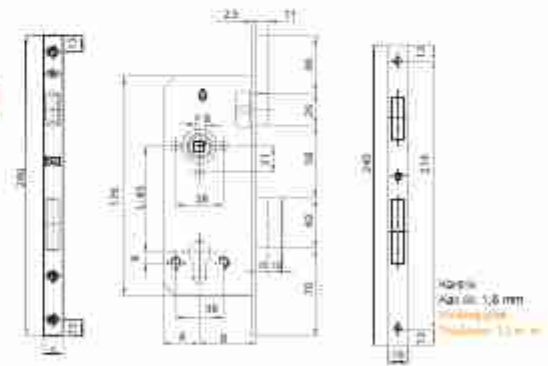
MP35-18 ▶ 155 P

155 P 20mm 30 Ad. 12,02kg
 155 P 25mm 30 Ad. 12,33kg
 155 P 30mm 30 Ad. 13,92kg
 155 P 35mm 30 Ad. 14,02kg



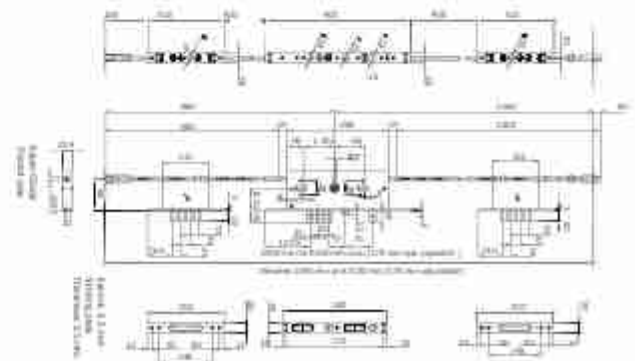
MP35-16/1 ▶ 152 RP 35MM MP34-09/1/1 ▶ 152 RP 40MM

152 RP 35mm 30 Ad. 18,25kg
 152 RP 40mm 30 Ad. 26,12kg




MP34-08 ▶ 256

4 Ad. 26,45kg



MP35-19 ▶ 269 P WC



269 PWC 20mm 40 Ad. 13,29kg
269 PWC 25mm 40 Ad. 14,66kg

269 PWC 30mm 40 Ad. 15,38kg
269 PWC 35mm 40 Ad. 16,34kg

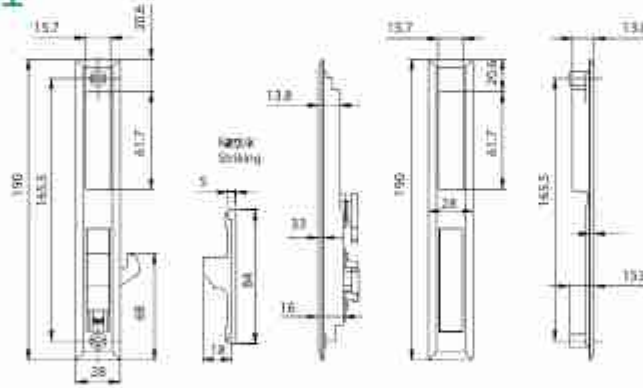
MP35-15 ▶ 269 WC



269 WC 20mm 40 Ad. 17,96kg
269 WC 25mm 40 Ad. 18,88kg

269 WC 30mm 40 Ad. 20,13kg
269 WC 35mm 40 Ad. 18,26kg

MP32-12/5-8 ▶ 301



40 Ad. 14,5kg



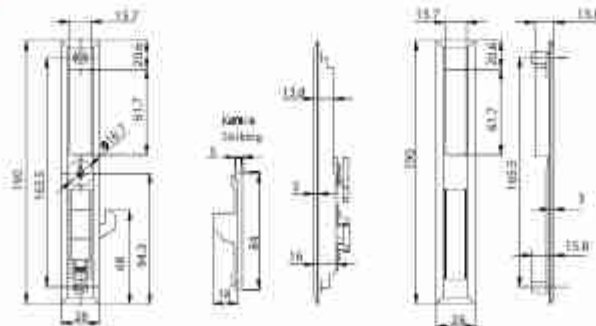
MP34-06 ▶ 201-20

30 Adet 15,86kg

62 mm Barelli



MP32-12/9-12 ▶ 302 40 Ad. 17,58kg

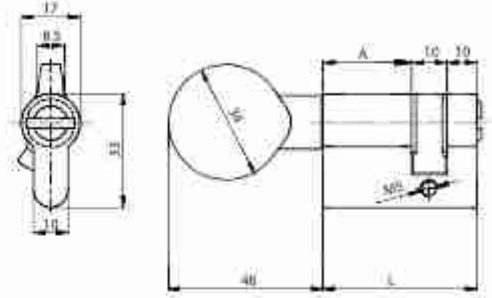




MP34-01/3/3-1 ▶ 164 M

24 Adet 2,76kg

A	26	30	35	40	45	50
L	46	50	55	60	65	70



MP34-01/2/2

CERMAN MANDALLI BAREL

68mm 12 Ad. 3,52kg (26+10+32)
76mm 12 Ad. 4,47kg (26+10+40)
81mm 12 Ad. 4,48kg (26+10+45)
90mm 12 Ad. 4,49kg (30+10+50)
100mm 12 Ad. 5,22kg (45+10+45)



MP34-254/96

CERMAN BAREL
254K/96.65/31

1 Adet 0,290 gr



HE-9403

CISA 08210-18-0
L80=40-40 CERMAN BAREL



HE-9402

44462-80
CISA KİLİT

CISA LOCK

MP34-12/3

MANDAL AYARLI PVC
KAPI BASACI 20-124

PVC ADJUSTABLE
LATCH

ÇALIŞMA VOLTAJI 12 Volt AC/DC
KUVVET DAYANIMI 250 kg
KULLANIM Simetrik gövde /sağ veya sol
yön uyumlu.



1 Ad. 0,28kg

MP34-12/1

ALÜ. BASAÇ 10-211

ÇALIŞMA VOLTAJI 12 Volt AC/DC
KUVVET DAYANIMI 250 kg
KULLANIM Asimetrik gövde /sağ veya sol
yön uyumlu.



1 Ad. 0,28kg

MP34-12/2

ÇELİK KAPI BASACI
20-222

ÇALIŞMA VOLTAJI 12 Volt AC/DC
KUVVET DAYANIMI 250 kg
KULLANIM Simetrik gövde /sağ veya sol
yön uyumlu.



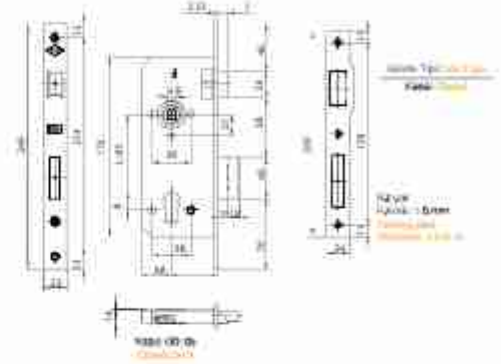
1 Ad. 0,28kg



MP34-07/1 ▶ 152R

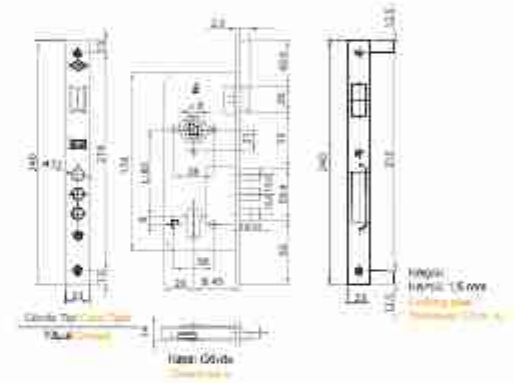
30 Adet 26kg

68 mm Barelli



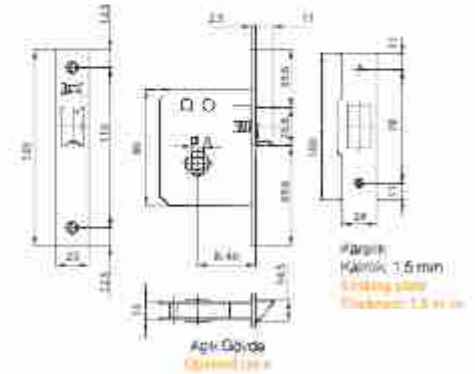
MP34-09 ▶ 2000

1 Pk 30 Ad.



MP34-11 ▶ 251

60 Ad. 17,12kg



MP34-10 ▶ 155 B

30 Ad. 8,6kg





NALBUR ÜRÜNLERİ

EQUIPMENT PRODUCTS



MP40-05/2/8

**805 ÇOK AMAÇLI
PU KÖPÜK**

1 PK 12 AD 9,50 KG

805 MULTIPURPOSE
PU FOAM



MP40-05/1/5

**805P PROFESYONEL
PU KÖPÜK**

1 PK 12 AD 9,50 KG

805P PROFESSIONAL
PU FOAM



MP40-05/3/AK2

**100AÇ AKVARYUM
SİLİKONU**

1 PK 24 AD 8,50 KG

100AÇ SILICON FOR
AQUARIUMS



MP40-05/4/8

**AC605 AKRİLİK
MASTİK SU BAZLI**

1 PK 24 AD 12 KG

AC605 ACRYLIC WATER
BASED SEALANT



MP40-05/3/AK3

**915N DIŞ CEPHE
SİLİKONU**

1 PK 24 AD 8,50 KG

915N SILICON FOR
EXTERIOR FACADES



MP40-05/3/AK4

**900N %100 NÖTR
AYNA SİLİKONU**

1 PK 24 AD 8,50 KG

900N 100% NEUTRAL
SILICON FOR MIRRORS



MP40-05/4/SS1

**907N EPDM
YAPIŞTIRICISI (SOSİS)**

1 PK 12 AD 9,50 KG

907N EPDM
ADHESIVE (SAUSAGE)



MP40-05/3/DWC7

**STRUCTURAL
SİLİKON**

1 PK 12 AD 6,5 kg
STRUCTURAL SILICON



MP40-05/4/9

**AS606 SİLİKONİZE
MASTİK**

1 PK 24 AD 8,50 KG

AS606 SILICON SEALANT



MP40-05/3/AK5

100E SİLİKON

1 PK 24 AD 8,20 kg

100E SILICON



MP40-05/3/DWC5

**DOWCORNING
796 SİLİKON (HE-4001)**

12 Adet 6,88 kg

DOWCORNING 796
SILICON



MP40-05/4

SEL MASTİK

25 Adet 12,83kg

SEL SEALANT



MP40-05/1/2

**750 ML 845 GR
TABANCI
SELFOAM
KÖPÜK**

1 PK 16 AD 13,52 KG

750 ML 845GR
SELFOAM FOAM WITH GUN



MP40-05/2/5

**POLİÜRETAN
750 ML SELFİX
KÖPÜK**

16 Adet 12kg

PÖLYÜRETHANE
750 ml SELFİX
FOAM



**MP40-05/3
(HE-4000)**

**310 ML SEL
GENEL AMAÇLI
SİLİKON**

25 Adet 8,83kg

310 ML SEL
GENERAL PURPOSE SILICON



MP40-05/3/SK

**SIKA HYFLEX NÖTR
SOSİS DOLGU SİLİKON**

1 PK 20 AD 12 KG

SIKA NEUTRAL
FILLING SAUSAGE-
SILICONE



MP40-05/3/WAC

**WACKER 440N
NÖTR SİLİKON**

1 PK 25 AD

WACKER 440N
NÖTR SILICON



MP-DEN442

**POLİÜRETAN
MASTİK - PU452**

1 PK 25 AD

POLYURETHANE
SEALANT - PU452



MP-NA1 DEN

**BRAWEN NÖTR
SİLİKONU**

1 PK 25 AD

BRAWEN NEUTRAL
SILICON



MP40-05/3/SS1

**SIKA SOSİS
605**

1 Pk 20 Ad 12 kg

SIKA SAUSAGE
605



MP40-05/6-1

**CEPHE SIZDIRMAZLIK
SİLİKON**

1 PK 12 AD

FAÇADE SEALING
SILICON



MP40-05/4/S2

**EPDM MEMBRAN
YAPIŞTIRICI SOSİS-DEMSUN**

1 Pk 20 Ad 13kg

EPDM MEMBRAN
ADHESIVE SAUSAGE-DEMSUN



MP-ABC-K1

ABC KÖPÜK

650 gr - 1 Pk 16 Ad 11,07 kg
600 gr - 1 Pk 16 Ad 10,27 kg

ABC FOAM



MP-ABC-S

**ABC ÜNİVERSAL
SİLİKON**

1 Pk 30 Ad 9 kg

ABC UNIVERSAL
SILICON



MP-ABC150-B

ABC MASTİK

1 Pk 30 Ad 15,5 kg

ABC SEALANT



MP-DNM

**DEN BRAWEN
SİLİKONİZE MASTİK**

30 Ad 15 kg

DEN BRAWEN SILICONIZED
MASTIC



MP-DNB

**GENEL AMAÇLI DEN
BRAWEN SİLİKON**

25 Ad 8 kg

DEN BRAWEN GENERAL
PURPOSE SILICONE



MP40-01/1

AVADANLIKLAR

TOOLS



MP40-01

AVADANLIK STAND

1 AD 75 KG

STAND TOOLS



MP40-02/1

TAKIM ARABASI

1 Adet 90kg

CARS TOOL BOX



MP40-03/CT1

TAKIM ÇANTASI

1 Adet 1,5kg

TOOL BOX



MP40-03

PLASTİK TAKIM ÇANTASI

1 Adet 0,400-1kg

PLASTIC TOOL BOX



MP40-04

PLASTİK TAKIM ÇANTASI SEPETLİ

1 Adet 0,450-1kg

PLASTIC DELIVERY TOOL BOX



MP40-22

SOMUN TUTUCU

NUT HOLDER



MP40-21

MANYETİK ADAPTÖR

MAGNETIC ADAPTER



MP40-24

YILDIZ UÇ

STAR BIT



MP40-25

YILDIZ MİNİ UÇ



MP40-23

DÜZ UÇ



MP40-26

DÜZ MİNİ UÇ



MP40-16

PENSE

1 Adet 0,125kg

PLIER



MP40-15

YAN KESKİ

1 Adet 0,125kg

SIDE CUTTER PLIERS



MP40-18

YAYLI YAN KESKİ

1 Adet 70gr

SPRING SIDE PLIER



MP40-17

KARGA BURUN

HOOKUP PLIER



MP40-20/3/3

OTOMATİK AYARLI PENSE

AUTOMATIC ADJUSTABLE PLIERS



MP40-20/3/1

STANDART AYARLI PENSE

STANDARD ADJUSTABLE PLIERS



MP41-02

DÜZ TORNAVİDA



MP40-20/1

KURBAĞACIK ANAHTARI

1 Adet 0,35kg



MP41-04/1

YILDIZ TORNAVİDA

PHILLIPS HEAD SCREWDRIVER



MP41-03

LOKMA UCU TORNAVİDA



MP41-01

BÜKÜLEBİLİR TORNAVİDA



MP41-04/Y1

YILDIZ TORNAVİDA



MP41-05 NEW
CIRCIRLI TORNAVİDA
RATCHET SCREWDRIVER



MP40-20/5/1
LOKMA TAKIMI
1 TK 2,50 KG
TOOL SET



MP41-06/TK1
TORNAVİDA SETİ
SCREWDRIVER SET



MP40-20/2
BORU ANAHTARI
1 Adet 0,500 kg
PIPE WRENCH



MP40-20/4/2
12'Lİ AÇIK AĞIZLI ANAHTAR TAKIMI
12 OPEN-END WRENCH SET



MP40-20/4/1
8'Lİ AÇIK AĞIZLI ANAHTAR TAKIMI



MP41-16
DEKOPAJ BIÇAĞI
CUTTING BLADE



MP41-13
TESTERE KOLU
1 Adet 0,200 gr
IRON SAW



MP42-10/4
FİTİL TAKMA APARATI MAKET BIÇAKLI
GASKET INSTALLATION TOOLS



MP42-11/1
MAKET BIÇAĞI METAL
MODEL METAL BLADE



MP42-11/2
MAKET BIÇAĞI PLASTİK
MODEL PLASTIC BLADE



MP42-11/3
MAKET BIÇAĞI AĞZI
MODEL BLADE



MP41-12
DÜZ EĞE
1 Adet 0,100kg
STRAIGHT FILE



MP41-12/13
EĞE TAKIMI
1 Tk 0,400kg
FILE SET



MP42-20
DEMİR ÇEKİÇ
1 Ad 0,100-1kg
IRON HAMMER



MP42-19
PLASTİK BAŞLI ÇEKİÇ
1 Ad 0,250-0,450kg
PLASTIC HAMMER



MP42-19/3
ÇEKİÇ BAŞI
1 Ad 0,050kg
HAMMER'S HEAD



MP42-18/2
ÇEKİÇ
0,300 -0,500 KG
HAMMER



MP42-16/1
AĞAÇ TOKMAK
1 Ad 0,2kg
WOOD KNOB



MP42-17/2
ISKARPİLA
1 Ad 0,100-0,300kg
CHISEL



MP42-17/1
ISKARPİLA TAKIMI
1 Ad 0,700kg
SET OF CHISEL



MP42-15
ISPATULA
1AD 0,050 GR
SPATULA



MP41-08
L ALYEN TAKIMI UZUN
1 TK 0,400 KG
L ALYEN LONG SET



MP41-09
L ALYEN TAKIMI KISA
1 TK 0,460 KG
L ALYEN SHORT SET




MP41-09/UZL
L ALYEN UZUN
L ALYEN LONG



MP40-14
SU TERAZİSİ
1 AD 0,121 GR
WATER GAUGE



MP42-14
YAĞDANLIK
1AD 0,150 KG
OIL SPRAY GUN




MP41-10
T ALYEN
1 Ad 0,075-0,150kg



MP41-15
DÖNER BAŞLI PERÇİN PENSESİ
ROTARY HEAD RIVET PLIER



MP41-14
PERÇİN PENSESİ
RIVET PLIER



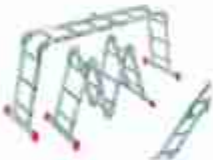
MP42-02/4/1
SÜRGÜLÜ MERDİVEN
1 Ad. 3*2=11,9kg
SLIDING LADDER



MP42-02/2
ALÜMİNYUM MERDİVEN
1 Ad. 3 Basamak 5,43kg
ALUMINIUM LADDER



MP42-12/2
MP42-12/1
FİTİL MAKASI
*1 0,200gr *2 0,150gr
GASKET SCISSOR



MP42-02/7/1
AKROBAT MERDİVEN
1 Ad. 4*3=12kg
ACROBAT LADDER



MP42-02/3
PTT TİP MERDİVEN
1 Ad. 2*6=28 KG
LADDER TYPE PTT



MP42-10/3
MP42-10/1
FİTİL TAKMA APARATI



MP42-23
ALDOKS KERTME BIÇAĞI
ALDOKS PROFILE MULLION KNIFE



MP42-13
KARBOSAN KESİCİ TAŞ
KARBOSAN METAL CUTTING DISCS



MP42-10/3P
SİNEKLİK FİTİL TAKMA APARATI
1 AD 0,080 gr
GASKETS INSTALLATION APPARATUS



MP42-05
ALÜMİNYUM TESTERE
1 Ad 300x1200-32x95 1,45kg
1 Ad 350x1200-32x100 2,18kg
1 Ad 400x1200-32x120 3,050kg
ALUMINIUM SAW



MP42-22/4
KÖŞE TEMİZLEME BIÇAK
CORNER CLEANING KNIFE



MP42-21
PVC KERTME BIÇAK
PVC PROFILE MULLION KNIFE



MP42-04/2

SKS 99 C MAKARA

1 Tk 0,83 kg (SKS99 CR)
1 TK 0,80 kg (SKS99 C-80)
SKY 99 C PULLEY



MP07

SPREY BOYA
SPRAY PAINT



MP40-06

YAPIŞTIRICI

1 Adet 20-50gr
ADHESIVE



MP27-01/2

ORTA KAYIT
VİDASI

MULLION SCREW



MP40-11

ŞERİT METRE
ŞAKÜLSÜZ

TAPE MEASURE



MP40-12

CETA METRE

1 PK 12 AD 2,06 KG
CETA METER



MP41-21/3

SUNTA VİDASI

CHIPBOARD SCREW



MP40-13/1

FİSCO 5MT

1 Adet 0,168gr
FİSCO METER 5 MT



MP40-13/2

FİSCO 3 MT

1 Adet 0,100kg
FİSCO METER 3 MT



MP40-07/1

KÖPÜK
TABANCASI

FOAM GUN



MP40-08/3

SİLİKON
TABANCASI

SILICON GUN



MP40-09/3

KİMYASAL DÜBEL
TABANCASI

1 Adet 0,750gr
CHEMICAL ANCHOR GUN



MP41-25/2

TRAPEZ PANEL
VİDA

TRAPEZİDİAL PANEL
SCREW



MP40-08/2

SPECIAL SİLİKON
TABANCASI

SPECIAL SILICON GUN



MP40-09/2

SOSİS TABANCASI

1 Adet 0,500gr
GUN FOR SAUSAGE



MP41-24
ATS 66-128

YHB SAÇ VİDASI
YHB SCREW FOR
IRON



MP41-17
POP PERÇİN

POP RIVET



MP33-20/2

TAMPONLU KAPI STOP'U
BUMPER DOOR STOP



MP33-20/1

KAPI STOP'U
DOOR STOP



MP41-24
ATS2-64

YSB SAÇ VİDASI
YSB SCREW FOR
IRON



MP42-09/1
MP42-09/2

Teflon (Yapışkanlı / Yapışkanlızsız)
Teflon with Stick / without Stick
1x50mt: 1 Rulo 14kg Yapışkanlı
1x50mt: 1 Rulo 22,5kg Yapışkanlı



MP07-25

RÖTÜŞ KALEMİ
RETDÜCH PEN



MP42-31
KOLİ BANTI
1 Ad 0,150 GR
DUCT TAPE



MP60-Y7
STRECH RULO



MP42-32
YÜZEY KORUMA
FİLMİ
SURFACE PROTECTION
FILM



MP51-01
ALÜMİNYUM
MENFEZ KOLLU
ALUMINIUM VENT OPE-
ANABLE



MP51-01/S
ALÜMİNYUM
MENFEZ SABİT
ALUMINIUM VENT FIXED



MP51-02/2/5
İSICAM
HAVALANDIRMASI
DOUBLE GLASS VENTI-
LATION



MP51-02/5/1
DOĞALGAZ
HAVALANDIRMA
MENFEZİ
NATURAL GAS GRILLE
VENTILATION



MP33-02
PANJUR OTOMATİK
MAKARA
KOLİ ADET : 50
KOLİ AĞIRLIK : 16,50 KG
SHUTTER AUTOMATIC
ROPE



MP33-03
PANJUR KORDONU
KOLİ ADET : 40
KOLİ AĞIRLIK : 23,00 KG
ROLLER SHUTTER TAPE
STRAP



MP40-10/1
MENGENE
15,2 CM (İÇ)
28,6 CM (DIŞ)
CLAMP



MP39-11
İŞKENCE
1 Ad 1-6 KG
CLAMP



MP41-07
KONTROL KALEMİ
1 Ad 0,020 gr
CONTROL PEN



MP60-Y68
1W SPOT
Stok durumuna
göre alternatif
modeller önerilir
SPOTLIGHT



MP60-Y68/1
2 x 0,75 KABLO
ELECTRICAL CABLE



MP60-02/21-2
4,2*38 YHB MUV
PASLANMAZ VİDA
1 Ad 0,020 gr
INDX 4.2*38 YHB
SCREW



MP60-Y16/1
BORU RULO POŞET
PIPE ROLL BAG

MP55-01

E PLASTİK
2 mt / 0,195 kg



MP55-20

U PLASTİK
2 mt / 0,040 kg



MP55-07

CAM TUTUCU
500 Ad. / 7,5kg
GLASS HOLDER



MP55-02

3 AYAK 90 DERECE
200 Ad. / 25kg
3 feet 90 degrees



MP55-05

3 AYAK 135 DERECE
200 Ad. / 30kg
3 feet 135 degrees



MP55-13

CAM MENTEŞESİ
1 Tk / 0,080 kg
GLASS HINGE



MP55-12

MAGNETİK MENTEŞE
1 Tk / 0,080 kg
MAGNETIC HINGE



MP55-08/2

VİTRİN AYAĞI
1 Ad. / 0,052 kg
VİTRİN FEET



MP55-08/1

VİTRİN AYAĞI SABİT
1 Ad. / 0,048 kg
FIXED SHOWCASE FEET



MP55-18

CAM RULMANI
1 Ad. / 0,016 kg
GLASS ROLLER



MP55-19

U FİTİL
100 Mt / 2,65 kg
U GASKET



MP55-06

SİGMA BAĞLANTI
500 Ad. / 14kg
SIGMA CONNECTOR



MP55-09

TESTERELİ CAM KİLİDİ
500 Ad. / 38kg
GLASS LOCK WITH
TEETH



MP55-11

CAM KİLİDİ
1 Ad. / 0,086kg



MP55-17

VİTRİN TABANI
1 Ad. / 0,003kg



MP55-15

VİTRİN LAMBASI
Özel Üretim



MP55-14

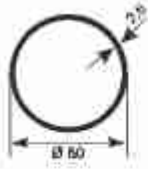
CAM TUTAMAĞI
Özel Üretim





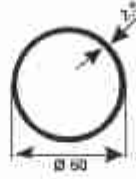
KÜPEŞTE ÜRÜNLERİ

HANDRAILS PRODUCTS



MP - 3001

Ø 60 Boru
Ø 60 Tube
1219 gr/mt



MP - 3002

Ø 50 Boru
Ø 50 Tube
1007 gr/mt



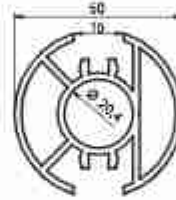
MP - 3002A

Ø 50 Boru
Ø 50 Tube
814 gr/mt



MP - 3002B

Ø 50 Boru
Ø 50 Tube
619 gr/mt



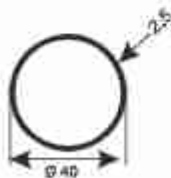
MP - 3002C

Ø 50 Dikme 2 Kanallı
Ø 50 Struts 2 Canals
1730 gr/mt



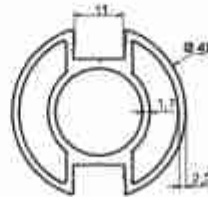
MP - 3002D

Ø 50 Dikme 3 Kanallı
Ø 50 Struts 3 Canals
1690 gr/mt



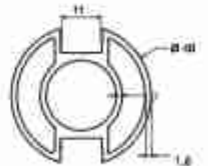
MP - 3003

Ø 40 Boru
Ø 40 Pipe
795 gr/mt



MP - 3004

Ø 40 Dikme
Ø 40 Struts 2 Canals
1100 gr/mt



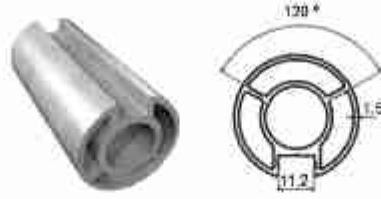
MP - 3004A

Ø 40 Dikme
Ø 40 Struts 2 Canals
918 gr/mt



MP - 3004B

Ø 40 Boş Dikme
Ø 40 Hollow Struts 2
Canals
785 gr/mt



MP - 3004C

Ø 40 Dikme Tek Kanallı
Ø 40 Struts Single Canal
877 gr/mt



MP - 3005

Dikme Kanal Kapağı
Struts Canal Cover
60 gr/mt



MP - 3005A

Ø 30 Dikme Kanal Kapağı
Ø 30 Struts Canal Cover
55 gr/mt



MP - 3005B

Ø 50 Dikme Kanal Kapağı
Ø 50 Struts Canal Cover
135 gr/mt



MP - 3006

Ø 30 Boru
Ø 30 Pipe
687 gr/mt



MP - 3006A

Ø 30 Dikme
Ø 30 Struts
2 Canals 680 gr/mt



MP - 3006B

Ø 30 Dikme
Tek Kanallı
Ø 30 Struts Single Canal 975 gr/mt



MP - 3006C

Ø 30 Dikme 90°
Ø 30 Struts 2 Canals
90°
620 gr/mt



MP - 3007

Ø 16 Boru
Ø 16 Pipe
230 gr/mt



MP - 3007A

Ø 16 Boru
Ø 16 Pipe
470 gr/mt



MP - 3007B

Ø 16 Boru
Ø 16 Pipe
410 gr/mt



MP - 3007C

Ø 16 Boru
Ø 16 Pipe
182 gr/mt



MP - 3001A

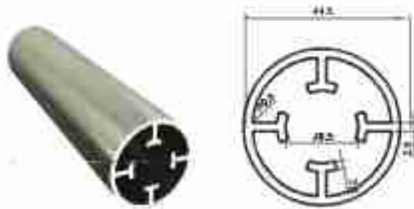
Ø 12 Kare Profil
Ø 12 Square Pipe
206 gr/mt

Özel İmalat.




MP - 3004D

Ø 40 Dikme 4 Kanallı
Ø 40 Struts 4 Canals
999 gr/mt



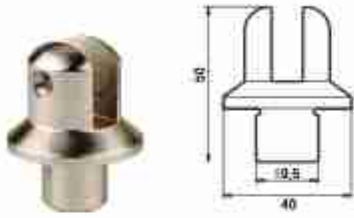
MP - 3004E

Ø 40 Kanalsız Dikme
Ø 40 Struts No Canal
1301 gr/mt.



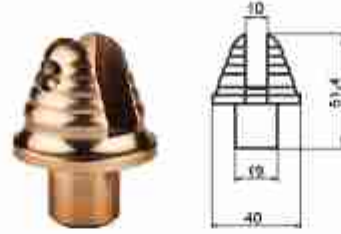
MP - 3036

Ø 60 Büyük Dekorlu Tapa Dikmesi
Ø 60 Decorative Pipe
1500 gr/mt



MP-3008

Ø 40 Dikme Yarıklı Tapa
Female Fitting For
Ø 40 Strut 53 gr/pc



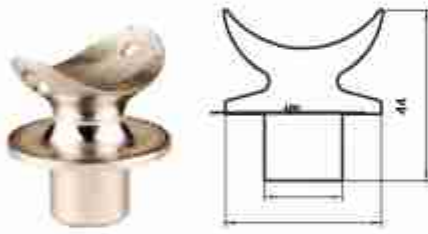
MP-3008A

Ø 40 Dikme Dekorlu Yarıklı Tapa
Decorative Female-Fitting For Ø 40 Strut
53 gr/pc



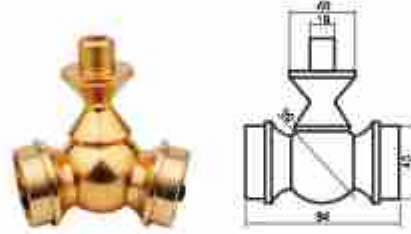
MP-3008B1

Ø 40 Sabit Mafsal
Ø 40 Combined Fitting
57 gr/pc



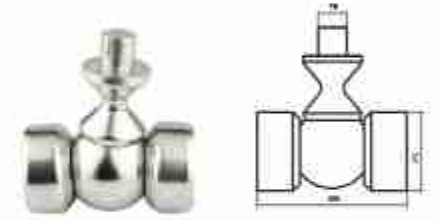
MP-3008B2

Ø 40 Kısa Sabit Mafsal
Ø 40 Short Combined Fitting
58 gr/pc



MP-3008D

Ayarlı T Sabit Mafsal (Boru İçine)
Adjustable Combined Fitting (into the pipe)
361 gr/pc




MP-3008E

Ayarlı T Sabit Mafsal (Boru Dışına)
Adjustable Combined Fitting
(around the pipe) 405 gr/pc



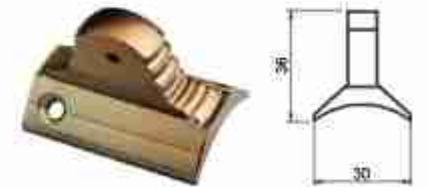
MP-3009

Ø 40 Boru Yarıklı Tapa
Female Fitting For Ø 40 Pipe
80 gr/pc



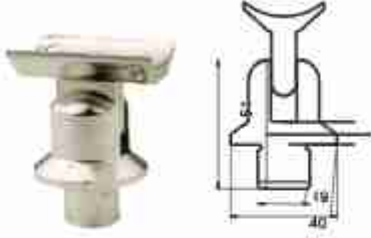
MP-3010

Ø 40 Boru Ay Bağlantı
Ø 40 Male Fitting
33 gr/pc



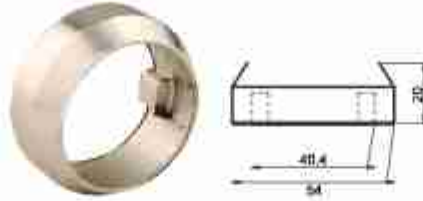
MP-3010A

Ø 40 Dekorlu Ay Bağlantı
Ø 40 Decorative Male Fitting
34 gr/pc



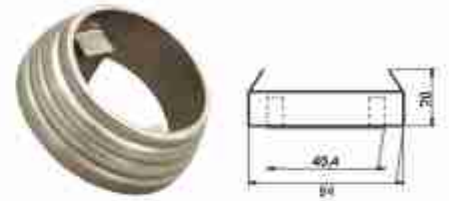
MP-3010B

Ø 40 Mafsal Takım
Ø 40 Assembled Fitting
84 gr/pc



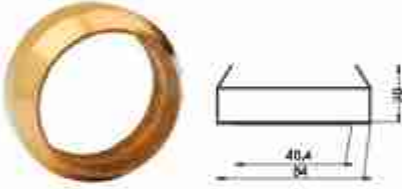
MP-3011

Ø 40 Dikme Flanşı
Ø 40 Strut Flange
41 gr/pc



MP-3011A

Ø 40 Dekorlu Dikme Flanşı
Ø 40 Strut Decorative Flange
43 gr/pc



MP-3011C

Ø 40 Tırnaksız Dikme Flanşı
Ø 40 Strut Flange No Teeth
39 gr/pc



MP-3011D

Ø 40 Tek Tırnaklı Dikme Flanşı
Ø 40 Strut Flange Single Teeth
40 gr/pc



MP-3011E

Ø 40 Lüks Dikme Flanşı
Ø 40 Decorative Strut Flange
70 gr/pc



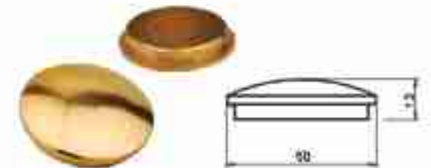
MP-3012

Ø 40 Duvar Flanşı
Ø 40 Wall Flange
28 gr/pc



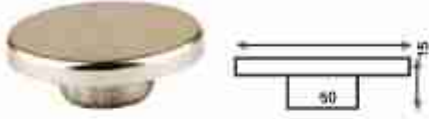
MP-3013

Ø 60 Tapa
Ø 60 Pipe End Cap
104 gr/pc



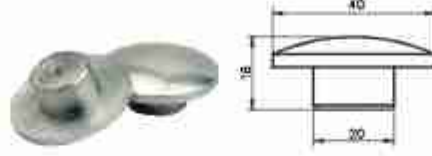
MP-3014

Ø 50 Tapa
Ø 50 Pipe End Cap
58 gr/pc



MP-3014A

Ø 50 Dikme Düz Tapa
Ø 50 Strut Flat End Cap
50 gr/pc



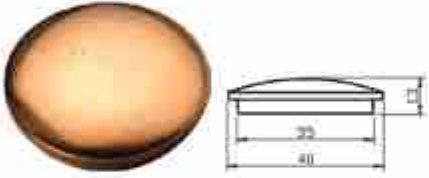
MP-3015

Ø 40 Dikme Tapa
Ø 40 Strut End Cap
26 gr/pc



MP-3015A

Ø 40 Dikme Düz Tapa
Ø 40 Strut Flat End Cap
23 gr/pc



MP-3016

Ø 40 Tapa
Ø 40 End Cap
24 gr/pc



MP-3016A

Ø 40 Düz Tapa
Ø 40 Pipe Flat End Cap
37 gr/pc



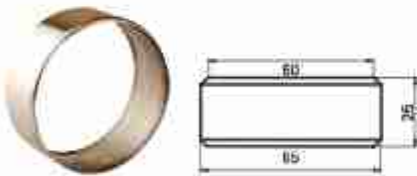
MP-3017

Ø 50 Düz Tapa
Ø 50 Pipe Flat End Cap
47 gr/pc



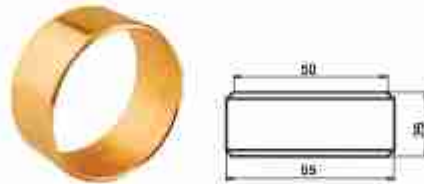
MP-3017/EKO

Ø 50 Boru Tapa
Ø 50 Pipe Flat End Cap
47 gr/pc




MP-3018

Ø 60 Bilezik
Ø 60 Collar
21 gr/pc



MP-3019

Ø 50 Bilezik
Ø 50 Collar
22 gr/pc



MP-3019D

Ø 50 Dar Bilezik
Ø 50 Narrow Collar
16 gr/pc



MP-3020

Ø 40 Bilezik
Ø 40 Collar
26 gr/pc



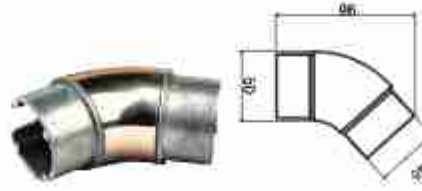
MP-3023B

90° Takozlu Simit Ø 50 Boru
90° Hollow Elbow Fitting Ø 50
255 gr/pc



MP-3024A

Bilezikli Ayarlı Simit Ø 50 Boru İçine
Collared Adjustable Elbow Fitting Ø 50
Pipe (Into the pipe) 353 gr/pc



MP-3024B

45° Takozlu Simit Ø 50 Boru
45° Hollow Elbow Fitting Ø 50 Pipe
195 gr/pc



MP-3024C

90° Bilezikli Simit Ø 50 Boru
90° Collared Elbow Fitting Ø 50 Pipe
200 gr/pc



MP-3024D

Bilezikli Ayarlı Simit Ø 50 Boru Dışına
Collared Adjustable Elbow
Fitting Ø 50 Pipe (around the pipe)
346 gr/pc



MP-3024D/30

Bilezikli Küre
Q30



MP-3024E

90° İçli Boş Simit
Ø 50 Boru
90° Collared Hollow
Elbow Fitting Ø 50
145 gr/pc



MP-3024F

45° İçli Boş Simit
Ø 50 Boru
45° Collared Hollow
Elbow Fitting
Ø 50 102 gr/pc



MP-3024D BOS-1

50'lik bilezik ayarlı
simit



MP-3025

90° Simit Ø 40 Boru
90° Elbow Fitting Ø 40
241 gr/pc



MP-3027

Ø 50 Simit Takozu
Ø 50 Elbow Adapter
36 gr/pc



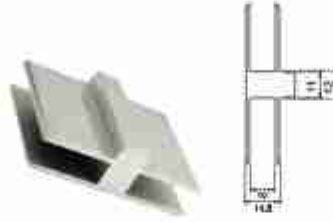
MP-3028

Cam Tutucu (Dikme İçin)
Glass Holder (For Strut)
43 gr/pc



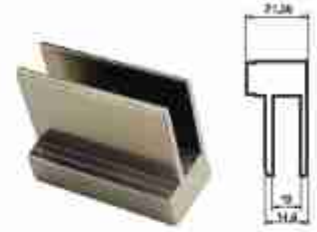
MP-3028A

Dikme Arası Cam Tutucu
Glass Holder (Into canal)
45 gr/pc



MP-3028B

Çift Taraflı Cam Tutucu
Double Sided Glass Holder For Strut
67 gr/pc



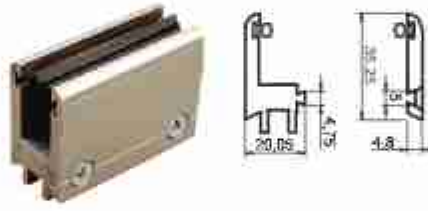
MP-3028C

Bitiş Cam Tutucu
Ending Glass Holder
51 gr/pc



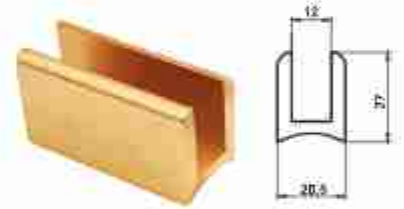
MP-3028D

Dikmeye Göre Vidalı Cam Tutucu
Glass Holder With Screw
44 gr/pc



MP-3028F

Fitilli Kapaklı Cam Tutucu (Dikme için)
Demountable Glass Holder For Strut (inc. wick)
56 gr/pc



MP-3029

Boruya Göre Cam Tutucu
Glass Holder For Pipe
36 gr/pc



MP-3029A

Çift Taraflı Cam Tutucu
Double Sided Distance Holder
236 gr/pc



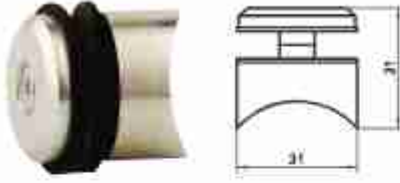
MP-3029B

Tek Taraflı Cam Tutucu
Single Sided Distance Holder
166 gr/pc



MP-3029C1

Spider Cam Tutucu
Distance Holder
59 gr/pc



MP-3029C2

Spider Cam Tutucu Kurtağız
Distance Holder Dovetail
36 gr/pc



MP-3029C3

Çift Taraflı Cam Tutucu
Double Sided Distance Holder
90 gr/pc



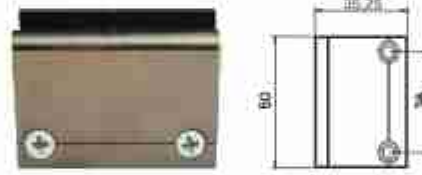
MP-3029C4

Tek Taraflı Cam Tutucu
Double Sided Distance Holder
50 gr/pc



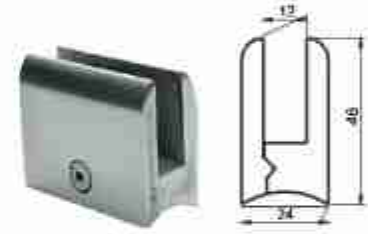
MP-3029D

Vidalı Cam Tutucu (Boru İçin)
Glass Holder with Screw For Pipe
37 gr/pc



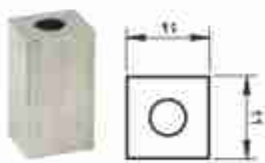
MP-3029F

Fitilli Kapaklı Cam Tutucu (Boru İçin)
Demountable Glass Holder For Pipe
54 gr/pc




MP-3029G

Yandan Kapaklı Cam Tutucu
Demountable Glass Holder For Pipe
101 gr/pc



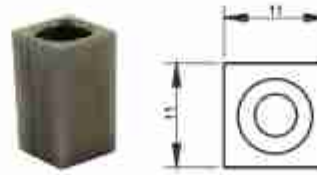
MP-3030

Cam Takoğu
Glass Stopper
4 gr/pc



MP-3030A

Cam Takoğu Uzun
Long Glass Stopper
5 gr/pc



MP-3030B

Cam Takoğu Plastik
Plastic Glass Stopper
2 gr/pc



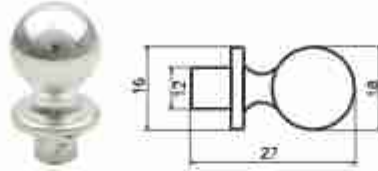
MP-3024D/30-1

30'luk Ayarlı Küre



MP-3031

Ø 30 Yarıkli Tapa
Female Fitting ForØ 30 Pipe
53 gr/pc



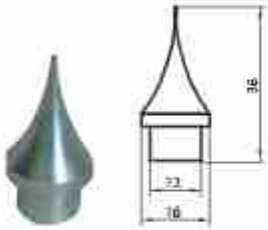
MP-3032

Ø 16 Dekorlu Tapa
Ø 16 Decorative Plug
40 gr/pc



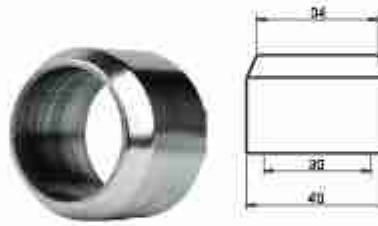
MP-3032B

Ø 16 Dekorlu Tapa
Ø 16 Decorative Plug
19 gr/pc



MP-3032C

Ø 16 Dekorlu Tapa
Ø 16 Decorative Plug
7 gr/pc



MP-3033

Ø 30 Flanş
Ø 30 Flange
34 gr/pc



MP-3033B

Ø 30 Flanş Boru Model
Ø 30 Flange Pipe Model
170 gr/pc



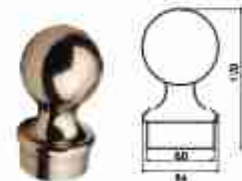
MP-3034

Ø 30 x Ø 50 Mafsai Takım
Ø 30 x Ø 50 Combined Fitting
76 gr/pc



MP-3035B

Ø 50 Büyük Yer Flanş
Ø 50 Decorative Big Base Flange
352 gr/pc



MP-3037A

Ø 65 Dekorlu Büyük Tapa
Ø 65 Big Decorative Plug
810 gr/pc



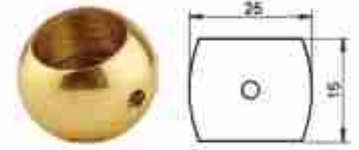
MP-3037B

Ø 65 Kristal Büyük Tapa
Ø 65 Glass Ball Decorative Plug
700 gr/pc



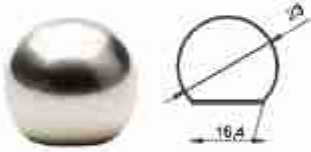
MP-3037C

Ø 65 Kristal Büyük Tapa
Ø 65 Glass Ball Decorative Plug
750 gr/pc



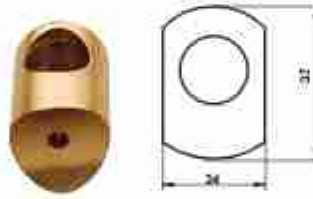
MP-3038

Ø 16 Emniyet Çubuk Aksesuarı
Ø 16 Ring Safety Pipe Accessory
8 gr/pc



MP-3038A

Ø 16 Emniyet Çubuk Bitiş Tapası
Ø 16 Ending Safety Pipe Holder
12 gr/pc




MP-3038B

Ø 16 Emniyet Çubuğu Tutucu
Ø 16 Safety Pipe Holder Dovetail
27 gr/pc



MP-3039

Ø 30 Tapa
Ø 30 End Cap
11 gr/pc



MP-3040

Ø 16 Dolu Tapası
Ø 16 End Cap
3 gr/pc



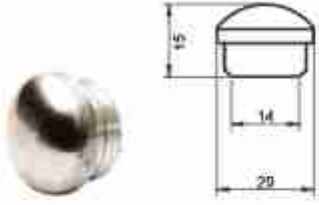
MP-3040A

Ø 16 Vida Kapağı
Ø 16 Cover For Screw
5 gr/pc

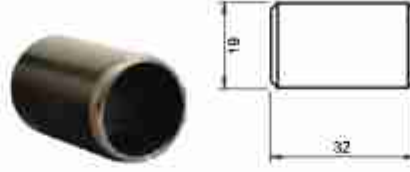


MP-3041

Ø 16 Boş Tapası
Ø 16 End Cap
4 gr/pc



MP-3041A
Ø 19 Tapa
Ø 19 End Cap
9 gr/pc



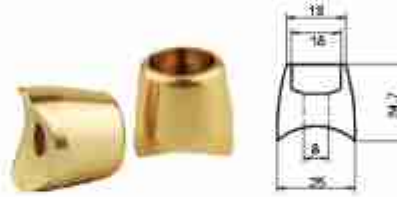
MP-3042
Ø 16 Yüzük
Ø 16 Collar
7 gr/pc



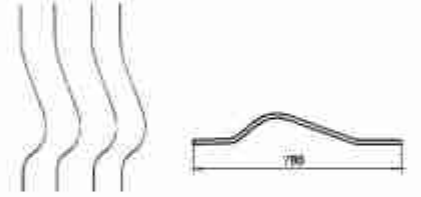
MP-3043
Ø 16 Emniyet Çubuk Tutucu
Ø 16 Safety Pipe Holder
19 gr/pc



MP-3043A
Ø 16 Emniyet Çubuk Tutucu
Ø 16 Safety Pipe Holder [Dovetail]
33 gr/pc



MP-3043B
Ø 16 x Ø 30 Kurtağzı
Ø 16 x Ø 30 Dovetail Fitting
14 gr/pc



MP-3043C
Ø 16 Bombelli Emniyet Çubuğu
Ø 16 Bowed Safety Pipe
200 gr/mt



MP-3044
Ø 16 Duvar Flanşı
Ø 16 Wall Flange
13 gr/pc



MP-3044A
Ø 16 Duvar Flanşı
Ø 16 Wall Flange
[With Screw Hole] 11gr/pc



MP-3044A2
Ø 16 Uzun Duvar Flanşı
Ø 16 Long Wall Flange
[With Screw Hole] 25 gr/pc



MP-3045

90° Boru Dönüş Ø 16
90° Elbow Pipe Ø 16
26 gr/pc



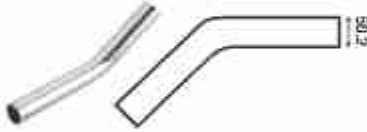
MP-3045A

45° Boru Dönüş Ø 16
45° Elbow Pipe Ø 16
26 gr/pc



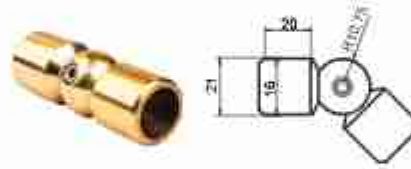
MP-3045B

90° Boru Dönüş Ø 50
90° Elbow Pipe Ø 50
445 gr/pc



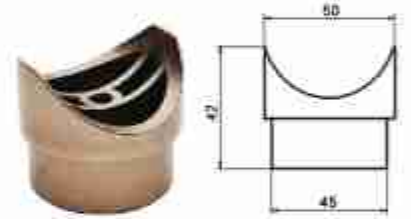
MP-3045C

45° Boru Dönüş Ø 50
45° Elbow Pipe Ø 50
445 gr/pc



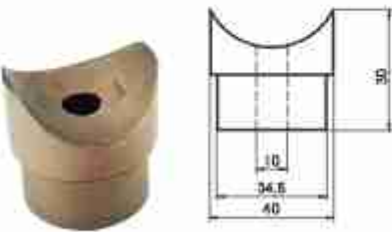
MP-3045D

Ø 16 Ayarlı Dirsek
Ø 16 Adjustable Elbow Fitting
40 gr/pc



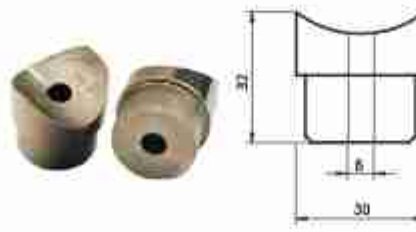
MP-3046

Ø 50 X Ø 50 Kurtağzı
Ø 50 X Ø 50 Dovetail Fitting
65 gr/pc



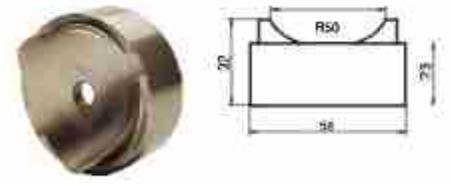
MP-3046A

Ø 40 X Ø 40 Kurtağzı
Ø 40 X Ø 40 Dovetail Fitting
84 gr/pc



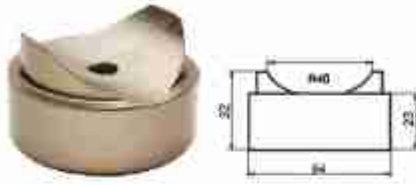
MP-3046B

Ø 30 X Ø 40 Kurtağzı
Ø 30 X Ø 40 Dovetail Fitting
40 gr/pc



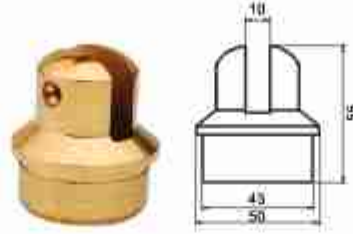
MP-3046C

Ø 50 X Ø 50 Kurtağzı
Ø 50 X Ø 50 Dovetail Fitting
58 gr/pc



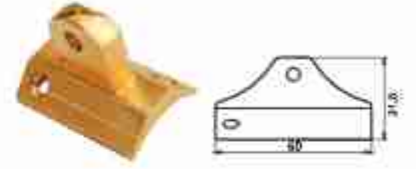
MP-3046D

Ø 50 X Ø 40 Kurtağzı
Ø 50 X Ø 40 Dovetail Fitting
58 gr/pc



MP-3047

Ø 50 Yarıklı Tapa
Ø 50 Female Fitting
123 gr/pc



MP-3047B

Ø 50 Ay Bağlantı
Ø 50 Male Fitting
43 gr/pc



MP-3047C

Ø 50 Mafsal Takım
Ø 50 Assembled Fitting
175 gr/pc



MP-3047D

Ø 50 Açılı Mafsal Takım
Ø 50 Assembled Fitting Angled
193 gr/pc



MP-3048

Ø 50 Uzun Bilezik
Ø 50 Long Collar
41 gr/pc



MP-3048B

Ø 50 Simit Bileziği
Ø 50 Collar For Elbow Fitting
28 gr/pc



MP-3049

Ø 50 Duvar Flanşı
Ø 50 Wall Flange
55 gr/pc



MP-3049A

Ø 50 Açılı Duvar Flanşı
Ø 50 Angled Wall Flange
88 gr/pc



MP-3049B

Ø 50 Hareketli Flanş
Ø 50 Flexible Flange
190 gr/pc



MP-3050

Ø 50 Duvar Flanşı
Ø 50 Wall Flange
85 gr/pc



MP-3051

Ø 40 Uzun Flanş
Ø 40 Long Flange
233 gr/pc



MP-3052

Ø 50 Uzun Flanş
Ø 50 Long Flange
231 gr/pc



MP-3053

Ø 50 Dış Flanş
Ø 50 External Flange
74 gr/pc



MP-3053A

Ø 50 Saç Flanş
Ø 50 Cover Ring
16 gr/pc



MP-3053U

Ø 50 Uzun Dış Flanş
Ø 50 External Long Flange
100 gr/pc



MP-3054

Ø 40 Dış Flanş
Ø 40 External Flange
73 gr/pc



MP-1873

Ø16 Dekorlu
Tapa Ayacı Tekli



MP-1872

Ø16 Dekorlu
Tapa Ayacı Çiftli



MP-1870

Ø30 Dekorlu
Tapa Ayacı Çiftli



MP-1726

Ø16 Dekorlu
Flanş



MP-3054A
Ø 40 Saç Flanş
Ø 40 Cover Ring
13 gr/pc



MP-3054U
Ø 40 Uzun Dış Flanş
Ø 40 External Long Flange
86 gr/pc



MP-3055
Ø 30 Dış Flanş
Ø 30 External Flange
50 gr/pc



MP-3055A
Ø 30 Saç Flanş
Ø 30 Cover Ring
10 gr/pc



MP-3055U
Ø 30 Uzun Dış Flanş
Ø 30 External Long Flange
72 gr/pc



MP-3056
Ø 40 Uzun Dekorlu Flanş
Ø 40 Decorative Long Flange
153 gr/pc



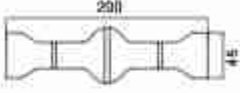
MP-3056B
Ø 40 Uzun Dekorlu Tırnaksız Flanş
Ø 40 Decorative Long Flange
No Teeth 131 gr/pc



MP-3056C
Ø 16 Dekorlu Flanş
Ø 16 Decorative Flange
60 gr/pc



MP-3056
Ø 40 Uzun Dekorlu Flanş
Ø 40 Decorative Long Flange
153 gr/pc



MP-3056E

Ø 40 Dikme Saray Dekorlu Flaşçı
Ø 40 Strut Luxury Big Flange
400 gr/pc



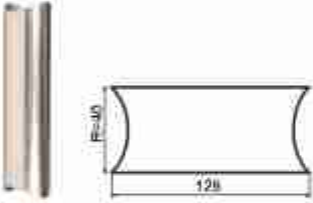
MP-3056F

Ø 40 Dikme Saray Dekorlu Flaşçı
Ø 40 Strut Luxury Big Flange
619 gr/pc



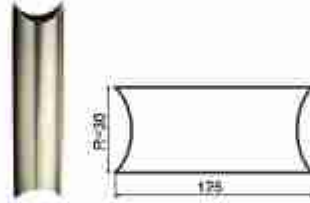
MP-3057

Ø 50 Tırnaklı Flaşçı
Ø 50 Base Flange
53 gr/pc



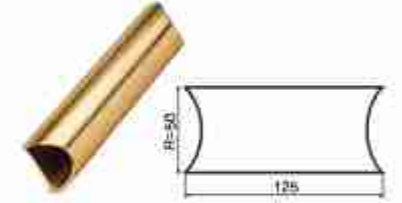
MP-3059

Ø 40 Çift Taraflı Duvar Ara Kurtağzı
Ø 40 Side Mounting Fitting
(Double Sided) 49 gr/pc



MP-3059A

Ø 30 Çift Taraflı Duvar Ara Kurtağzı
Ø 30 Side Mounting Fitting (Double Sided)
49 gr/pc



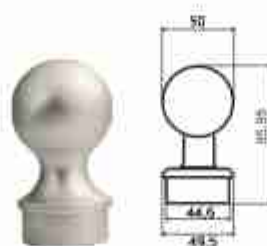
MP-3059B

Ø 50 Çift Taraflı Duvar Ara Kurtağzı
Ø 50 Side Mounting Fitting (Double Sided)
50 gr/pc



MP-3060

Ø 40 Yüzük
Ø 40 Ring
9 gr/pc



MP-3061

Ø 50 Büyük Dekorlu Tapa
Ø 50 Big Decorative Plug
445 gr/pc



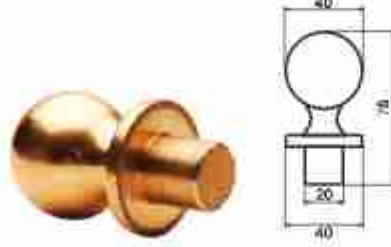
MP-3061B

Ø 50 Kristal Dekorlu Tapa
Ø 50 Glass Ball
Decorative Plug 710 gr/pc



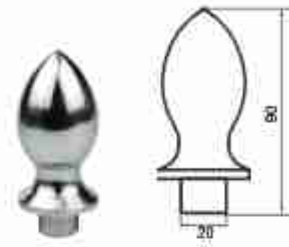
MP-3061C

Ø 50 Kristal Dekorlu Tapa
Ø 50 Glass Ball
Decorative Plug 790 gr/pc



MP-3063

Ø 40 Dekorlu Dikme Tapa
Ø 40 Strut Decorative Plug
130 gr/pc



MP-3063B

Ø 40 Dekorlu Dikme Tapa
Ø 40 Strut Decorative Plug
169 gr/pc



MP-3066

Duvar Dibi Aybağlantı
Male Fitting Of Wall
Connection Set 33 gr/pc



MP-3066A

İnce Ay Bağlantı
Thin Male Fitting
28 gr/pc



MP-3066B

Duvar Dibi Takım
Wall Connection Set
160 gr/pc



MP-KP1
Küpeşte
Menteşesi

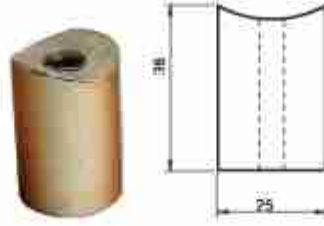


MP-SL1
Küpeşte
Sürgüsü



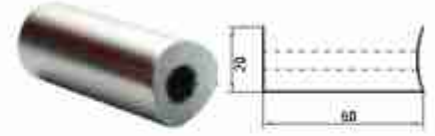
MP-3066C

Duvar Dibi Takım Kurtağzı
Wall Connection Set (Dovetail)
157 gr/pc



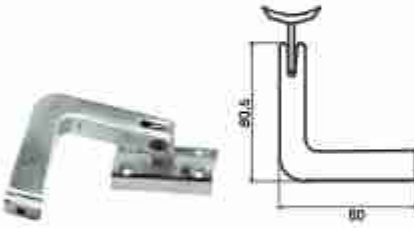
MP-3067

Ø 30 X Ø 40 Yandan Ara Bağlantı
Ø 30 X Ø 40 Strut Connector
43 gr/pc



MP-3067A

Ø 30 X Ø 50 Yandan Ara Bağlantı
Ø 30 X Ø 50 Strut Connector 50 gr/pc



MP-3067B

Duvar Dibi Bağlantı Takım
Wall Connection Set
118 gr/pc



MP-3068

Delikli Dolu Soket For Anchor Iron
108 gr/pc




MP-3068B

Ø 60 Takoz
Ø 60 Socket
200 gr/pc



MP-3069

Ø 40 Dikme X Ø 50 Boru Kurtağzı
Ø 40 Strut X Ø 50 Pipe Connection Fitting
41 gr/pc



MP-3069A

Ø 40 Dikme X Ø 40 Boru Kurtağzı
Ø 40 Strut X Ø 40 Pipe Connection Fitting
40 gr/pc



MP-3070

Ø 40 Dikme Ankraj Demiri
Ø 40 Strut Iron Anchor
465 gr/pc



MP-3070 BOSŞ
Q20 20cm
Ankraj Demiri



MP-3070A
Ø 40 Dikme Kısa Ankraj Demiri
Ø 40 Strut Short Iron Anchor
320 gr/pc



MP-3070C
Ø 40 Dikme Alüminyum Ankraj
Ø 40 Strut Aluminium Anchor
137 gr/pc



MP-3070D
Ø 40 Dikme Kısa Alüminyum Ankraj
Ø 40 Strut Short Aluminium Anchor
97 gr/pc




MP-3070/BOS1
Ø40 Dikme
Kısa Ankraj Demiri
14 cm Eko



MP-3070F
Ø 40 Dikme Yandan Ara Bağlantı Soketi
Ø 40 Side Mounting Anchor Base
250 gr/pc



MP-3071
Kalın Ankraj Demiri
Thick Iron Anchor
600 gr/pc



MP-3072
Vidalı Ankraj Demiri
Screw-Head Iron Anchor
430 gr/pc



MP-3073
Yandan Montaj Ankraj Demiri
Side Mounting Iron Anchor
135 gr/pc



MP-3074
M5 Vida
M5 Screw
10 gr/pc



MP-3074A
M6 Vida
M6 Screw
23 gr/pc



MP-3075
Çelik Döbel
Steel Socket
15 gr/pc



MP-1025
Epoksi Yapıştırıcı
Epoxy Adhesive
800gr/pc



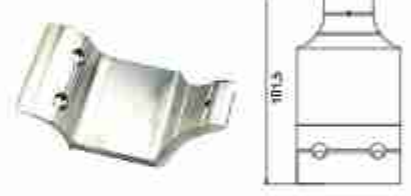
MP-1025-1
Epoksi Yapıştırıcı
Epoxy Adhesive
835gr/pc



MP-3076
Akemi
Adhesive
1200gr/pc



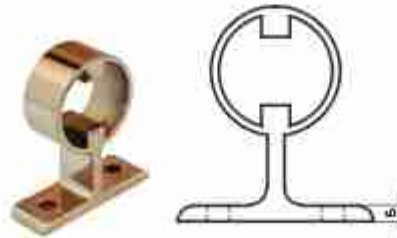
MP-3077
L Duvar Bağlantı
L Type Pipe Holder
83 gr/pc



MP-3077A
Açılı L Duvar Bağlantı
Angled L Type Pipe Holder
82 gr/pc



MP-3077A2
Duvar Bağlantı
Type pipe holder
100gr/pc



MP-3077B
T Duvar Bağlantı
T Type Pipe Holder
83 gr/pc

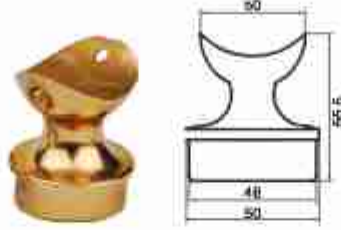


MP-3077C
T Bağlantı
Angled T Type Pipe Holder
82 gr/pc



MP-3077D

Ø 50 Boru Duvar Dibi Bağlantı
Wall Connection For Ø 50 Pipe
66 gr/pc



MP-3078

Ø 50 x Ø 50 Mafsal Bağlantı
Ø 50 x Ø 50 Pipe Connector
89 gr/pc



MP-3079

Ø 50 x Ø 65 Mafsal Bağlantı
Ø 50 x Ø 65 Pipe Connector
89 gr/pc



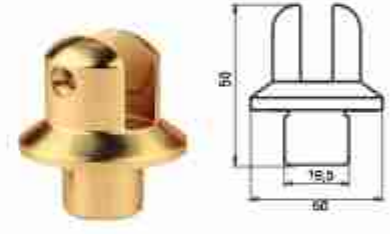
MP-3044B

Ø 16 x Ø 40 Mafsal Bağlantı
Ø 16 x Ø 40 Pipe Connector
46 gr/pc



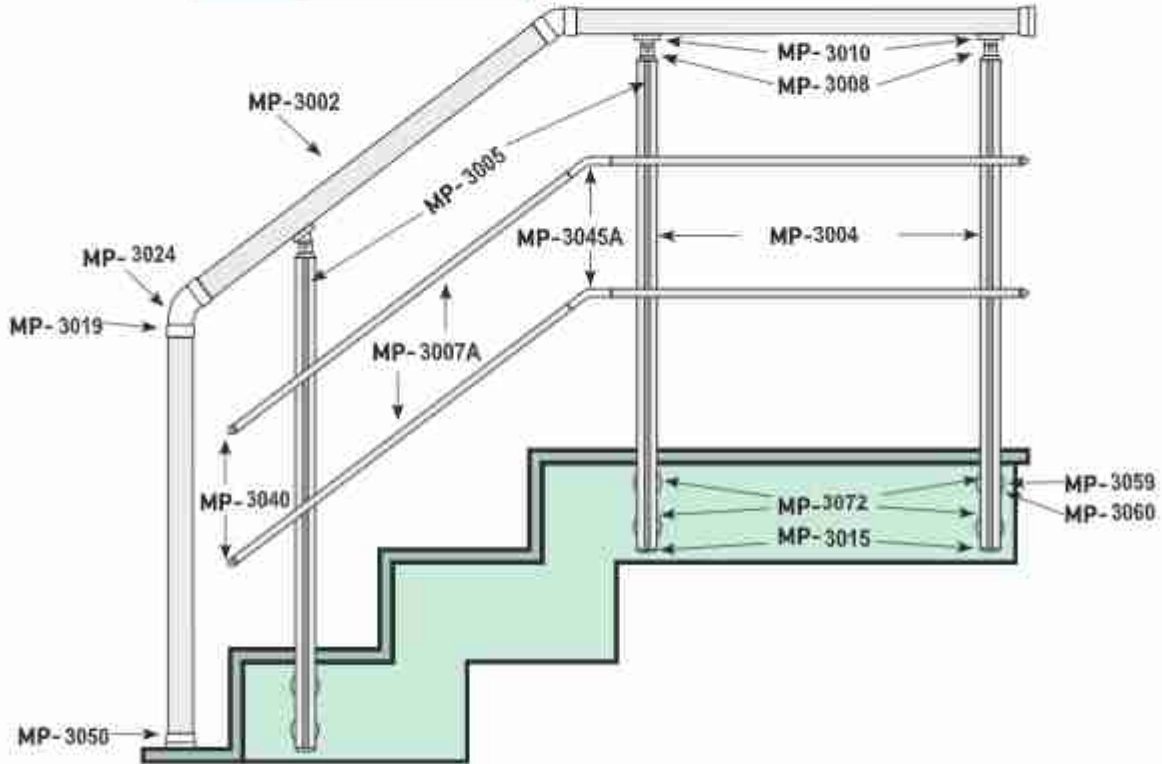
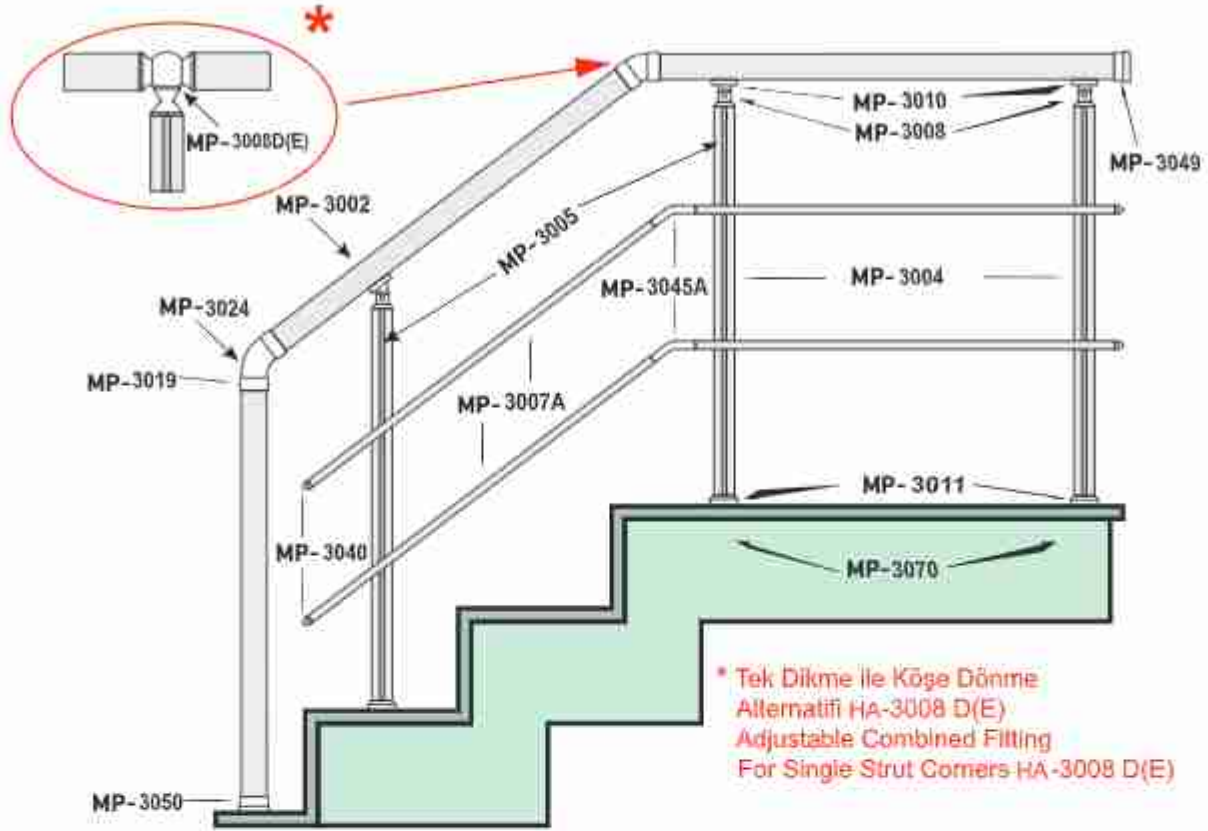
MP-3044C

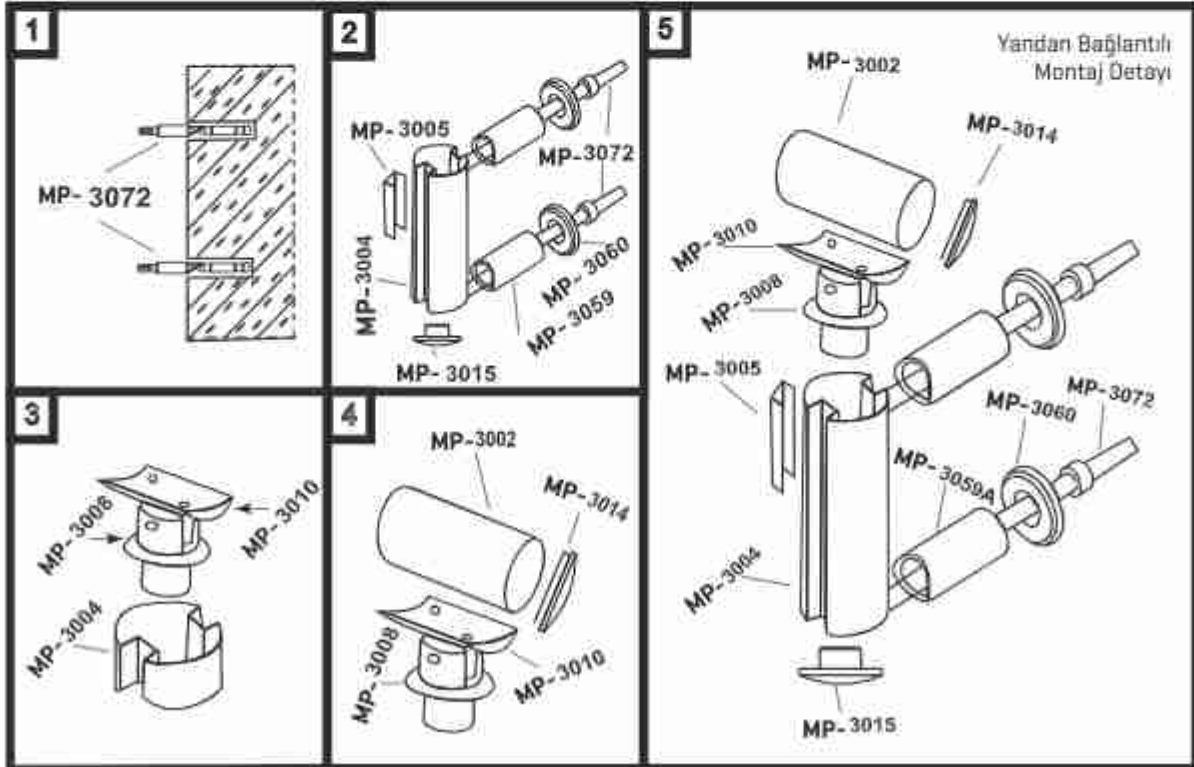
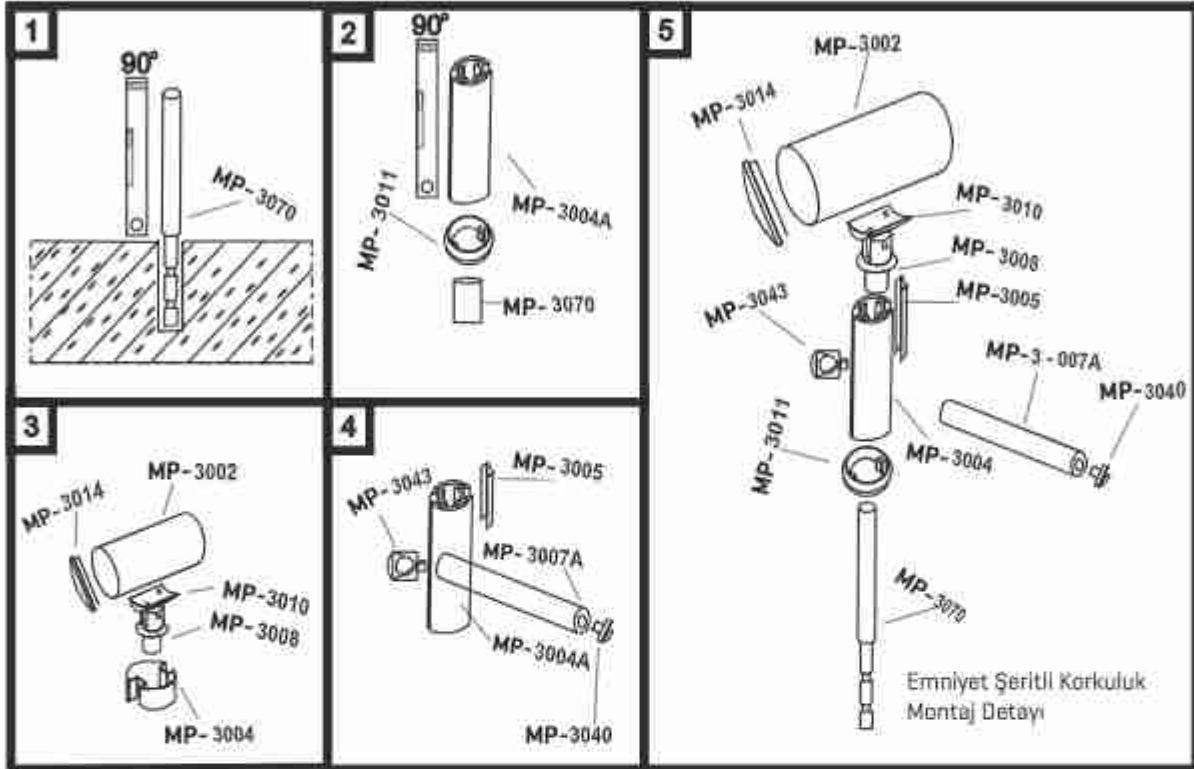
Ø 16 x Ø 40 Hareketli Mafsal Bağlantı
Ø 16 x Ø 40 Flexible Pipe Connector
39 gr/pc

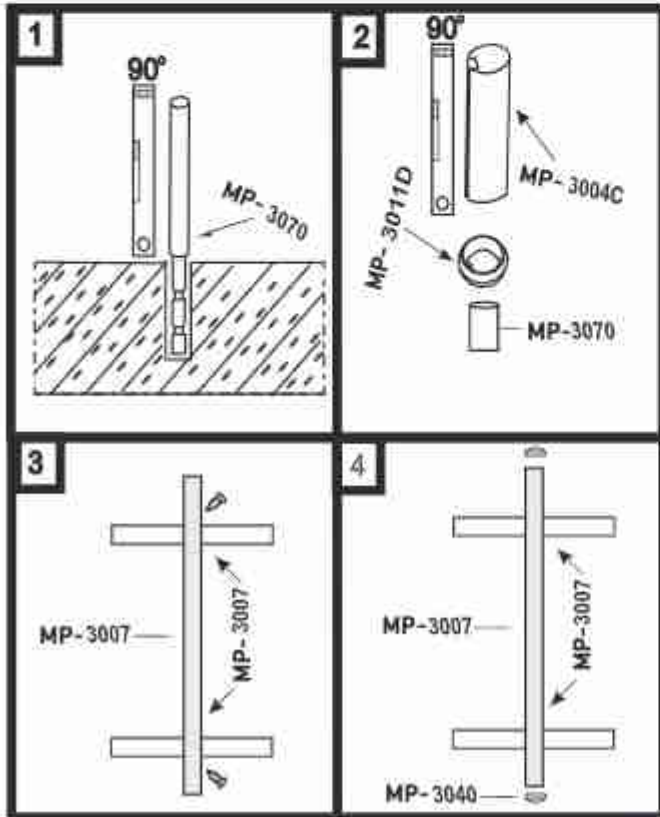
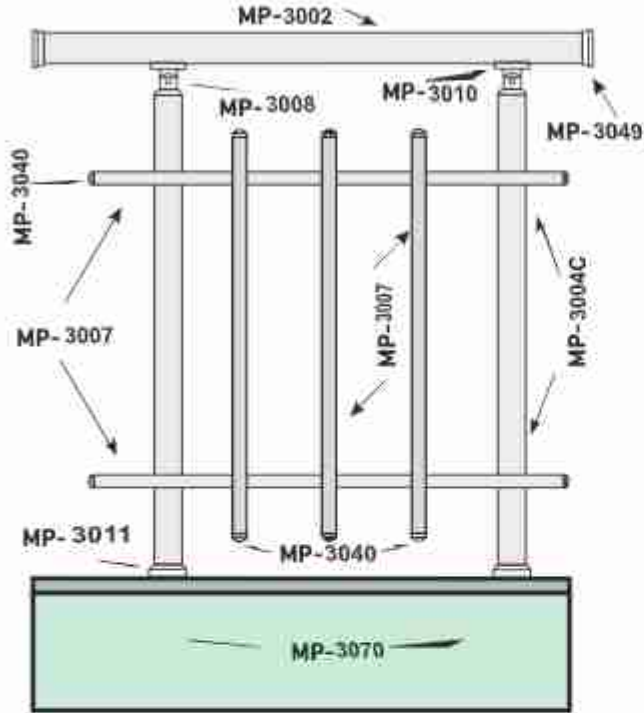


MP-3047A

Ø 50 Dikme Yanklı Tapa
Ø 50 Strut Female Fitting
65 gr/pc







MONTAJ DETAYLARI

Basamak ve sahanlık ankraj delikleri ip çekilerek yapılmalı.

Delik delme işlemlerinde mermerlerin kırılmamasına dikkat edilmeli.

Açılan delikler içindeki tozlar, pompa yardımı ile temizlenmeli.

Ankrajların yerinden oynamaması için, epoksi veya akemi yapıştırıcı yeterli miktarda kullanılmalı, dondurucu ile iyice karıştırılmalı.

Ankraj, yapıştırıcı kurumadan teraziye alınmalı.

Projedeki yüksekliğe göre dikme boyları kesilerek, kullanılacak aksesuarlar dikmeye tam oturmalı, açıklık kalmamalı, dikmeler tam görünüşünde kesilmeli, çapak olmamalı.

Üst tutamak boruları dikmelere tam oturmalı, mafsallarda açıklık kalmamalı, vidalar tam sıkılmalı, yamuk durmamalı, dikmelerin terazisine bakılarak montaja devam etmeli.

Simit dönüşlerinde simit takozları iyi sıkılmalı, en az 2 adet vida kullanılmalı, havzalar açılırken fazla veya az olmamalı, kullanılan vidaların malzemeyi sıktığından emin olunmalı.

Bilezikler yerlerine oturmalı, açıklık kalmayacak şekilde dirseklerin aralığını kapamalı.

Katlar arasında dirsek dönüşleri yapılırken, sahanlık aralarının geçişleri terazisinde olmalı.

Emniyet çubukları üst boruya uyumlu olacak şekilde ve dönüşler birbirleriyle şakütüne uygun olarak yapılmalı.

Etoksalli, satıneli ve parlak malzeme yüzeylerinin çizik ve darbe almamasına dikkat edilmeli.

Uygulamaların sağlamlığı kontrol edilmeli, malzemelerin temizliği gözden geçirilmeli.

Sargı naylonu ile muhafaza altına alınarak teslim edilmeli.

MP - ROZET - PR



Boru Çapları (D)	(C)	(E)
Ø16-19-21-25	Ø46	14,5
Ø16-19-21-25-32	Ø72	25
Ø38-40-42	Ø78	26
Ø48-51	Ø85	30,5
Ø60	Ø95	30,5
Ø76	Ø142,5	37,5

MP - ROZET - BPR



Boru Çapları (D)	(C)	(E)
Ø16-19-21-25-32-38-42	Ø62,5	18

MP - ROZET - DPR



Boru Çapları (D)	(C)	(E)
Ø25-32-38-42	Ø72	14,5
Ø51-60	Ø95	22
Ø32-38-42-51-60-70	Ø104	23
Ø32-38-42-51-60-70-76	Ø142	24,5

MP - ROZET - YPR



Boru Çapları (D)	(C)	(E)
Ø25-32-38-42	Ø72	20
Ø51-60	Ø95	26

MP - ROZET - BPR-1-1



Profil Ölçüleri (D)	(C)	(E)
20x20- 25x25- 30x30	Ø62,5	18

MP - ROZET - PR1



Profil Ölçüleri (D)	(C)	(E)
40x40	Ø85	30,5

MP - ROZET - PR -PR2-1



Profil Ölçüleri (D1, D2)	(C)	(E)
5x50- 10x50- 10x40	Ø85	30,5
10x50- 15x50- 20x40	Ø85	30,5

MP - ROZET - DKPR



Profil Ölçüleri (D1, D2)	(C)	(E)
10x50- 10x40- 10x50- 10x60	62x53	24
15x50- 15x40- 15x60		
20x50- 20x40- 20x50- 20x60		
30x40- 30x50- 30x60		

MP - ROZET - DDKPR



Profil Ölçüleri (D1-D2)	(C)	(E)
10x30-10x40-10x50-10x60	62x92	23
15x30-15x40-15x60		
20x30-20x40-20x50-20x60		
30x40-30x50-30x60		

MP - ROZET - DPR



Profil Ölçüleri (D1-D2)	(C)	(E)
10x30-10x40-10x50	Ø72	14,5
15x30-15x40	Ø95	22
20x20-30x30-20x25-40x40	Ø104	23
20x50-30x40-20x50-20x60		
20x20-30x30-25x25-40x40	Ø142	24,5
30x40-20x50-30x60		

MP - ROZET - KPR(61X61)



Profil Ölçüleri (D)	(C)	(E)
30x20-25x25-30x30	61x61	20

MP - ROZET - KPR(84X84)



Profil Ölçüleri (D1-D2)	(C)	(E)
10x40-10x50-20x30-20x40	84x84	28
20x30-30x40-20x50-30x60		
40x40-40x40-50x50		
60x60-80x80		

MP - ROZET - KDPR(60X60)



Profil Ölçüleri (D)	(C)	(E)
20x20-25x25-30x30-40x40	60x60	21

MP - ROZET - KDPR(81X81)



Profil Ölçüleri (D1-D2)	(C)	(E)
10x40-10x50-20x30-20x40	81x81	23
20x50-30x40-30x50-30x60		
40x40-40x60-50x50-60x60		

MP - AÇILI ROZET - ADPR



Boru Çapları (D)	(C)	(E)
Ø32-38-42	Ø72	14,5
Ø51	Ø95	22

MP - AÇILI ROZET - APR



Boru Çapları (D)	(C)	(E)
Ø32-38	Ø78	26
Ø42	Ø95	30,5
Ø51	Ø95	30,5

MP - ROZET - HPR



Boru Çapları (D)	(C)	(E)
Ø25-32	Ø81	16
Ø51	Ø85,5	16,5

MP - DÜZ DUVAR ROZET - DDR



Boru Çapları (D)	(C)	(E)
Ø51	Ø75,5	12

MP - DUVAR ROZET - DR



Boru Çapları (D)	(C)	(E)
Ø25	Ø41	8,2
Ø32	Ø51,3	8,2
Ø38	Ø64	9
Ø42	Ø70,6	9
Ø51	Ø85	12,5

MP - GEÇME KAPAK - GK



Boru Çapları (D)	(E)
Ø16	14,8
Ø19	8,7
Ø21	11,8
Ø25	12
Ø32	15,8
Ø38	14
Ø40	13,2
Ø42	17,8
Ø48	15
Ø51	15,5
Ø60	19
Ø70	18,3
Ø76	20,8

MP - KARE GEÇME KAPAK - GK



Boru Çapları (D)	(E)
15x15	4,6
30x30	4,6
40x40	6,5
50x50	6
60x60	10
80x80	10,5

MP - KAYNAKLI KÜRE KAPAK - KK



Boru Çapları (D)	Montajın Kalınlığı	(E)
Ø16	1,5 mm	6
Ø19	1,5 mm	9,5
Ø21	1,5 mm	10,5
Ø25	1,5 mm	12,5
Ø22	1,5 mm	16
Ø38	1,5 mm	19
Ø42	1,5 mm	21
Ø48	2 mm	34
Ø51	2 mm	25,5
Ø60	2 mm	30
Ø70	2 mm	35
Ø76	1,5 mm	38
Ø80	1,5 mm	48

MP - KAYNAKLI KÜRE KAPAK - KKC



Boru Çapları (D)	(E)
Ø42	14,8
Ø51	15,6
Ø60	19
Ø76	8,2
Ø100,6	13

MP - KÜRE GEÇME KAPAK DOLU - KGKD



Boru Çapları (D)	(C)	(E)
Ø16 x 1.5	Ø16	20.2
Ø19 x 1.5	Ø19	22.4
Ø21 x 1.5	Ø21	25.3
Ø25 x 1.5	Ø25	28.3
Ø32 x 1.5	Ø32	36.8
Ø38 x 1.5	Ø38	41.8
Ø42 x 1.5	Ø42	45.8

MP - İÇE GEÇME KAPAK DOLU - GKD



Boru Çapları (D)	(C)	(E)
Ø16 x 1.5	Ø13	4.5
Ø19 x 1.5	Ø16	4.5
Ø21 x 1.5	Ø18	4.5
Ø25 x 1.5	Ø22	4.5
Ø32 x 1.5	Ø29	4.5
Ø38 x 1.5	Ø35	5.5
Ø42 x 1.5	Ø39	7

MP - DOLU TIRNAKLI KAPAK - DTK



Boru Çapları (A)	(B)
Ø32 x 1.5	Ø29.4
Ø38 x 1.5	Ø35.4
Ø42 x 1.5	Ø39.4
Ø42 x 2	Ø38.7
Ø51 x 1.5	Ø48.4

MP - DOLU TIRNAKLI KAPAK BOMBELİ - DTKB



Boru Çapları (A)	(B)
Ø32 x 1.5	Ø29.4
Ø38 x 1.5	Ø35.4
Ø42 x 1.5	Ø39.4
Ø42 x 2	Ø38.7
Ø51 x 1.5	Ø48.4

MP - TIRNAKLI İÇE KAPAK(BOMBELİ) - TKB



Boru Çapları (D)	(C)	(E)
Ø42 x 1.5	Ø40	11.5
Ø51 x 1.5	Ø49	15
Ø60 x 1.5	Ø58.5	18

MP - TIRNAKLI İÇE KAPAK - TK



Boru Çapları (D)	(C)	(E)
Ø32 x 1.5	Ø36.5	4
Ø38 x 1.5	Ø36.5	3.5
Ø40 x 1.5	Ø38	6.5
Ø42 x 1.5	Ø40	6.5
Ø48 x 1.5	Ø48.5	6
Ø51 x 1.5	Ø49	7.5
Ø60 x 1.5	Ø53.5	9.5
Ø70 x 1.5	Ø68	11.3
Ø76 x 1.5	Ø74	12

MP - DİKME MAFSAL / DM-100



Küpeşte Çapları (A)	Dikme Çapları (B)	(C)
Ø32-38-42-48-51-60	Ø32 x 1.5	36
Ø38-42-48-51-60	Ø38 x 1.5	36
Ø42-48-51-60	Ø40 x 1.5	42
Ø42-48-51-60	Ø42 x 1.5	42
Ø51-60	Ø51 x 1.5	42
Ø60	Ø60 x 1.5	45

MP - DİKME MAFSAL / DMTK-100



Küpeşte Çapları (A)	Dikme Çapları (B)	(C)
Ø32-38-42-48-51-60	Ø32 x 1.5	36
Ø38-42-48-51-60	Ø38 x 1.5	37
Ø42-48-51-60	Ø40 x 1.5	38
Ø42-48-51-60	Ø42 x 1.5	38
Ø48-51-60	Ø48 x 1.5	38
Ø51-60	Ø51 x 1.5	39
Ø60	Ø60 x 1.5	39

MP - DİKME MAFSAL / DM-200



Küpeşte Çapları (A)	Dikme Çapları (B)	(C)
Ø32-38-42-48-51-60	Ø32 x 1,5	46
Ø38-42-48-51-60	Ø38 x 1,5	46
Ø42-48-51-60	Ø40 x 1,5	46
Ø42-48-51-60	Ø42 x 1,5	46
Ø48-51-60	Ø48 x 1,5	46
Ø51-60	Ø51 x 1,5	46
Ø60	Ø60 x 1,5	53

MP - DİKME MAFSAL / DMA-200



Küpeşte Çapları (A)	Dikme Çapları (B)	(C)
Ø32-38-42-48-51-60	Ø32 x 1,5	46
Ø38-42-48-51-60	Ø38 x 1,5	46
Ø42-48-51-60	Ø40 x 1,5	46
Ø42-48-51-60	Ø42 x 1,5	46
Ø48-51-60	Ø48 x 1,5	46
Ø51-60	Ø51 x 1,5	46
Ø60	Ø60 x 1,5	53

MP - DİKME MAFSAL / DM-300



Küpeşte Çapları (A)	Dikme Çapları (B)	(C)
Ø51	Ø32 x 1,5	49
Ø51	Ø38 x 1,5	49
Ø51	Ø40 x 1,5	49
Ø51	Ø42 x 1,5	49
Ø51	Ø51 x 1,5	49

MP - DİKME MAFSAL / DMTK-300



Küpeşte Çapları (A)	Dikme Çapları (B)	(C)
Ø51	Ø32 x 1,5	50
Ø51	Ø38 x 1,5	50
Ø51	Ø40 x 1,5	50
Ø51	Ø42 x 1,5	50
Ø51	Ø48 x 1,5	50
Ø51	Ø51 x 1,5	50

MP - DİKME MAFSAL / DM-400



Küpeşte Çapları (A)	Dikme Çapları (B)	(C)
Ø32-38-42-48-51-60	Ø32 x 1,5	65
Ø38-42-48-51-60	Ø38 x 1,5	65
Ø42-48-51-60	Ø40 x 1,5	65
Ø42-48-51-60	Ø42 x 1,5	65
Ø51-60	Ø51 x 1,5	65
Ø51-60	Ø60 x 1,5	65

MP - DİKME MAFSAL / DMA-400



Küpeşte Çapları (A)	Dikme Çapları (B)	(C)
Ø32-38-42-48-51-60	Ø32 x 1,5	65
Ø38-42-48-51-60	Ø38 x 1,5	65
Ø42-48-51-60	Ø40 x 1,5	65
Ø42-48-51-60	Ø42 x 1,5	65
Ø51-60	Ø51 x 1,5	65
Ø51-60	Ø60 x 1,5	65

MP - DİKME MAFSAL KARE / DM-500



Küpeşte Çapları (A)	Profil Ölçüsü (B)
Ø32-38-42-48-51-60	30x30x1,5

MP - DİKME MAFSAL KARE / DM-600



Küpeşte Çapları (A)	Profil Ölçüsü (B)
Ø51	30x30x 1,5

MP - DİKME MAFSAL KARE / DM-700



Küpeşte Çapları (A)	Dikme Çapları (B)	(C)
Ø38-42-48-51-60	30x30x 1,5	36
	40x40x 1,5	36
	50x50x 1,5	34

MP - DİKME MAFSAL KARE / DM-800



Küpeşte Çapları (A)	Dikme Çapları (B)	(C)
Ø51	30x30x 1,5	35
	40x40x 1,5	35
	50x50x 1,5	33

MP - DİKME MAFSAL / DM-900



Küpeşte Çapları (A)	Dikme Çapları (B)
Ø51	Ø32 x 1,5
Ø51	Ø38 x 1,5
Ø51	Ø42 x 1,5
Ø51	Ø50 x 1,5

MP - DİKME MAFSAL / DM-1000



Küpeşte Çapları (A)	Dikme Çapları (B)	(C)
Ø51	Ø32 x 1,5	50
Ø51	Ø38 x 1,5	50
Ø51	Ø42 x 1,5	50
Ø51	Ø50 x 1,5	50

MP - DİKME MAFSAL / DM-1100



Küpeşte Çapları (A)	Dikme Çapları (B)
Ø32-38-42-48-51-60	Ø32 x 1,5
Ø38-42-48-51-60	Ø38 x 1,5
Ø42-48-51-60	Ø42 x 1,5
Ø51-60	Ø51 x 1,5

MP - DİKME MAFSAL / DM-1200



Küpeşte Çapları (A)	Dikme Çapları (B)	(C)
Ø32-38-42-48-51-60	Ø32 x 1,5	65
Ø38-42-48-51-60	Ø38 x 1,5	65
Ø42-48-51-60	Ø40 x 1,5	65
Ø42-48-51-60	Ø42 x 1,5	65
Ø51-60	Ø51 x 1,5	65
Ø51-60	Ø60 x 1,5	65

MP - DİKME MAFSAL / DMA-1200



Küpeşte Çapları (A)	Dikme Çapları (B)	(C)
Ø32-38-42-48-51-60	Ø32 x 1,5	60
Ø38-42-48-51-60	Ø38 x 1,5	60
Ø42-48-51-60	Ø40 x 1,5	60
Ø42-48-51-60	Ø42 x 1,5	60
Ø51-60	Ø51 x 1,5	60
Ø60	Ø60 x 1,5	60

MP - DİKME MAFSAL / DMA-1300



Küpeşte Çapları (A)	Dikme Çapları (B)
Ø32-38-42-48-51-60	Ø32
Ø38-42-48-51-60	Ø38
Ø42-48-51-60	Ø42
Ø48-51-60	Ø48
Ø51-60	Ø51

MP - DİKME MAFSAL / DM-1400



Küpeşte Çapları (A)	Dikme Çapları (B)
Ø32-38-42-48-51-60	Ø32 x 1,5
Ø38-42-48-51-60	Ø38 x 1,5
Ø42-48-51-60	Ø42 x 1,5
Ø42-48-51-60	Ø42 x 2
Ø51-60	Ø51 x 1,5

MP - DİKME MAFSAL / DM-1500



Dikme Çapları (A)
Ø32 x 1,5
Ø38 x 1,5
Ø42 x 1,5
Ø42 x 2
Ø51 x 1,5

MP - DİKME MAFSAL KARE / DMKA-01



Küpeşte Çapları (A)	Dikme Çapları (B)
Ø42-48-51-60	30x30x 1,5

MP - DİKME MAFSAL KARE / DMKA-02



Küpeşte Çapları (A)	Dikme Çapları (B)	(C)
Ø42-48-51-60	30x30x 1,5	46
	40x40x 1,5	46
	50x50x 1,5	46

MP - DİKME MAFSAL KARE / DMK-01



Küpeşte Çapları (A)	Dikme Çapları (B)
Ø42-48-51-60	30x30x 1,5

MP - DİKME MAFSAL KARE / DMK-02



Küpeşte Çapları (A)	Dikme Çapları (B)	(C)
Ø42-48-51-60	30x30x 1,5	46
	40x40x 1,5	46
	50x50x 1,5	46

MP - DİKME MAFSAL KARE / DM-LMA



Küpeşte Çapları (A)	Dikme Uzunlu (B)	(C)
Ø32-38-42-48-51-60	5 mm.	.37
	10 mm.	.37

MP - DİKME MAFSAL KARE / DM-LM



Küpeşte Çapları (A)	Dikme Çapları (B)	(C)
Ø32-38-42-48-51-60	5 mm.	.37
	10 mm.	.37

MP - Ø38 - DİKME TEPESİ



MP - PATENT DİRSEK / PD-90



Boru Çapları (A)
Ø25
Ø32
Ø38
Ø42
Ø48
Ø51
Ø60

MP - PATENT DİRSEK / PD-45



Boru Çapları (A)
Ø25
Ø32
Ø38
Ø42
Ø48
Ø51
Ø60

MP - GEÇMELİ PATENT DİRSEK / GPD-90



Boru Çapları (A)
Ø32 x 1.5
Ø38 x 1.5
Ø42 x 1.5
Ø48 x 1.5
Ø51 x 1.5
Ø60 x 1.5

MP - GEÇMELİ PATENT DİRSEK / GPD-45



Boru Çapları (A)
Ø32 x 1.5
Ø38 x 1.5
Ø42 x 1.5
Ø48 x 1.5
Ø51 x 1.5
Ø60 x 1.5

MP - KÖŞE MAFSAL - KM



Boru Çapları (A)	(B)	Küme (C)
Ø32 x 1.5	45	32
Ø38 x 1.5	47	42
Ø42 x 1.5	52	42
Ø51 x 1.5	58	51
Ø60 x 1.5	62	60
Ø70 x 1.5	73	70
Ø76 x 1.5	78	76

MP - HAREKETLİ DİRSEK - HD 51



MP - HAREKETLİ DİRSEK KÖŞE - HDK 51



MP - HAREKETLİ DİRSEK KÖŞE - HDK 51



Boru Çapları (A)
Ø 16

MP - KÖŞE MAFSAL - KMD



Boru Çapları (A)	(B)
Ø 16	29
Ø 19	30

MP - GEÇMELİ PATENT DİRSEK - GPD



Boru Çapları (A)	(B)	(C)
Ø 12 x 1.5	45°-90°	40
Ø 16 x 1.5	45°-90°	44
Ø 19 x 1.5	45°-90°	49

MP - KAYNAKLI KÖŞE MAFSAL



Boru Çapları (A)	(B)
Ø 32 x 1.5	41
Ø 38 x 1.5	47
Ø 42 x 1.5	53
Ø 51 x 1.5	62

MP - PLASTİK TAKOZ / PT



Boru Çapları (A)	(B)	(C)
Ø 32	30	M6 - M8
Ø 38	30	M8 - M8
Ø 40	30	M8 - M8
Ø 42	30	M6 - M8
Ø 51	34	M8 - M10
Ø 60	34	M8 - M10

MP - PLASTİK TAKOZ / PTK



Boru Çapları (A)	(B)	(C)
30x30 x1.5	30	M6 - M8
40x40 x1.5	30	M6 - M8
50x50 x1.5	34	M8 - M10

MP - BAĞLANTI YÜZÜK / BY-100



Boru Çapları (A)	(B)
Ø 16	18
Ø 19	18
Ø 21	18
Ø 25	18
Ø 32	25
Ø 38	25

MP - BADEM YÜZÜK / BY-200



Boru Çapları (A)	(B)
Ø 8-10-12-16	20
Ø 19	25

MP - KURT AĞIZLI BADEM YÜZÜK / BY-300



Boru Çapları (A)	Kurt Ağız Ölçüleri (B)	(C)
Ø 8-10-12-16	Ø 32-38-42-48-51-60	22
Ø 19	Ø 32-38-42-48-51-60	25

MP - DÜZ KURT AĞIZLI BADEM YÜZÜK / BY-301



Boru Çapları (A)	Kurt Ağız Ölçüleri (B)	(C)
Ø 8-10-12-16	Ø 32-38-42-48-51-60	22
Ø 19	Ø 32-38-42-48-51-60	25

MP - KARE BADEM YÜZÜK / BY-302



Boru Çapları (A)
Ø 8-10-12-16

MP - KÜRE YÜZÜK / BY-400



Boru Çapları (A)
Ø 8-10-12-16

MP - DEKORATİF YÜZÜK / BY-500



Boru Çapları (A)
Ø 16
Ø 19
Ø 25

MP - BİLEZİK / B



İnceleme Çapları (A)	İçine Çapları (B)	(C) mm
Ø 16	Ø 19,5 x 1,2	20-40
Ø 22	Ø 25 x 1,5	20-40
Ø 28	Ø 42 x 2	20-40
Ø 42	Ø 45 x 1,5	20-40
Ø 48	Ø 51 x 1,5	20-40
Ø 51	Ø 54 x 1,5	20-40
Ø 60	Ø 63 x 1,5	20-40

MP - DEKORATİF BİLEZİK



(A)	(B)	(C)
Ø 32	Ø 38 x 1,5	20
Ø 38	Ø 45 x 1,5	20
Ø 42	Ø 48 x 1,5	20
Ø 48	Ø 54 x 1,5	24
Ø 51	Ø 57 x 1,5	20
Ø 60	Ø 70 x 1,5	30
Ø 63	Ø 70 x 1,5	30

MP - DEKORATİF DİKME BİLEZİK - 51



MP - Faturalı Manşon



Boru Çapları (A)	(B)
Ø16x1,5	20
Ø22x1,5	23
Ø28x1,5	25
Ø42x1,5	27
Ø51x1,5	30

MP - Düz Manşon



Boru Çapları (A)	(B)
Ø16x1,5	45
Ø22x1,5	60
Ø28x1,5	65
Ø42x1,5	70
Ø51x1,5	80

MP - Zemin Bağlantı Ankraji / ZBA-100



Flanş Çapları (A)
Ø66
Ø80

MP - Dikme Taban Pulu / DTP



Boru Çapları (A)
Ø32 x 1,5
Ø38 x 1,5
Ø42 x 1,5
Ø51 x 1,5
Ø60 x 1,5

MP - Bitiş Bağlantısı - BB



Boru Çapları (A)	(B)
Ø16 x 1,5	72
Ø25 x 1,5	72
Ø32 x 1,5	72
Ø38 x 1,5	78
Ø42 x 1,5	78
Ø48 x 1,5	85
Ø51 x 1,5	89
Ø60 x 1,5	95

MP - Flanş - F



Flanş Çapları (A)	Malzeme	(B) mm
Ø66	PASLANMAZ	3
Ø80	PASLANMAZ	3
Ø66	DKP	5
Ø80	DKP	5

Not : İstenilen Kalınlıkta ve Ölçülerde Özel Flanş Üretilir.

MP - Flanş - F1



Flanş Çapları (A)	MALZEME	(B) mm
Ø66	PASLANMAZ	3
Ø80	PASLANMAZ	3
Ø66	DKP	5
Ø80	DKP	5

İstenilen Kalınlıkta ve Ölçülerde Özel Flanş Üretilir.

MP - Flanş - FO



Boru Çapları (A)	MALZEME	(B)
Ø66	PASLANMAZ	3
Ø80	PASLANMAZ	3
Ø66	DKP	5
Ø80	DKP	5

İstenilen Kalınlıkta ve Ölçülerde Özel Flanş Üretilir.

MP - SAPLAMALI PLASTİK ANKRAJ - SPA



Boru Çapları (A)
Ø32 x 1,5
Ø38 x 1,5
Ø42 x 1,5
Ø51 x 1,5

MP- SAPLAMALI PLASTİK ANKRAJ(KARE)- SPAK



Yanıt Ölçüleri (A)	(B)	(C)
30x30 x1,5	39	12
40x40 x1,5	61	16

MP - SAPLAMASIZ PLASTİK ANKRAJ - PA



Boru Çapları (A)
Ø32 x 1,5
Ø38 x 1,5
Ø42 x 1,5

**MP - YAN ANKRAJ BAĞLANTI ELEMANI
KARE / YAK-100**



Boru Çapları (A)	(B)
30 x 30	38
40 x 40	48

**MP - YAN ANKRAJ BAĞLANTI ELEMANI
KARE / YAK-100**



Boru Çapları (A)	(B)
Ø32 x 1,5	44
Ø38 x 1,5	50
Ø42 x 1,5	54
Ø51 x 1,5	63

MP - KURT AĞIZLI BORU YAN ANKRAJ-YA-200



Boru Çapları (A)
Ø32-38-42-48-51-60

MP- YAN ANKRAJ BAĞLANTI ELEMANI / YA-300 MP- YAN ANKRAJ BAĞLANTI ELEMANI / YA-400



Boru Çapları (A)
Ø37 x 1,5
Ø38 x 1,5
Ø42 x 1,5
Ø51 x 1,5

Sahen - Paralel



Boru Çapları (A)
Ø37 x 1,5
Ø38 x 1,5
Ø42 x 1,5
Ø51 x 1,5

Sahen - Paralel

MP- YAN ANKRAJ BAĞLANTI ELEMANI / YA-500 MP- YAN ANKRAJ BAĞLANTI ELEMANI / YA-600



Birlik Ölçümü (A)
Ø32 x 1,5
Ø38 x 1,5
Ø42 x 1,5
Ø51 x 1,5



Birlik Ölçümü (A)
Ø32 x 1,5
Ø38 x 1,5
Ø42 x 1,5
Ø51 x 1,5

MP- YAN ANKRAJ BAĞLANTI ELEMANI / YA-700 MP - DİKME KOLÇAĞI / HRA-100



Birlik Ölçümü (A)	(B)
Ø32	39
Ø38	45
Ø42	70
Ø51	78



Birlik Ölçümü (A)	Kolçak Ölçümü (B)	(C)	(D)
Ø32-38-42-48 Ø51-60	Ø12	58-72	45
Ø32-38-42-48 Ø51-60	Ø14	70-90	50

MP - DİKME KOLÇAĞI / HR-100



Birlik Ölçümü (A)	Kolçak Ölçümü (B)	(C)	(D)
Ø32-38-42-48 Ø51-60	Ø12	58-72	45
Ø32-38-42-48 Ø51-60	Ø14	70-90	50

MP - AYARLI DİKME KOLÇAĞI / HR-101



Birlik Ölçümü (A)	Kolçak Ölçümü (B)	(C)	(D)
Ø32-38-42-48 Ø51-60	Ø12	58-72	45
Ø32-38-42-48 Ø51-60	Ø14	70-90	50

MP - FLANŞLI DUVAR KOLÇAĞI / HRA-200



Birlik Ölçümü (A)	Flanş Ölçümü (B)
Ø32-38-42-48-51-60	Ø32
Ø38-42-48-51-60	Ø38
Ø42-48-51-60	Ø42
Ø48-51-60	Ø48
Ø48-51-60	Ø51

MP - FLANŞLI DUVAR KOLÇAĞI / HRA-201



Birlik Ölçümü (A)	Kolçak Ölçümü (B)	(C)	(D)
Ø32-38-42-48 Ø51-60	Ø12	69-83	45
Ø32-38-42-48 Ø51-60	Ø14	81-101	50

MP - FLANŞLI DUVAR KOLÇAĞI / HRA-201



Kolçak Çapları (A)	Flanş Çapları (B)	Ø1	Ø2
Ø32-38-42-48 Ø51-60	Ø12	69-83	45
Ø32-38-42-48 Ø51-60	Ø14	81-101	50

MP - FLANŞLI DUVAR KOLÇAĞI / HR-200



Kolçak Çapları (A)	Flanş Çapları (B)	Ø1	Ø2
Ø32-38-42-48 Ø51-60	Ø12	69-83	45
Ø32-38-42-48 Ø51-60	Ø14	81-101	50

MP - ANKRAJLI DUVAR KOLÇAĞI / HRA-300



Kolçak Çapları (A)	Flanş Çapları (B)	Ø1	Ø2
Ø32-38-42-48 Ø51-60	Ø12	83-77	45
Ø32-38-42-48 Ø51-60	Ø14	75-95	50

MP - ANKRAJLI DUVAR KOLÇAĞI / HR-300



Kolçak Çapları (A)	Flanş Çapları (B)	Ø1	Ø2
Ø32-38-42-48 Ø51-60	Ø12	83-77	45
Ø32-38-42-48 Ø51-60	Ø14	75-95	50

MP - SABİT DUVAR KOLÇAĞI / HR-400



Kolçak Çapları (A)	Flanş Çapları (B)	Ø1
Ø32-38-42-48-51-60	Ø12	64
Ø32-38-42-48-51-60	Ø14	69

MP - KOLÇAK / HR-500



MP - DİKME KOLÇAĞI / HRA-500



Kolçak Çapları (A)	Flanş Çapları (B)	Ø1
Ø32-38-42-48-51-60	Ø12	65

MP - ANKRAJLI DUVAR KOLÇAĞI / HRA-600



Kolçak Çapları (A)	Flanş Çapları (B)	Ø1
Ø32-38-42-48-51-60	Ø17	75.5

MP - FLANŞLI DUVAR KOLÇAĞI / HR-700



Kolçak Çapları (A)	Kolçak Çapları (B)	KD
Ø32-38-42-48-51-60	Ø12	75E

MP - FLANŞLI DUVAR KOLÇAĞI / HRA-800



Kolçak Çapları (A)	Kolçak Çapları (B)	KD
Ø32-38-42-48-51-60	Ø12	75

MP - KOLÇAK / HR-800



MP - DUVAR KOLÇAĞI / HR-900



Kolçak Çapları (A)	Kolçak Çapları (B)
Ø51	Ø25

MP - KOLÇAK / HRA-1000



Kolçak Çapları (A)
Ø32-38-42-48-51-60

MP - KOLÇAK / HRA-1100



Kolçak Çapları (A)
Ø32-38-42-48-51-60

MP - KOLÇAK / HRA-1200



MP - DUVAR KOLÇAĞI / HRA-1300



Kolçak Çapları (A)
Ø32-38-42-48-51-60

MP - TUTAMAK DÜZ - TD



Barın Çapları (A) |
Ø 32-38-42-48-51-60

MP - TUTAMAK AÇILI - TA



Barın Çapları (A) |
Ø 32-38-42-48-51-60

MP - SAPLAMALI BAR TEKMELİĞİ - BTS



Barın Çapları (A) |
Ø 32-38-42-48-51-60

MP - BAR TEKMELİĞİ - BT



Barın Çapları (A) |
Ø 32-38-42-48-51-60

MP - DİKME BABASI - DB



Barın Çapları (A)	Montaj Topu Çapları (B)
Ø 32-38	Ø 38
Ø 32-38-42	Ø 42
Ø 38-42-51	Ø 51
Ø 51-60	Ø 60 - Ø 70
Ø 51-60-76	Ø 76
Ø 60-76	Ø 90
Ø 100	Ø 110

MP - DİKME BABASI - DB



Barın Çapları (A)	Montaj Topu Çapları (B)
Ø 32-38	Ø 38
Ø 32-38-42	Ø 42
Ø 38-42-51	Ø 51
Ø 51-60	Ø 60 - Ø 70
Ø 51-60-76	Ø 76
Ø 60-76	Ø 90
Ø 100	Ø 110

MP - DİKME BABASI - DB-100



Barın Çapları (A)	Montaj Topu Çapları (B)
Ø 32-38	Ø 38
Ø 32-38-42	Ø 42
Ø 38-42-51	Ø 51
Ø 51-60	Ø 60 - Ø 70
Ø 51-60-76	Ø 76
Ø 60-76	Ø 90
Ø 100	Ø 110

MP - DİKME BABASI - DB-200



Barın Çapları (A)	Montaj Topu Çapları (B)
Ø 32-38	Ø 38
Ø 32-38-42	Ø 42
Ø 38-42-51	Ø 51
Ø 51-60	Ø 60 - Ø 70
Ø 51-60-76	Ø 76
Ø 60-76	Ø 90

MP - KARE DİKME BABASI - KDB



Birlik Ölçüleri (A.)	Montaj Tıraş Çapı (B)
30x30	Ø38
30x30	Ø42
40x40	Ø51
40x40	Ø60
40x40 - 50x50	Ø70
40x40 - 50x50	Ø76
40x40 - 50x50	Ø90

MP - DESENLİ DİKME BABASI - DDB



Birlik Ölçüleri (A.)	Montaj Tıraş Çapı (B)
Ø38	Ø72
Ø42	Ø77
Ø51	Ø77
Ø60	Ø77

MP - DESENLİ DİKME BABASI - DDBG



Birlik Ölçüleri (A.)	Montaj Tıraş Çapı (B)
Ø38	Ø72
Ø42	Ø72
Ø51	Ø72
Ø60	Ø72

MP - DESENLİ DİKME BABASI KARE - KDDB



Profil Ölçüleri (A.)	Montaj Tıraş Çapı (B)
30x30 x1.5	Ø72
40x40 x1.5	Ø72
50x50 x1.5	Ø72

MP - PLEKSİ DİKME BABASI - PDB



Birlik Ölçüleri (A.)	Çam KÜPEŞTE Çapı (B)
Ø42 x 1.5	Ø60
Ø51 x 1.5	Ø60
Ø60 x 1.5	Ø60
Ø42 x 1.5	Ø60
Ø51 x 1.5	Ø60
Ø60 x 1.5	Ø60

MP - AÇILI BABA BAĞLANTISI / ABB-01



Birlik Ölçüleri Ölçüleri (A)	Birlik Ölçüleri (B)
Ø32- (Kurtağın)	Ø32
Ø38- (Kurtağın)	Ø38
Ø42- (Kurtağın)	Ø42
Ø51- (Kurtağın)	Ø51
Ø60- (Kurtağın)	Ø51
Ø76- (Kurtağın)	Ø51
Ø60- (Kurtağın)	Ø60
Ø76- (Kurtağın)	Ø60
Ø90- (Kurtağın)	Ø60

MP - DÜZ BABA BAĞLANTISI / DBB-01



Birlik Ölçüleri Ölçüleri (A)	Birlik Ölçüleri (B)
Ø32- (Kurtağın)	Ø32
Ø38- (Kurtağın)	Ø38
Ø42- (Kurtağın)	Ø42
Ø51- (Kurtağın)	Ø51
Ø60- (Kurtağın)	Ø51
Ø76- (Kurtağın)	Ø51
Ø60- (Kurtağın)	Ø60
Ø76- (Kurtağın)	Ø60
Ø90- (Kurtağın)	Ø60

MP - CAM TUTUCU(8-10MM CAMA) / CK-100



Birlik Ölçüleri Ölçüleri (A)	Çam Ölçüleri (B)
Ø32-38-42-51-60	8/10 mm.

MP - CAM TUTUCU(8-10MM CAMA) / CK-200



Ölçü (mm)	Cam Kalınlığı (mm)
Ø 32-38-42-51-60	8-10 mm.

MP - CAM TUTUCU(8-10MM CAMA) / CK-300



Ölçü (mm)	Cam Kalınlığı (mm)
Ø 32-38-42-51-60	8-10 mm.

MP - OVAL CAM TUTUCU(8-10MM CAMA) / DCK-200



Ölçü (mm)	Cam Kalınlığı (mm)
Ø 32-38-42-51-60	8-10 mm.

MP - DÜZ CAM TUTUCU(8-10MM CAMA) / DCK-300



Ölçü (mm)	Cam Kalınlığı (mm)
Ø 32-38-42-51-60	8-10 mm.

MP - 49X49 CAM TUTUCU(8-10MM CAMA) / DCK-400



Ölçü (mm)	Cam Kalınlığı (mm)
Ø 32-38-42-51-60	8-10 mm.

MP - OVAL CAM TUTUCU(8MM CAMA) / DCK-600



Ölçü (mm)	Cam Kalınlığı (mm)
Ø 32-38-42-51-60	8 mm.

MP - 50X40 CAM TUTUCU(8MM CAMA) / DCK-700



Ölçü (mm)	Cam Kalınlığı (mm)
Ø 32-38-42-51-60	8 mm.

MP - AÇILI CAM TUTUCU(8MM CAMA) / ACK-100



Ölçü (mm)	Cam Kalınlığı (mm)
Ø 32-38-42-51-60	8 mm.

**MP - AÇILI CAM TUTUCU(8MM CAMA) /
DACK-500**



İzleni Kırpması Ölçüleri (mm)	Cam Ölçüsü (mm)
Ø32-38-42-51-60	8 mm.

**MP - AÇILI CAM TUTUCU(8MM CAMA) /
DACK-800**



İzleni Kırpması Ölçüleri (mm)	Cam Ölçüsü (mm)
Ø32-38-42-51-60	8 mm.

MP - SPIDER 1'Lİ / SPT-1



MP - SPIDER 2'Lİ / SPT-2



MP - SPIDER 3'Lİ / SPT-3



MP - SPIDER 4'Lİ / SPT-4



MP - SPIDER 1'Lİ UZUN / SPT-U1



MP - SPIDER 2'Lİ V / SPT-V



**MP - A TİPİ SPIDER 1'Lİ
UZUN / SPTA-01**



**MP - A TİPİ SPIDER 2'Lİ
V / SPTA-V**



**MP - A TİPİ SPIDER 3'LÜ
/ SPTA-3**



MP - A TİPİ SPIDER 3'LÜ
/ SPTA-3



MP - A TİPİ SPIDER 4'LÜ
/ SPTA-4



MP - B TİPİ SPIDER 1'Lİ /
SPTB-1



MP - B TİPİ SPIDER 2'Lİ /
SPTB-2



MP - B TİPİ SPIDER 1'Lİ
UZUN / SPTB-U1



MP - B TİPİ SPIDER 2'Lİ
V / SPTB-V



MP - B TİPİ SPIDER 3'LÜ
/ SPTB-3



MP - B TİPİ SPIDER 4'LÜ
/ SPTB-4



MP - SPIDER KONEKTÖRÜ
/ 32X20 (10 MM AYARLI)



MP - SPIDER KONEKTÖRÜ
32X50 (30 MM AYARLI)



MP - ISICAM ROTİL
APARATI



MP - ISICAM ROTİLİ



**MP - SPIDER ROTİLØ50
/ SPR-50**



**MP - SPIDER ROTİLØ50
/ SPR-60**



**MP - SPIDER ROTİL ÖN-
DEN SIKMALI / SPRO-50**



**MP - SPIDER ROTİL ÖNDEN
SIKMALI / SPRO-50B**



**MP - SPIDER ROTİL ÖNDEN
SIKMALI / SPRO-60**



**MP - SPIDER ROTİL YAPIŞ-
TIRMALI Ø50 / SPRY-50**



**MP - SPIDER ROTİL YAPIŞ-
TIRMALI Ø60 / SPRY-60**



**MP - SPIDER ROTİL YAPIŞ-
TIRMALI Ø100 / SPRY-100**



**MP - CAM TUTUCU ROTİL
ÇİFT TARAFLI / SPR-C**



**MP - SPIDER KONİK
GÖVDELİ / SPR-K**



**MP - CAM TUTUCU AYAR-
LI SAPLAMALI ANKRAJ**



**MP - CAM TUTUCU
SAPLAMALI ANKRAJ**



MP - CAM TUTUCU / CTS-010 (DİKME İÇİN)




MP - CAM TUTUCU / CTS-015 (DİKME İÇİN)



MP - CAM TUTUCU 1'Lİ / CTS-020 (BİRLİ)



MP - CAM TUTUCU 2'Lİ / CTS-020 (İKİLİ)



MP - CAM TUTUCU KOLÇAK / CTK-010



Elleptik Çapları (A)
Ø 32-38-42-48-51-60

MP - CAM DUVAR BAĞLANTI APARATI-003



MP - CAM TUTUCU KOLÇAK / CTK-015



Elleptik Çapları (A)
Ø 32-38-42-48-51-60

MP - CAM TUTUCU KOLÇAK / CTK-020



Küpeşte Çapları (B)
Ø 32-38-42-48-51-60

MP - CAM TUTUCU KOLÇAK / CTK-025



MP - CAM DUVAR KÖŞE BAĞLANTI APARATI-001



Ø0 mm
30 - 55 - 90 - 100

MP - CAM DUVAR KÖŞE BAĞLANTI APARATI-003



Ø0 mm
60 - 65 - 72 - 94 - 110

MP - CAM CAMA KÖŞE BAĞLANTI APARATI-001



Ø0 mm
30 - 55 - 90 - 100

MP - CAM CAMA KÖŞE BAĞLANTI APARATI-003



Ømm.
80 - 85 - 72 - 94 - 115

MP - CAM DUVAR BAĞLANTI APARATI-001



MP - CAM DUVAR BAĞLANTI APARATI-002



MP - ÖZEL DEKORATİF-27



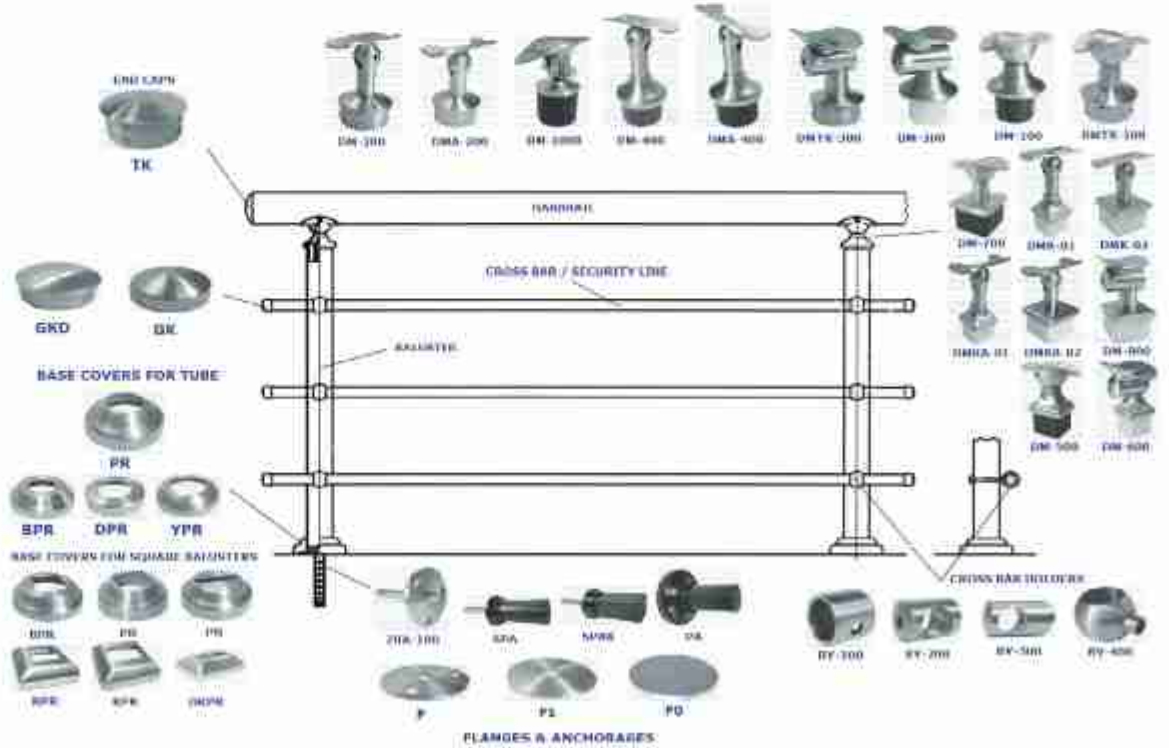
MP36-40/5 PASLANMAZ DİKME AYAK

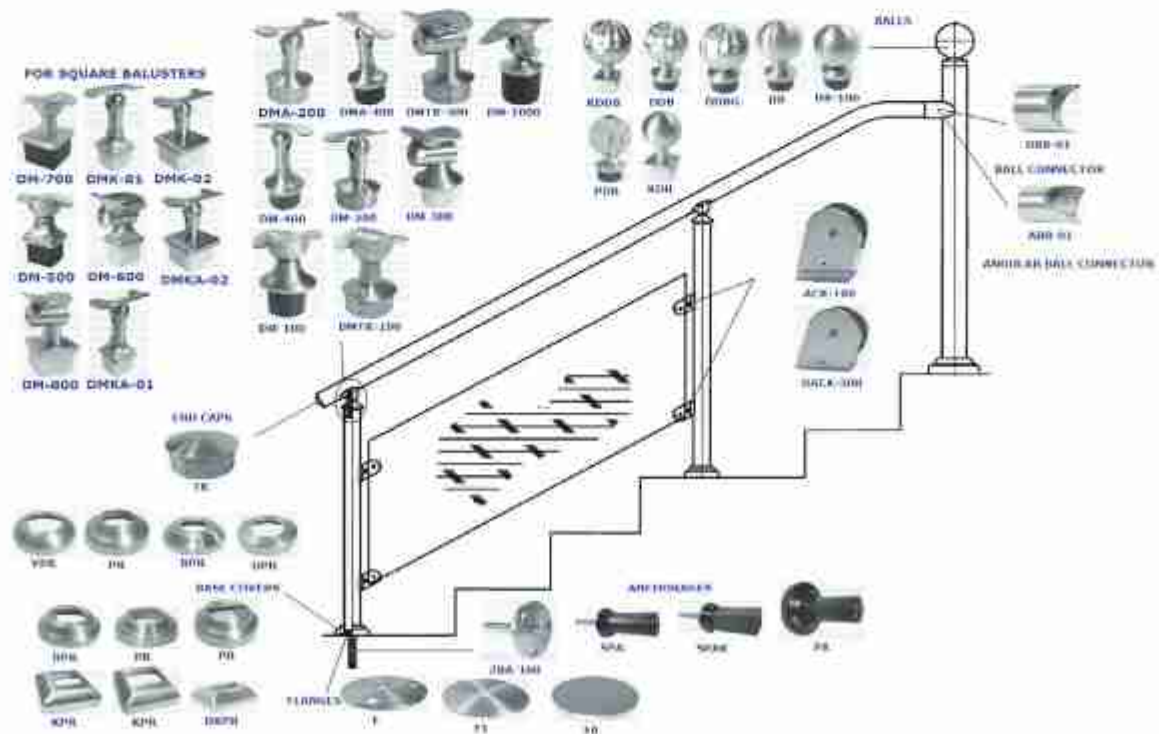
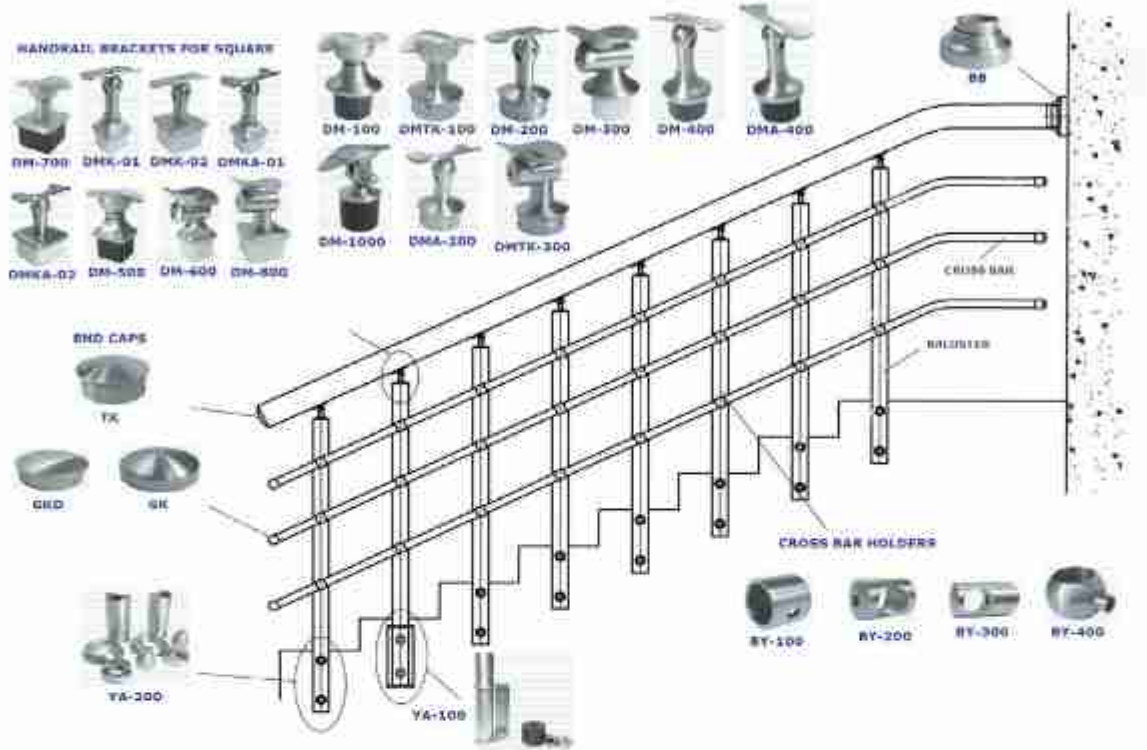


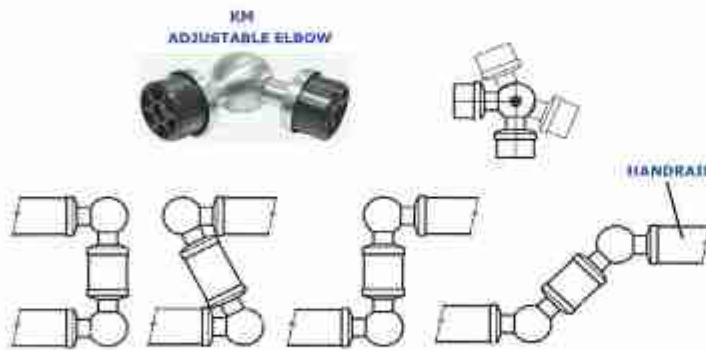
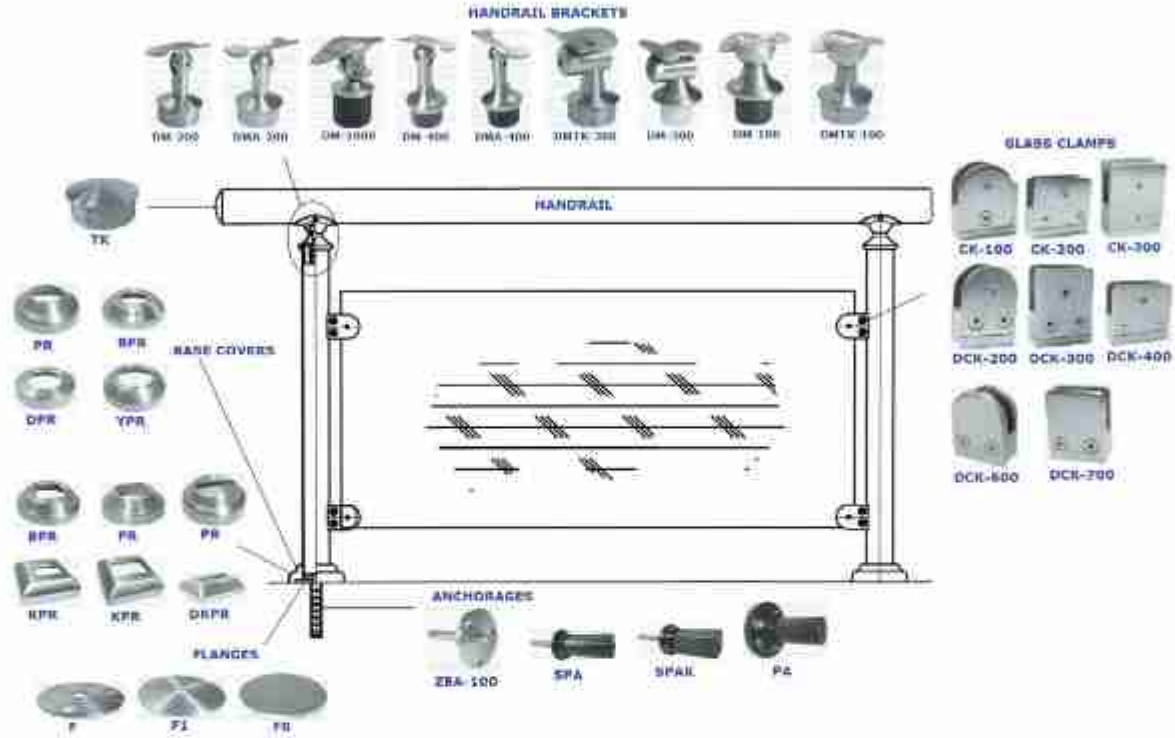
MP36-40/6 PASLANMAZ DİKME AYAK



MP - ÖZEL DEKORATİF-28





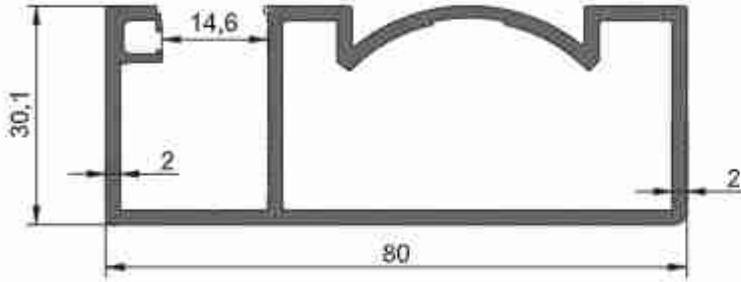


Ø 14 - Ø 19 FOR TUBES
190° ADJUSTABLE ELBOWS ARE USED

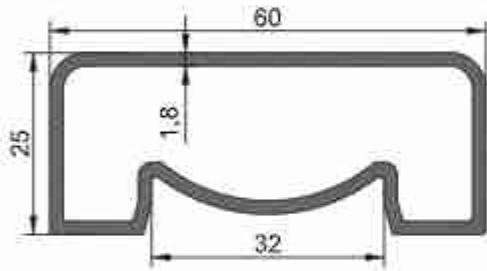


Ø 14 FOR TUBES
190° ADJUSTABLE ELBOWS ARE USED

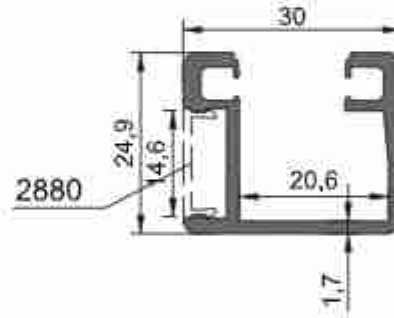




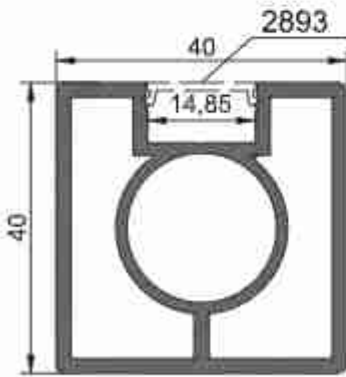
2877
80'lik Üst Profil
1,301 kg/m



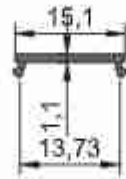
2808
60'lik Üst Profil
0,856 kg/m



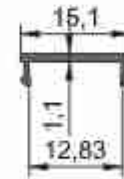
2878
Alt Profil
0,485 kg/m



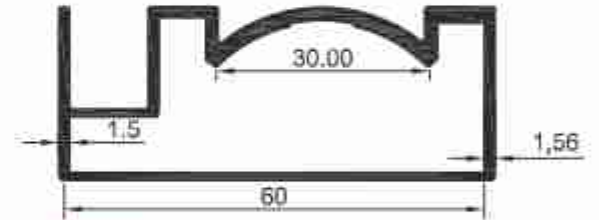
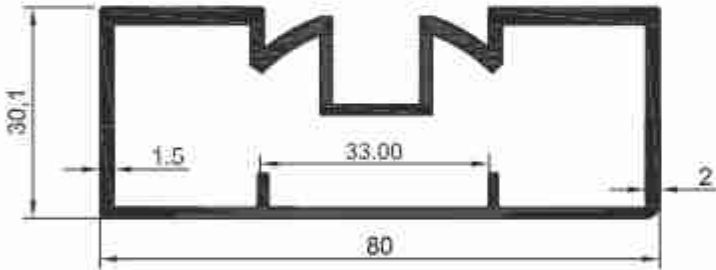
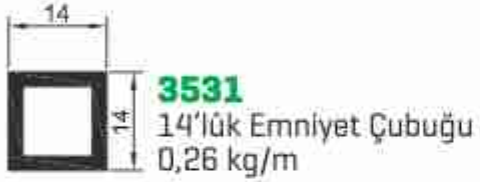
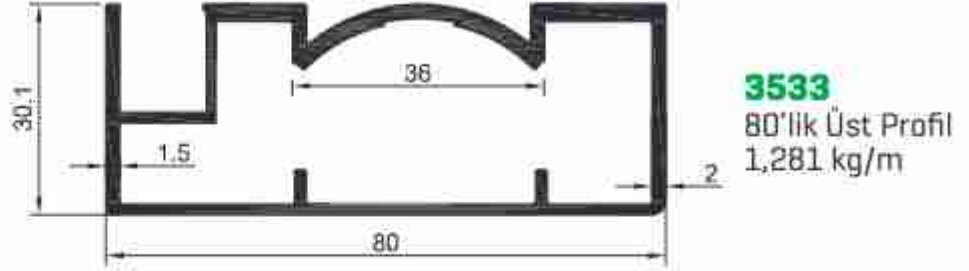
2879
40'lik Dikme Profil
1,165 kg/m



2893
Kapak
0,054 kg/m

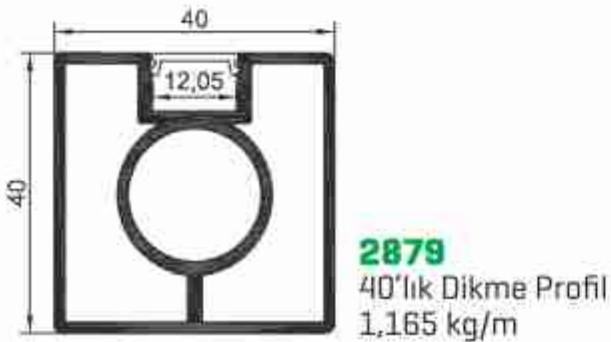


2880
Kapak
0,060 kg/m




3535
80'lik Üst Profil
1,688 kg/m

3534
60'lik Üst Profil
0,833 kg/m



MP-MKS-1263
25X60 KARE PROFİL ÇİFT
YÖNLÜ MENTEŞE



PNO-1067 KGM-0.830 PNO-1068 KGM-0.911

MP-MKS-1268
25X60 KARE PROFİL KARE
PROFİL HAREKETLİ DUVAR
FLANŞI




PNO-1067 KGM-0.830 PNO-1068 KGM-0.911

MP-MKS-1261
25X60 KARE PROFİL
HAREKETLİ KÖŞE DÖNÜŞ



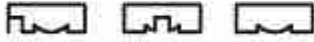
PNO-1067 KGM-0.830 PNO-1068 KGM-0.911

MP-MKS-1271
30X80 KARE PROFİL ÇİFT
YÖNLÜ MENTEŞE



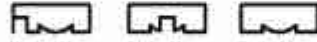
PNO-1069 KGM-1.130 PNO-1070 KGM-1.100 PNO-2094 KGM-1.084

MP-MKS-1016
30X80 KARE PROFİL
HAREKETLİ DUVAR FLANŞI
(MENTEŞELİ)



PNO-1069 KGM-1.130 PNO-1070 KGM-1.100 PNO-2094 KGM-1.084

MP-MKS-1269
30X80 KARE PROFİL HARE-
KETLİ KÖŞE DÖNÜŞ



PNO-1069 KGM-1.130 PNO-1070 KGM-1.100 PNO-2094 KGM-1.084

MP-MKS-1264
25X60 KARE PROFİL TEK
MENTEŞELİ HAREKETLİ
KÖŞE DÖNÜŞ



PNO-1067 KGM-0.830 PNO-1068 KGM-0.911

MP-MKS-1265
25X60 KARE PROFİL ÇİFT
MENTEŞELİ HAREKETLİ
KÖŞE DÖNÜŞ



PNO-1067 KGM-0.830 PNO-1068 KGM-0.911

MP-MKS-1262
25X60 KARE PROFİL
DİKMEYE GÖRE HAREKETLİ
KÖŞE DÖNÜŞ




PNO-1067 KGM-0.830 PNO-1068 KGM-0.911

MP-MKS-1272
30X80 KARE PROFİL TEK
MENTEŞELİ HAREKETLİ
KÖŞE DÖNÜŞ




PNO-1069 KGM-1.130 PNO-1070 KGM-1.100 PNO-2094 KGM-1.084

MP-MKS-1273
30X80 KARE PROFİL ÇİFT
MENTEŞELİ HAREKETLİ
KÖŞE DÖNÜŞ



PNO-1069 KGM-1.130 PNO-1070 KGM-1.100 PNO-2094 KGM-1.084

MP-MKS-1270
30X80 KARE PROFİL
DİKMEYE GÖRE HAREKETLİ
KÖŞE DÖNÜŞ



PNO-1069 KGM-1.130 PNO-1070 KGM-1.100 PNO-2094 KGM-1.084

MP-MKS-1266

25X60 KARE PROFİL DİKMEYE GÖRE TEK MENTEŞELİ HAREKETLİ KÖŞE DÖNÜŞ (ÖZEL ÜRETİM)



MP-MKS-1267

25X60 KARE PROFİL DİKMEYE GÖRE ÇİFT MENTEŞELİ HAREKETLİ KÖŞE DÖNÜŞ (ÖZEL ÜRETİM)



MP-MKS-006

KESİT-1



MP-MKS-006

KESİT-2



MP-MKS-1274

30X80 KARE PROFİL DİKMEYE GÖRE TEK MENTEŞELİ HAREKETLİ KÖŞE DÖNÜŞ (ÖZEL ÜRETİM)



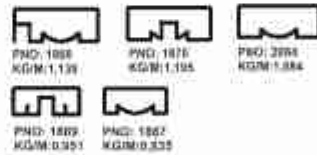
MP-MKS-1275

30X80 KARE PROFİL DİKMEYE GÖRE ÇİFT HAREKETLİ KÖŞE DÖNÜŞ (ÖZEL ÜRETİM)



MP-MKS-1257

25X60 KARE PROFİL 90 DERECE CAM KANALLI VE DÜZ SABİT KÖŞE TAKOZU (ÖZEL ÜRETİM)



MP-MKS-1259

25X60 KARE PROFİL CAM KANALLI 90 DERECE KÖŞE GİZLEME




MP-MKS-1260

25X60 KARE PROFİL CAM KANALLI 135 DERECE KÖŞE GİZLEME



MP-MKS-1281

30X80 KARE PROFİL CAM KANALLI 135 DERECE KÖŞE GİZLEME



MP-MKS-1280

30X80 KARE PROFİL CAM KANALLI 90 DERECE KÖŞE GİZLEME



MP-MKS-1050
30X40 KARE DİKME SABİT
MAFSAL



MP-MKS-1051
40X40 KARE SABİT
MAFSAL



MP-MKS-1052
30X40 KARE MAFSAL
TAKIMI (ÖZEL ÜRETİM)



MP-MKS-1053
40X40 KARE MAFSAL
TAKIMI



MP-MKS-1054
40X40 DEKORLU MAFSAL
TAKIMI



MP-MKS-1052-A
30X40 KARE KÜPEŞTE
KANALLI MAFSAL TAKIMI
(ÖZEL ÜRETİM)



MP-MKS-1053-A
40X40 KARE KÜPEŞTE
KANALLI MAFSAL TAKIMI



MP-MKS-1055
25X50 KARE KÜPEŞTE
KANALLI MAFSAL TAKIMI
(ÖZEL ÜRETİM)



MP-MKS-1055-A
25X50 KARE KÜPEŞTE
MAFSAL TAKIMI
(ÖZEL ÜRETİM)



MP-MKS-1000
30X40 KARE DİKME FLANŞI
(ÖZEL ÜRETİM)




MP-MKS-1001
40X40 KARE DİKME FLANŞI



MP-MKS-1011
70X70 KARE (BABA) YER
FLANŞI



MP-MKS-1001-A
25X50 KARE DİKME FLANŞ
(ÖZEL ÜRETİM)



MP-MKS-1002
40X40 KARE DEKORLU
DİKME FLANŞI (ÖZEL ÜRETİM)



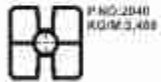
MP-MKS-1003
40X40 KARE DİKME KISA
DEKORLU FLANŞ
(ÖZEL ÜRETİM)



MP-MKS-1009
40X40 KARE DİKME DIŞ
FLANŞ



MP-MKS-1010
70X70 KARE (BABA) DIŞ
FLANŞ (ÖZEL ÜRETİM)



MP-MKS-1004
40X40 KARE DİKME UZUN
DEKORLU FLANŞ
(ÖZEL ÜRETİM)



MP-MKS-1005
25X60 2 DELİKLİ DIŞTAN
VİDALI KARE DUVAR
FLANŞI



MP-MKS-1007
25X60 CAM KANALLI İÇTEN
VİDALI (M8 SAPLAMALI)
KARE DUVAR FLANŞI
(ÖZEL ÜRETİM)



MP-MKS-1008
30X80 CAM KANALLI İÇTEN
VİDALI (M8 SAPLAMALI)
KARE DUVAR FLANŞI
(ÖZEL ÜRETİM)



MP-MKS-1007-A
25X60 ÖNDEN CAM
KANALLI İÇTEN VİDALI DUVAR FLANŞI
(ÖZEL ÜRETİM)



MP-MKS-1008-A

30X80 ÖNDEN CAM
KANALLI İÇTEN VİDALI DUVAR FLANŞI
(ÖZEL ÜRETİM)



PNO:1886
KG/M:1,138

MP-MKS-1006

30X80 2 DELİKLİ DIŞTAN
VİDALI KARE DUVAR
FLANŞI



PNO:2094
KG/M:1,094

MP-MKS-1112

80X30 KARE BİLEZİK
80x30: SQUARE BANGLE



PNO:2094
KG/M:1,094

MP-MKS-1111

25X60 KARE BİLEZİK
25x60: SQUARE BANGLE



PNO:1887
KG/M:0,888

MP-MKS-1200

40 LİK KARE DİKME CAM
TUTUCU



PNO:1817
KG/M:1,018

PNO:1818
KG/M:0,968

MP-MKS-1201

40 LİK KARE DİKME CAM
TUTUCU (TIRNAKLI)



PNO:1816
KG/M:0,968

PNO:1818
KG/M:0,968

MP-MKS-1202

40 LİK KARE DİKME VİDALI
CAM TUTUCU



PNO:1817
KG/M:1,018

PNO:1818
KG/M:0,968

MP-MKS-1203

40 LİK KARE DİKME VİDALI
CAM TUTUCU (TIRNAKLI)



PNO:1816
KG/M:0,968

PNO:1818
KG/M:0,968

MP-MKS-1204

40 LİK KARE DİKME FİTİLLİ
CAM TUTUCU



PNO:1817
KG/M:1,018

PNO:1818
KG/M:0,968

MP-MKS-1205

40 LİK KARE DİKME FİTİLLİ
CAM TUTUCU (TIRNAKLI)



PNO:1816
KG/M:0,968

PNO:1818
KG/M:0,968

MP-MKS-1206

40 LİK KARE DİKME ALIN-
DAN MONTAJ FİTİLLİ CAM
TUTUCU (TIRNAKLI ÇİFTLİ)



PNO:1817
KG/M:1,018

PNO:1818
KG/M:0,968

MP-MKS-1207
40 LİK KARE DİKME ALINDAN
MONTAJ FİTİLLİ CAM TUTUCU
(TIRNAKLI TEKLİ) (ÖZEL ÜRETİM)



MP-MKS-1207-A
CAM STOBU (ÖZEL ÜRETİM)



MP-MKS-1250
14X14 KARE EMNİYET
ŞERİTİ 90 DERECE DİRSEK



MP-MKS-1251
14X14 KARE EMNİYET
ŞERİTİ 135 DERECE DİRSEK



MP-MKS-1253
14X14 KARE PROFİL EM-
NİYET ŞERİTİ HAREKETLİ
KÜRE KÖŞE DÖNÜŞ (KARE
MODEL)



MP-MKS-1208
14X14 KARE PROFİL EM-
NİYET ÇUBUĞU TUTAMAĞI
(KARE MODEL)



MP-MKS-1209
14X14 KARE PROFİL EM-
NİYET ÇUBUĞU TUTAMAĞI
(OVAL MODEL)



MP-MKS-1254
14X14 KARE PROFİL ÇOK
YÖNLÜ AYARLI KÜRE



MP-MKS-1014
14X14 KARE PROFİL
DUVAR FLANŞI
SQUARE PROFILE WALL
FLANGE



MP-MKS-1110
14X14 KARE BİLEZİK
SQUARE BANGLE



MP-MKS-1100
14X14 KARE EMNİYET
TAPASI
14x14 SQUARE SAFETY
STOPPER



MP-MKS-1101
30X40 KARE DİKME TAPASI



MP-MKS-1102
40X40 KARE DİKME TAPASI



MP-MKS-1106
25X60 KARE PROFİL TAPASI
25x60 END CAP FOR BOX PROFILE



MP-MKS-1109
30X80 KARE PROFİL TAPASI
30x80 END CAP FOR BOX PROFILE



MP-MKS-1151
30X40 LİK DİKME 60 LİK KARE PROFİL AÇILI ARA BAĞLANTI (ÖZEL ÜRETİM)



MP-MKS-1153
40X40 LİK DİKME 60 LİK KARE PROFİL AÇILI ARA BAĞLANTI (ÖZEL ÜRETİM)



MP-MKS-1154
40X40 LİK DİKME 80 LİK KARE PROFİL AÇILI ARA BAĞLANTI (ÖZEL ÜRETİM)



MP-MKS-1159
60 LİK KARE PROFİL AÇILI DUVAR - L BAĞLANTI
60 LARGE SQUARE PROFILE OPENED WALL - L CONNECTOR



MP-MKS-1160
80 LİK KARE PROFİL AÇILI DUVAR - L BAĞLANTI
80 LARGE SQUARE PROFILE OPENED WALL - L CONNECTOR



MP-MKS-1155
40X40 KARE PROFİL DUVAR BAĞLANTI
SQUARE PROFILE WALL CONNECTOR



MP-MKS-1157
40X40 KARE DİKME ALINDAN MONTAJ ÖZEL ARA U BAĞLANTI



MP-MKS-1156
40X40 KARE DİKME ALINDAN MONTAJ ÖZEL ARA T BAĞLANTI



MP-MKS-1158
40X40 KARE DİKME ALINDAN MONTAJ ÖZEL ARA U BAĞLANTI (YÜKSELTME TAKOZU) 5CM (ÖZEL ÜRETİM)



MP-MKS-1158-A

40X40 KARE DİKME ALINDAN MONTAJ ÖZEL ARA U BAĞLANTI (YÜKSELTME TAKOZU) 10 CM (ÖZEL ÜRETİM)



MP-MKS-1158-B

40X40 KARE DİKME ALINDAN MONTAJ ÖZEL ARA U BAĞLANTI (YÜKSELTME TAKOZU) 15 CM (ÖZEL ÜRETİM)



MP-MKS-1300

14X14 KARE PROFİL DEKORLU MIZRAK



PNO-1300
KG/M 0,25

PNO-1310
KG/M 0,201

MP-MKS-1302

40X40 KARE DİKME DEKORLU TAPA



PNO-1302
KG/M 2,176

PNO-1304
KG/M 2,269

MP-MKS-1303

40X40 KARE DİKME KRİSTAL TAPA



PNO-1303
KG/M 1,816

PNO-1305
KG/M 0,505

MP-MKS-1301

14X14 KARE PROFİL DEKORLU TAPA



PNO-1301
KG/M 4,25

PNO-1310
KG/M 12,201

MP-MKS-1304

70X70 KARE PROFİL DEKORLU TAPA (BABA)



PNO-2040
KG/M 3,489

MP-MKS-1305

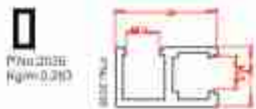
70X70 KARE PROFİL DEKORLU KRİSTAL TAPA



PNO-2040
KG/M 2,408

MP-MKS-1017

10X20 PANEL EMNİYET ŞERİTİ ÜST KUTU MONTAJ APARATI (ÖZEL ÜRETİM)
10x20 SAFETY PANEL LINEAR TOP BOX ASSEMBLY APPARATUS



PNO-2016
KG/M 0,210

MP-MKS-1018

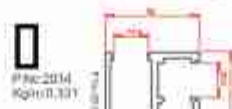
12X16 PANEL EMNİYET ŞERİTİ ÜST KUTU MONTAJ APARATI (ÖZEL ÜRETİM)
12x16 SAFETY PANEL LINEAR TOP BOX ASSEMBLY APPARATUS



PNO-2017
KG/M

MP-MKS-1019

12X25 PANEL EMNİYET ŞERİTİ ÜST KUTU MONTAJ APARATI (ÖZEL ÜRETİM)
12x25 SAFETY PANEL LINEAR TOP BOX ASSEMBLY APPARATUS



PNO-2014
KG/M 0,331

MP-MKS-024







C50

ELEGANT SERİSİ CAM TAŞIYICI
ELEGANT GLASS SERIES CARRIER



Elegant serisi yüksek mimari standarttaki yapıların değerine, sağlamlığı ve estetiği ile değer katar. Alüminyum matelyalden üretilen zemin bağlantıları cam ile zemin arasında tutunmayı sağlar. Sistem 12mm, 16mm ve 20mm kalınlıkta temperli ve lamine cam için uygundur.

Sistem 6 metre ve değişik renklerde seçenekleri olan kapaklar ile kapatıldığı zaman standart korkuluklarla karşılaştırıldığında yüksek standartlardaki yapılarda fark yaratır.

Korkulukta en yeni, en güvenli sistem:
Sınırsız görüş
Estetik dizayn
Kolay temizleme

MP-C50/6548

15 CM CAM TAŞIYICI / ADET
15 CM GLASS CARRIER/
PIECE



MP-C50/6596

SİSTEM KAPAĞI (6 MT)
SYSTEM CAP



MP-C50/6577

SİSTEM KAPAĞI (6 MT)
SYSTEM CAP



MP-C50/6549

SİSTEM KAPAĞI (6 MT)
SYSTEM CAP



MP-C50/6549K

BAŞLANGIÇ VE BİTİŞ KAPAĞI
STARTING AND ENDING CAP



MP-C50/6577K

BAŞLANGIÇ VE BİTİŞ KAPAĞI
STARTING AND ENDING CAP



MP-C50/6596K

BAŞLANGIÇ VE BİTİŞ KAPAĞI
STARTING AND ENDING CAP



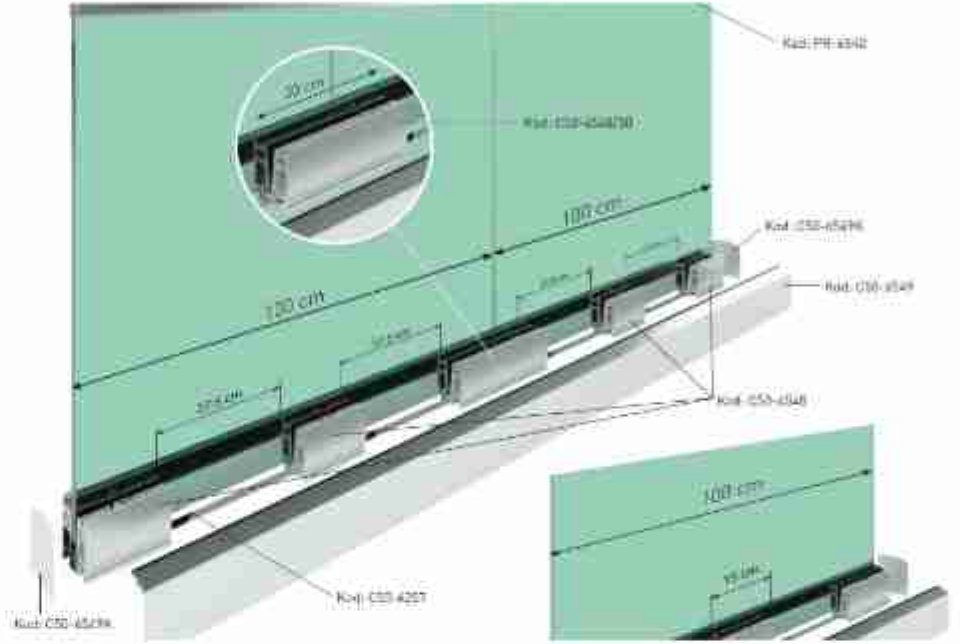
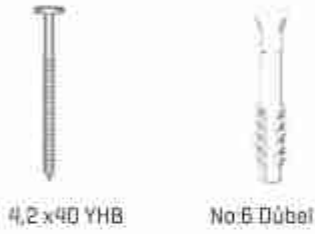
MP-C50/6549B

BAŞLANGIÇ VE BİTİŞ KAPAĞI
STARTING AND ENDING CAP



MP-C50/1

OPSİYONEL SİSTEM PARÇALARI
OPTIONAL SYSTEM PARTS



MP-C50/6549D
KÖŞE DÖNÜŞ



MP-C50/6548/45DG
HAZIR KÖŞE BİRLEŞTİRME



MP-C50/6548/90DG
HAZIR KÖŞE BİRLEŞTİRME



MP-C50/6549B
PROFİL BİRLEŞTİRME KAPAĞI



C50 ELEGANT SERİ SİSTEME DAHİL PARÇALAR



MP-CB01



Ürün Adı	Birim	Paket	Kg.
<i>Product Name</i> Наименование	<i>Unit</i> Кол-тво	<i>Package</i> Уп-кө	<i>Kilogram</i> КГ
Plastik Teker (Kilitliiz)	100	Ad	0,6
<i>Plastic Wheel (Unlocked)</i>	100	Pcs	0,6
	100	Шт	0,6

MP-CB02



Ürün Adı	Birim	Paket	Kg.
<i>Product Name</i> Наименование	<i>Unit</i> Кол-тво	<i>Package</i> Уп-кө	<i>Kilogram</i> КГ
Alüminyum Teker (Kilitliiz)	100	Ad	
<i>Aluminum Wheel (Unlocked)</i>	100	Pcs	
	100	Шт	

MP-CB03



Ürün Adı	Birim	Paket	Kg.
<i>Product Name</i> Наименование	<i>Unit</i> Кол-тво	<i>Package</i> Уп-кө	<i>Kilogram</i> КГ
Plastik Teker (Kilitli)	100	Ad	
<i>Plastic Wheel (With Lock)</i>	100	Pcs	
	100	Шт	

MP-CB04



Ürün Adı	Birim	Paket	Kg.
<i>Product Name</i> Наименование	<i>Unit</i> Кол-тво	<i>Package</i> Уп-кө	<i>Kilogram</i> КГ
Alüminyum Teker (Kilitli)	100	Ad	
<i>Aluminum Wheel (With Lock)</i>	100	Pcs	
	100	Шт	

MP-CB05



Ürün Adı	Birim	Paket	Kg.
<i>Product Name</i> Наименование	<i>Unit</i> Кол-тво	<i>Package</i> Уп-кө	<i>Kilogram</i> КГ
Plastik Bitiş Kapağı	100	Ad	
<i>Plastic Finish Cover</i>	100	Pcs	
	100	Шт	

MP-CB06



005 740

Ürün Adı	Birim	Paket	Kg.
<i>Product Name</i> Наименование	<i>Unit</i> Кол-тво	<i>Package</i> Уп-ке	<i>Kilogram</i> КГ
Dikme Plastiği	100	Ad	
<i>Plastic Saving</i>	100	Pes	
	100	Шт	

MP-CB07



005 740

Ürün Adı	Birim	Paket	Kg.
<i>Product Name</i> Наименование	<i>Unit</i> Кол-тво	<i>Package</i> Уп-ке	<i>Kilogram</i> КГ
Orta Plastik Kapak	100	Ad	
<i>Plastic Cover</i>	100	Pes	
	100	Шт	

MP-CB08



005 740

Ürün Adı	Birim	Paket	Kg.
<i>Product Name</i> Наименование	<i>Unit</i> Кол-тво	<i>Package</i> Уп-ке	<i>Kilogram</i> КГ
90° Plastik Kapak	100	Ad	
<i>Plastic Cover 90°</i>	100	Pes	
	100	Шт	

MP-CB09



005 740

Ürün Adı	Birim	Paket	Kg.
<i>Product Name</i> Наименование	<i>Unit</i> Кол-тво	<i>Package</i> Уп-ке	<i>Kilogram</i> КГ
22,5° Plastik Kapak	100	Ad	
<i>Plastic Cover 22,5°</i>	100	Pes	
	100	Шт	

MP-CB10



005 740

Ürün Adı	Birim	Paket	Kg.
<i>Product Name</i> Наименование	<i>Unit</i> Кол-тво	<i>Package</i> Уп-ке	<i>Kilogram</i> КГ
Plastik Kilit	100	Ad	
<i>Plastic Lock</i>	100	Pes	
	100	Шт	

MP-CB11



Ürün Adı	Birim	Paket	Kg.
Product Name	Unit	Package	Kilogram
Наименование	Кол-тво	Уп-ке	КГ
Plastik Boyunuz	100	Ad	
Plastic Folded Guide	100	Pcs	
	100	Шт	

MP-CB12



Ürün Adı	Birim	Paket	Kg.
Product Name	Unit	Package	Kilogram
Наименование	Кол-тво	Уп-ке	КГ
Plastik Çıkış Yolu Kapağı	100	Ad	
Plastic Wheel Exit	100	Pcs	
	100	Шт	

MP-CB13



Ürün Adı	Birim	Paket	Kg.
Product Name	Unit	Package	Kilogram
Наименование	Кол-тво	Уп-ке	КГ
1 li Plastik Park	100	Ad	
1li/2li Screening Corner Check For Window 90°	100	Pcs	
Plastic Single Stopper	100	Шт	

MP-CB14



Ürün Adı	Birim	Paket	Kg.
Product Name	Unit	Package	Kilogram
Наименование	Кол-тво	Уп-ке	КГ
3 lu Plastik Park	100	Ad	
Plastic Trio Stopper	100	Pcs	
	100	Шт	

MP-CB15



Ürün Adı	Birim	Paket	Kg.
Product Name	Unit	Package	Kilogram
Наименование	Кол-тво	Уп-ке	КГ
5 li Plastik Park	100	Ad	
Plastic Quintet Stopper	100	Pcs	
	100	Шт	

MP-CB16



0035 1040

Ürün Adı

Product Name
Наименование

7 li Plastik Park

Plastic Seven Stopper

Birim

Unit
Кол-тво

100

100

100

Paket

Package
Уп-ка

Ad

Pes

Шр

Kg.

Kilogram
КГ

MP-CB17



0035 7100

Ürün Adı

Product Name
Наименование

9 lu Plastik Park

Plastic Nine Stopper

Birim

Unit
Кол-тво

100

100

100

Paket

Package
Уп-ка

Ad

Pes

Шр

Kg.

Kilogram
КГ



MP-1762
Q40'lık
Pleksi Dikme
Dekoru



MP-1761
Q40'lık
Pleksi Dikme
Dekoru




MP-1597
16'lık
Dekorlu
Kristal Tapa



MP-1760
Q40'lık
Pleksi Dikme
Dekoru

DESENLİ KÜPEŞTE ÖRNEKLERİ DECORATIVE HANDRAILS SAMPLES





MP-2601



MP-2602



MP-2650
BABEL



MP-2701



MP-2801



MP-2702-Ø80



MP-2703-Ø80



MP-2806-Ø100



MP-2705



MP-2706-Ø80



MP-2707-Ø80

100 İLK PASLANMAZ AKSESUARLI PLEKSLİ BABALAR



MP-2804



MP-2805-Ø100



MP-2609-Ø65



MP-2620-Ø50



MP-2709-Ø80



MP-2709A



MP-2711-Ø80



MP-2712-Ø80



MP-2713-Ø80



MP-2715-Ø80



MP-2807-Ø100



MP-2855-Ø130



MP-2856-Ø130



MP-2857-Ø130



MP-2858-Ø130



MP-2859-Ø130



Alüminyum rəng standartları: 01 02 03 04 05



MP-2503



MP-2510



MP-2551



MP-2552



MP-HALAB
2512



MP-2507



HA-BAGHDAD
2513



MP-2556



MP-2562
BAGHDAD

Alışıp Akışsızları Fleksi Dikmeler



MP-2580
BABEL



MP-2559



MP-2515



MP-2516



MP-2561
HALAB



MP-2517



MP-2518



MP-2519



MP-2524



MP-2526



MP-2528



MP-2530



MP-2532



MP-2533



MP-2534



MP-2535



MP-2536



MP-2537



MP-2538



MP-2950

Ø 80x100

Pleksli Topuz



MP-2997

Ø 65x80

İnci Topuz



MP-2978

Ø 65x80

Pleksli Topuz






SİNEKLİK ÜRÜNLER

FLYSCREEN ACCESSORIES

MP51-9016

STOR GÖVDE PROFİLİ 1,60
M. - 6 MT.



MP51-9024

STOR GÖVDE PROFİLİ 2,40
M. - 6 MT



MP51-9030

STOR YAN RAY
6MT



MP51-9040

YATAY STOR KİLİTLEME
PROFİLİ 4,5 M



MP51-9050

STOR AKSESUARLI
TAKIM 50 TK



MP51-9060

MIKNATIS (YATAY VE DUBLE
STORLAR İÇİN) 2,25MT.



MP51-VR69-800

STOR YAN RAY KİL FİTİLİ
200 MT



MP52-9055

FREN
50 AD



DUBLE YATAY PİLELİ KAPI



YATAY PİLELİ KAPI



DİKEY PİLELİ PENCERE

MP-S2401

PİLELİ ORTA HAREKETLİ
PROFİL 6 MT



MP-S2402

PİLELİ DİKEY KASALI PROFİL
40X20 6 MT



MP-S2403

PİLELİ YATAY KASALI PROFİL
40X20 6 MT



MP-S2448

PİLELİ DİKEY DAR KASALI
PROFİL 20X12 6 MT



MP-S2449

PİLELİ YATAY DAR KASALI
PROFİL 28X12 6 MT



MP-S2526

PİLELİ KANAL KAPAK PROFİL
6 MT



MP-S2525

PİLELİ AKSESUAR TAKIM
50 TK



MP-S2550

PVC BANT (ÇİTA)
19MMX100MT 1 AD



MP-S2575

BOBİN 1.1MMX400MT
1 AD



MP-S2580

ÇİFT TARAFLI BANT
19MMX50MT 1 AD



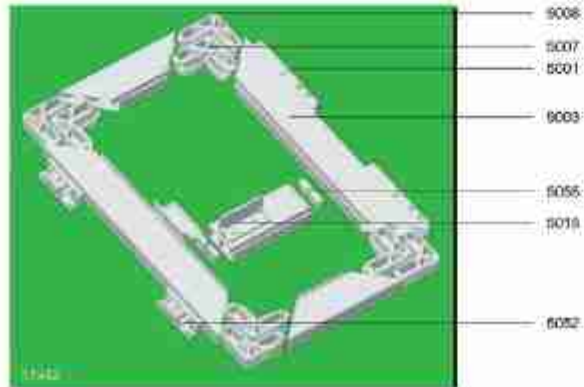
MP-S2812

KÖŞE TAKOZU 28X12
50 AD.



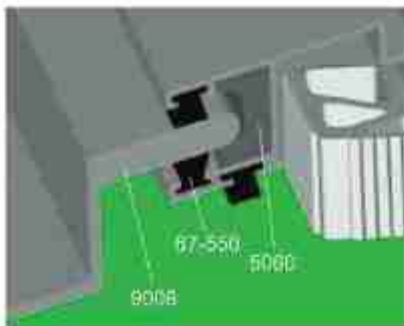
MP-S2840

KÖŞE TAKOZU 40X20
30 AD.



Montajlı Kapı Sineklik

17x42



MP53-5001

SİNEKLİK MENTEŞESİ
PENCERE - KAPI İÇİN PLST.
MANDAL 17X25 - 17X42 100 AD.



MP53-5002

SİNEKLİK MENTEŞESİ
10*20-17*25



MP52-5003

SİNEKLİK KÖŞE TAKOZU
PENCERE İÇİN 45° 10X20
100 AD.



MP52-5004

SİNEKLİK KÖŞE TAKOZU
PENCERE İÇİN 90° 10X20
100 AD.



MP52-5004 SS

SİNEKLİK KÖŞE TAKOZU
PENCERE İÇİN 90° 10X20
100 AD.



MP52-5005

SİNEKLİK KÖŞE TAKOZU
PENCERE İÇİN
90° 10X25



MP52-5006 S

KÖŞE TAKOZU PENCERE VE
KAPI İÇİN
90° 17X25



MP52-5006

KÖŞE TAKOZU PENCERE VE
KAPI İÇİN
90° 17X25



MP52-5007

SİNEKLİK KÖŞE TAKOZU
PENCERE VE KAPI İÇİN
45° 17X25 - 17X42 100 AD.



MP52-5008

SİNEKLİK KÖŞE TAKOZU
PENCERE VE KAPI İÇİN
45° 17X25 - 17X42 100 AD.



MP52-5008/A

KÖŞE TAKOZU İÇE
AÇILIR KAPI İÇİN
45° 100 AD.



MP52-5009

SİNEKLİK KÖŞE TAKOZU
KAPI İÇİN
90° (20X40) 30 AD.



MP52-5010

SİNEKLİK KÖŞE TAKOZU
KAPI İÇİN
60° (17X42) 50 AD.




MP52-5060

SÜRME SİNEKLİK
RULMANI
100 AD.



MP52-5012/1

SİNEKLİK KÖŞE MUKAVEMET
TAKOZU KAPI İÇİN
(17X25 - 17X42) 100 AD



MP52-5013

SİNEKLİK TUTMA KOLU
(17X25 - 17X42)
100 AD



MP52-5014

SİNEKLİK TUTMA KOLU MAXİ
(17X42)
100 AD



MP52-5015

SİNEKLİK TUTMA KOLU
(17X25 - 17X42)
100 AD



MP52-5016

SİNEKLİK TUTMA KOLU
(10X20)
100 AD



MP-5017

SİNEKLİK TUTMA KOLU
(10X20 - 17X25)
100 AD



MP52-5018

SÜRME SİNEKLİK HAVUZ KOL
100 AD



MP52-5019

SİNEKLİK TUTMA KOLU
(17X25 - 17X42)
50 AD



MP52-5020

SABİT SİNEKLİK TUTMA
HALKASI (ŞEFFAF) (10X20 -
10X25 - 17X25) 100 AD



MP52-5021

SABİT SİNEKLİK TUTMA
HALKA ALTI
(10X20 - 17X25) 100 AD



MP53-5022

SABİT SİNEKLİK BAĞLAMA
PABUCU 4'LÜ TK.
(10X20 - 10X25) 25 TK



MP53-5023

SABİT SİNEKLİK BAĞLAMA
PABUCU 4'LÜ TK.
(17X25) 25 TK



MP-5024^{6MM}

SABİT SİNEKLİK TIRNAK TK.
4'LÜ TK. (PASL. ÇELİK) ALM
DOĞRAMALAR İÇİN 30 TK



MP52-5024/1^{16MM}

SABİT SİNEKLİK TIRNAK TK.
4'LÜ TK. (PASL. ÇELİK) PVC
DOĞRAMALAR İÇİN 30 TK



MP52-5024/2^{20MM}

SABİT SİNEKLİK TIRNAK TK.
4'LÜ TK. (PASL. ÇELİK) PVC
DOĞRAMALAR İÇİN 30 TK



MP57-06/MP57-07-5025

SİNEKLİK FİTİLİ (GERGİ
KORDONO) 100 MT



MP-5050

SİNEKLİK KİLİDİ İTHAL
30 AD



MP53-5051

SİNEKLİK KİLİDİ
MİKNATISLI
100 AD.



MP52-5052

SİNEKLİK KİLİDİ PENCERE
KAPI İÇİN 17X25 - 17X42
100 AD.



MP52-5053

SİNEKLİK KİLİDİ PENCERE
İÇİN 10X20 - 10X25
100 AD.




MP52-5054

ARAKAYIT BAĞLANTI
ELEMANI PENCERE İÇİN
10X25 100 AD.




MP-5055

ARAKAYIT BAĞLANTI
ELEMANI KAPI İÇİN
17X42 17X25 30 AD.



MP52-5056

ARAKAYIT BAĞLANTI
ELEMANI
10X20 100 AD.



MP52-5070

FİTİL TAKMA
APARATI
8 AD.



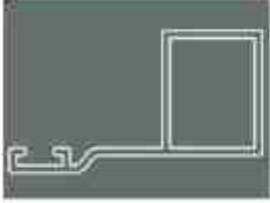
MP52-5000

MENTEŞELİ KÖŞE
TAKOZU
ÖZEL ÜRETİM



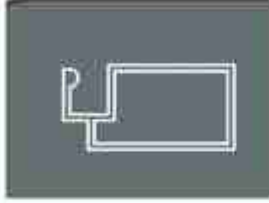
MP54-9000/1

İÇE AÇILIR KASA PROFİLİ
[17X25] 6 MT



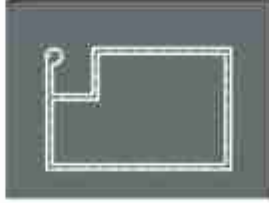
MP54-9004

SABİT - MENTEŞELİ KANAT
PROFİL 10X20 6 MT



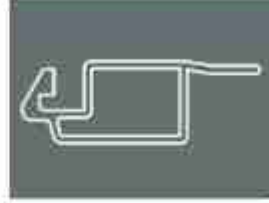
MP54-9001

MENTEŞELİ KANAT PROFİLİ
17X25 6 MT



MP54-9004 SS

SABİT KANAT PROFİLİ
10X20 6 MT




MP54-9002

KUTU KASA PROFİLİ
40X20 6 MT



MP54-9005

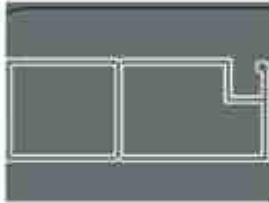
SABİT KANAT PROFİLİ
[10X25] 6 MT



FIXED SASH PROFILE

MP54-9003

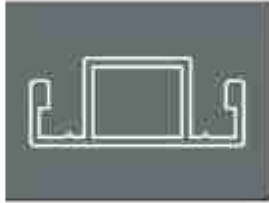
KAPI KANAT PROFİLİ
[17X42] 6 MT



DOOR SASH PROFILE

MP54-9006

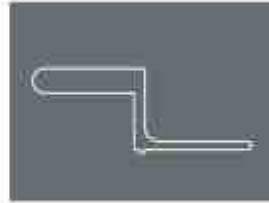
SABİT ARAKAYIT PROFİLİ
[10X25] 6 MT



FIXED INTERMEDIATE PROFILE

MP54-9007

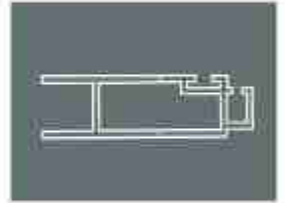
SÜRME RAY PROFİLİ
ALÜMİNYUM İÇİN 6 MT



ALUMINUM SLIDING RAIL
PROFILE

MP54-9011

SÜRME KANAT PROFİLİ
6 MT



SLIDING SASH PROFILE

MP54-9008

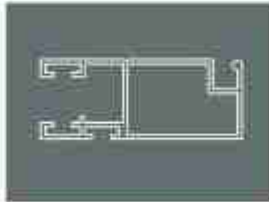
SÜRME RAY PROFİLİ PVC
İÇİN 6 MT



PVC SLIDING RAIL
PROFILE

MP54-9012

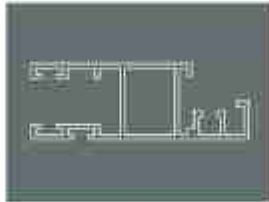
SÜRME KANAT PROFİLİ
17X42 6 MT



SLIDING SASH PROFILE

MP54-9009

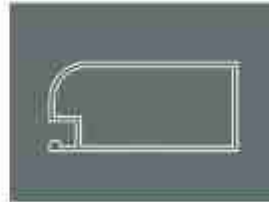
SÜRME KANAT PROFİLİ
17X42 6 MT



SLIDING SASH PROFILE

MP54-9013

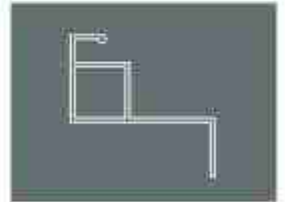
MENTEŞELİ KANAT PROFİLİ
KAPI İÇİN 40X20 6 MT



HINGED SASH PROFILES

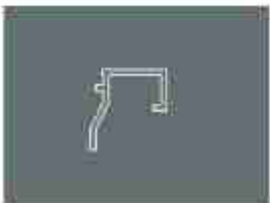
MP54-9014

SABİT TAKMALI PROFİL
6 MT



MP54-9010

SÜRME KANAT ÇİTA PROFİLİ
6 MT



SLIDING SASH LATH
PROFILE

MP-70008

PERVAZMATİK 10X20MM
20 AD CORNICE PLUG



MP-70032

DENİZLİK KAPAĞI 42 CM
ALÜMİNYUM İÇİN 150 AD



MP-70042

DENİZLİK KAPAĞI 42 CM
150 AD



MP-70016

SÜRME SIZDIRMAZLIK
TAKOZU 40 AD



SLIDING SEALING
WEDGE

MP-70062

DENİZLİK KAPAĞI 82 CM
PVC İÇİN 150 AD



MP54-9080

FİBERGLASS TÛL - GRİ 24 M²
80CM X 30M
1 pk 6 Rulo

MP54-9120

FİBERGLASS TÛL - GRİ 36 M²
120CM X 30M
1 pk 6 Rulo

MP54-9160

FİBERGLASS TÛL - GRİ 48 M²
160CM X 30M
1 pk 6 Rulo



FİBERGLASS
SİNEKLİK TÛL

MP54-9100

FİBERGLASS TÛL - GRİ 30 M²
100CM X 30M
1 pk 6 Rulo

MP54-9140

FİBERGLASS TÛL - GRİ 42 M²
140CM X 30M
1 pk 6 Rulo

MP57-59 / MP57-58 KİL FİTİLLER



PB-48-450-4P
2000 MT

PB-67-550-4P
1400 MT

PB-67-700-4P
1100 MT

PB-67-1200-4P
600 MT

PB-48-800-4P
1100 MT

PB-67-600-4P
1300 MT

PB-67-800-4P
900 MT

PB-67-1500-4P
600 MT

PB-48-1200-4P
600 MT

PB-67-650-4P
1100 MT

PB-67-1000-4P
600 MT

PB-67-1800-4P
500 MT

MP57-59 ASETATLI PVC SÜRME FİTİLLERİ



MP57-59/12

FN-51-650-4P 1200 MT

MP57-59/13

FN-70-700-4P 900 MT

MP57-59/3-2(HE-9100)

FN-67-550-4P 1000 MT



DIŐ CEPHE ÜRÜNLERİ

EXTERIOR FACADE PRODUCTS

MP09-05

SANDWICH PANEL



MP09-02

MASTER PANEL



MP09-04

TRAPEZ LEVHA TRAPEZE SHEETS



MP41-20/8/3

ALÇIPAN DÜBELİ PLASTERBOARD ANCHOR



MP09-06

PLASTİK LAMBIRI PROFİLİ
PLASTIC LUMBER PROFILE



MP09-01

POLYCARBONAT
POLYCARBONATE



MP41-20/8/2

İZOLASYON ÇİVİSİ
INSULATION NAIL



MP42-34/1

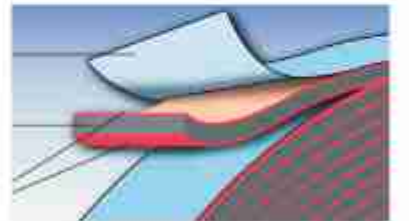
BUHAR DENGELİYİCİ BANT
STEAM BALANCING TAPE



1 Ad 25mt

MP42-27/1

MESAFE BELİRLEME



1 Pk 36 Rulo 9,5kg

MP42-25

KÖRKASA BANTI 1 Ad 33-20mt



TAPE FOR BLIND FRAME

MP42-26

ÇİFT TARAFLI BANT 1 Ad 25mt



DOUBLE SIDED TAPE

MP42-29

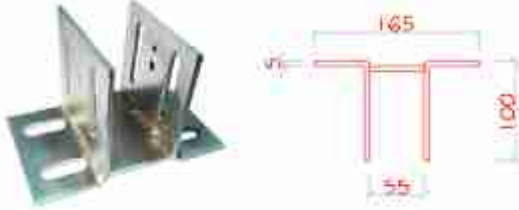
ALÜMİNYUM BUTİL BANT 1 Ad 10mt



ALUMINIUM BUTYL TAPE

MP60-05

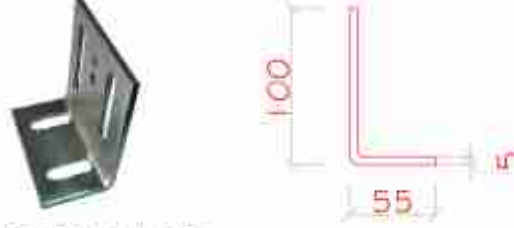
U ANKRAJ U ANCHORS



65*100 1 Ad. 1,10kg
65*80 1 Ad. 0,88kg
65*120 1 Ad. 1,3kg
65*150 1 Ad. 1,5kg
65*200 1 Ad. 1,80kg

MP60-06

L ANKRAJ L ANCHORS



65*100 1 Ad. 0,46kg
65*80 1 Ad. 0,4kg
65*120 1 Ad. 0,54kg
65*150 1 Ad. 0,65kg

MP60-02/1-20

İNOX YSB VİDA İNOX YSB SCREWS



MP60-08

KLİPSLİ DÜBEL

M10 * 80 1 Ad. 0,044 GR
M12 * 110 1 Ad. 0,085 GR



MP60-10

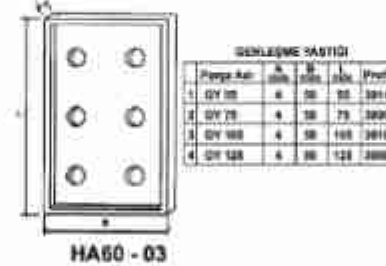
SAPLAMA TAKIMI
NUT KIT

M10*110 1 Ad. 0,080 GR
M10*90 1 Ad. 0,075 GR



MP60-03

GENLEŞME YASTIĞI



HA60 - 03

MP59-05/1

DERZ SOSİS FİTİL
JOINT SAUSAGE
BASKET



MP60-Y60/1

1 Pk 150m² 15kg

TYVEK



MP60-Y11

150 * 50 1 Pk 60kg

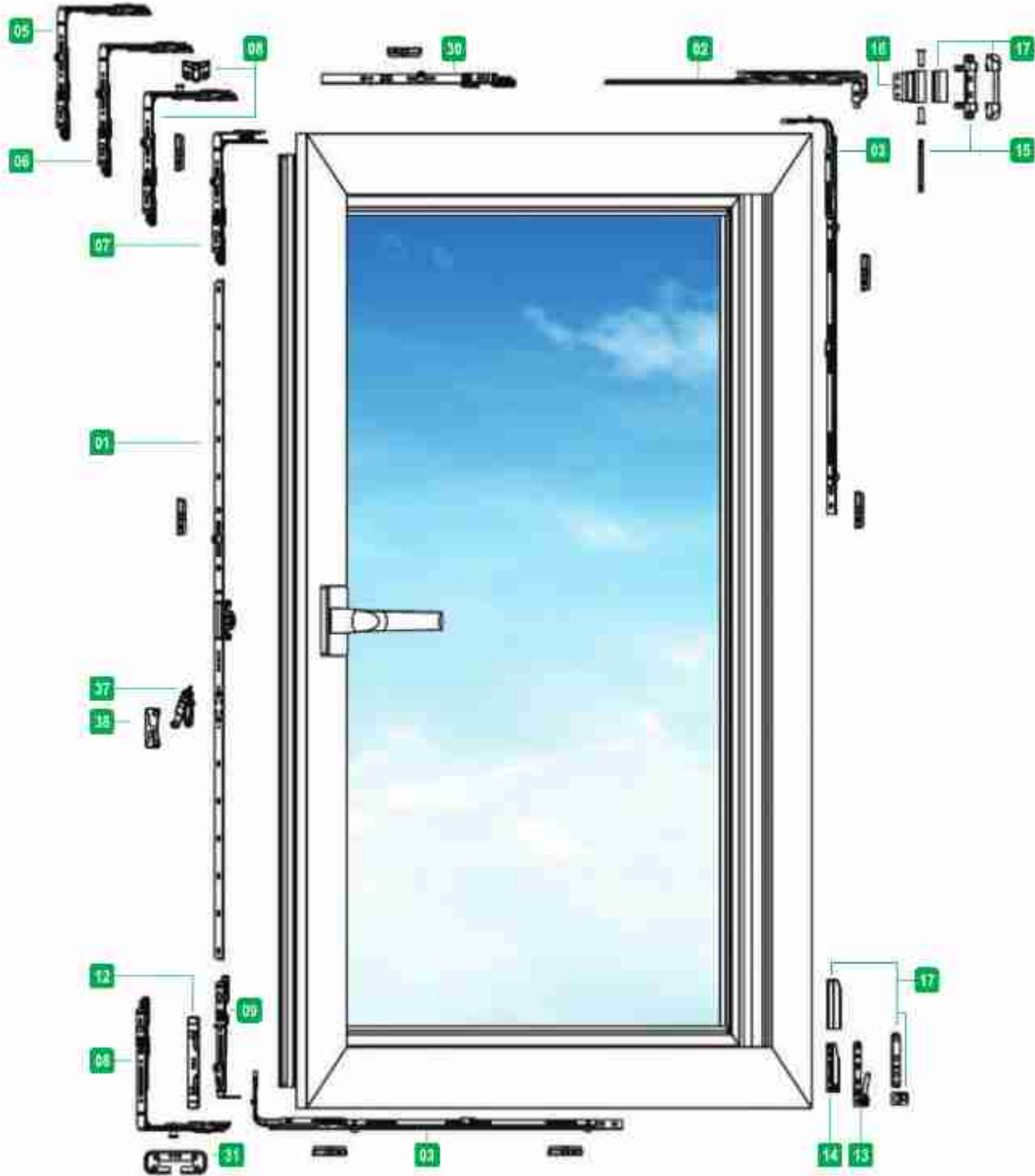
MEMBRAN






PVC KAPI VE PENCERE AKSESUARLARI

*PVC DOOR AND WINDOW
ACCESSORIES*






MP28-11

Lüks Paralel Sürme Sistemi Yön ve Ölçülendirme Grafiği		Kanat Geniřliđi (mm)			
		600-900	900-1200	1200-1500	1500-1800
Kanat Yüksekliđi (mm)	700-1200	TSS 1930 -A	TSS 2630 -A	TSS 3430 -F	TSS 3430 -A
	900-1400	TSS 1930 -B	TSS 2630 -B	TSS 3430 -G	TSS 3430 -B
	1200-1700	TSS 1930 -C	TSS 2630 -C	TSS 3430 -H	TSS 3430 -C
	1700-2200	TSS 1930 -D	TSS 2630 -D	TSS 3430 -K	TSS 3430 -D
	2200-2600	TSS 1930 -E	TSS 2630 -E	TSS 3430 -L	TSS 3430 -E

2mt Klasik 1 Tk 5,44kg
 2mt Lüks 1 Tk 8kg
 3mt Klasik 1 Tk 6,37kg
 3mt Lüks 1 Tk 9kg





MP26-02/2

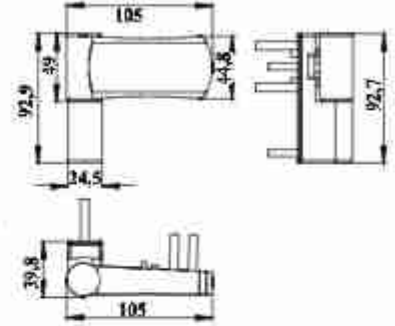
1 Pk 24 Adet 15,60kg

Zamak Ayarlı Kapı Mentеше Aksis

Zinc 3D Adjustable Door Hinge Aksis

ЦИНКОВАЯ РЕГУЛ. ДВЕРНАЯ ПЕТЛЯ AKSIS

مفصلة باب زنك متعدد الضبط



MP26-02/3

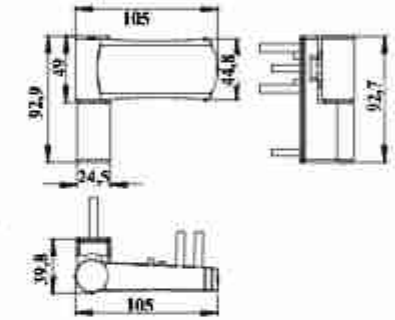
1 Pk 24 Adet 10,55kg

Alüminyum Ayarlı Kapı Mentеше Aksis

Aluminium 3D Adjustable Door Hinge Aksis

АЛЮМИНИЕВАЯ РЕГУЛ. ДВЕРНАЯ ПЕТЛЯ AKSIS

مفصلة باب الالمنيوم متعدد الضبط



MP26-03/2

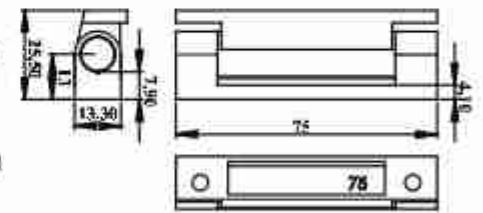
1 Pk 150 Adet 11,85kg

Zamak 75'lik Pencere Mentешesi Eko

Zinc Window Hinge 75mm Economic

ЦИНКОВАЯ ОКОННАЯ ПЕТЛЯ 75MM

مفصل شباك اقتصادي 75



MP26-03/1/6

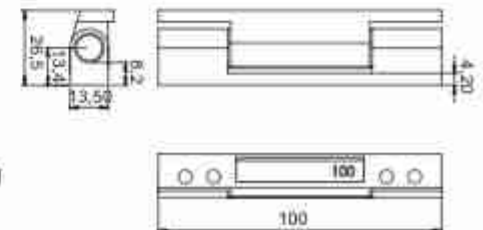
1 Pk 150 Adet 16,5kg

Zamak 100mm Kapı Mentешesi Eko

Zinc Door Hinge 100mm Economic

ЦИНКОВАЯ ДВЕРНАЯ ПЕТЛЯ 100MM

100mm مفصل باب - زنك





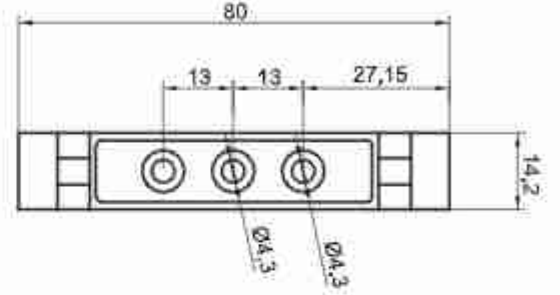
MP26-03/6
80 MM TAK-PRATİK PENCERE
MENTEŞESİ

80MM PRACTICAL DOOR
HINGE

Koli İçi Adet / Quantity per Box
200 ad/pcs

Koli Ebadı / Box Dimension
170x250x300 mm

Koli Ağırlığı / Box Weight
15,35 kg



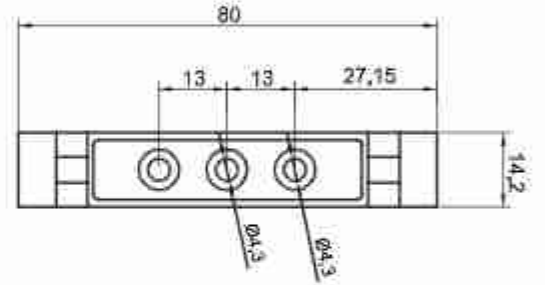
MP26-03/6-1
80 MM TAK-PRATİK TIRNAKLI PENCERE
MENTEŞESİ

80MM PRACTICAL DOOR
HINGE WITH FINGER USE

Koli İçi Adet / Quantity per Box
200 ad/pcs

Koli Ebadı / Box Dimension
170x250x300 mm

Koli Ağırlığı / Box Weight
17,70 kg



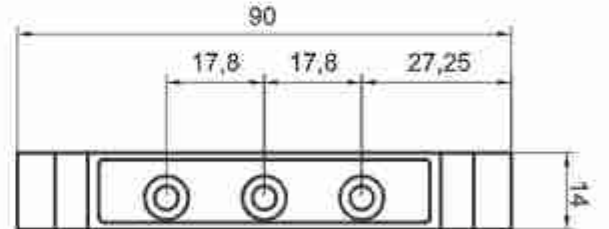
MP26-03/7
90 MM TAK-PRATİK KAPI MENTEŞESİ

90MM PRACTICAL DOOR
HINGE

Koli İçi Adet / Quantity per Box
200 ad/pcs

Koli Ebadı / Box Dimension
170x250x300 mm

Koli Ağırlığı / Box Weight
17,95 kg





MP30-06/M1

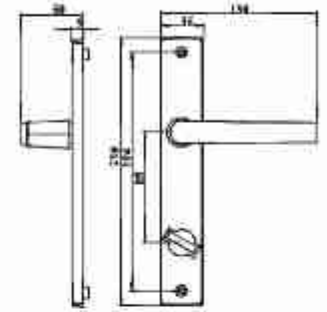
1 Pk 40 Adet 19,75kg

Alüm. Mesut WC 85 Geniş (35mm) Yaylı Kapı Kolu (Baretsiz)

Al. Mesut 85mm WC/Wide (35mm) Springed Door Handle

АЛЮМИНИЕВАЯ РУЧКА MESUT 85-WC 35мм С ПРУЖИНКОЙ

مقبض المنيوم باب حمام 85 مم عرض 35 مم نوع Mesut



MP30-06/M

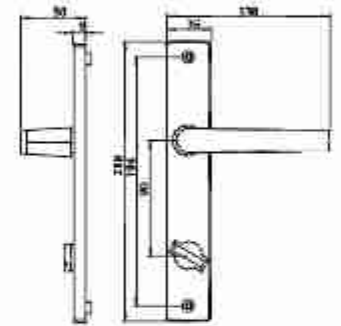
1 Pk 40 Adet 19,50kg

Alüm. Mesut WC 35mm Geniş Yaylı Kapı Kolu

Al. Mesut WC Wide (35mm) Springed Door Handle

АЛЮМИНИЕВАЯ РУЧКА MESUT WC 35мм С ПРУЖИНКОЙ

مقبض المنيوم باب حمام عرض 35 مم نوع Mesut



MP30-05/M

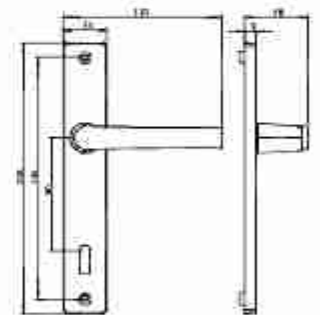
1 Pk 40 Adet 17,60kg

Alüm. Mesut Oda-Geniş (35mm) Yaylı Kapı Kolu

Al. Mesut Room-Wide (35mm) Springed Door Handle

АЛЮМИНИЕВАЯ РУЧКА МЕЖКОМНАТНАЯ С ПРУЖИНОЙ ШИРОКАЯ-35мм

مقبض المنيوم باب بفتح عرض 35 مم نوع Mesut



MP30-04/M1

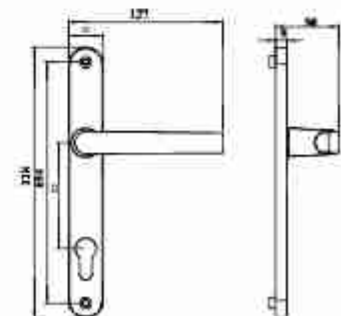
1 Pk 40 Adet 17,77kg

Alüm. Mesut 92-Geniş (35mm) Yaylı Kapı Kolu

Al. Mesut 92mm-Wide (35mm) Springed Door Handle

АЛЮМИНИЕВАЯ РУЧКА MESUT 92mm 35мм С ПРУЖИНКОЙ

مقبض المنيوم باب محور 92 مم عرض 35 مم نوع Mesut





MP30-04/M

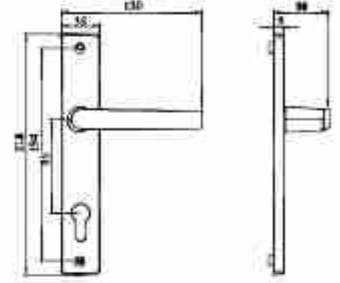
1 Pk 40 Adet 17,33kg

Alüm. Mesut 85 Eksen Geniş (35mm) Yaylı Kapı Kolu

Al. Mesut 85 Axial Wide (35mm) Springed Door Handle

АЛЮМИНИЕВАЯ РУЧКА MESUT 85 35мм С ПРУЖИНКОЙ

مقبض المصنوع باب محور 85 مم عرض 35 مم نوع Mesut



MP29 -10

1 Pk 40 Adet 14,70kg

Plastik Yale Kapı Kolu Demirli (Sac Aynalı)

Plastic Door Handle Yale Anchored (Metal in Plate)

Пластиковая дверная ручка со стержнем (усиленная) (Stronger)



MP29 -11

1 Pk 40 Adet 14,70kg

Plastik Oda Kapı Kolu Demirli (Sac Aynalı)

Plastic Interior Door Handle Anchored (Metal in Plate) (Stronger)

Пластиковая ручка межкомнатной двери со стержнем (усиленная)



MP29 -12

Plastik WC Kapı Kolu Demirli (Sac Aynalı)

Plastic WC Door Handle Anchored (Metal in Plate) (Stronger)

Пластиковая ручка ванной двери со стержнем (усиленная)

1 Pk 40 Adet 16,40kg



MP29 -13

Plastik Baretsiz Wc kapı kolu demirli (Sac Aynalı)

Plastic Door Handle Not Cylinder Anchored (Metal in Plate)

Пластиковая дверная ручка со стержнем (усиленная) (Stronger)

1 pk 40 adet 16,40 kg



MP30-04/D

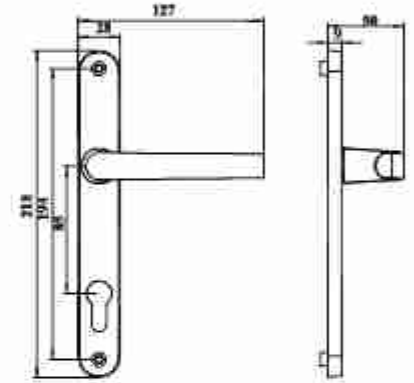
1 PK 40 ADET 16,300 KG

Alüm. Mesut 85 Eksen Dar (28mm) Yaylı Kapı Kolu

Al. Mesut 85mm Narrow (28mm) Springed Door Handle

АЛЮМИНИЕВАЯ РУЧКА MESUT 85
УЗКАЯ-28мм С ПРУЖИНКОЙ

مقبض المنيوم باب محور 85 مم عرض 28 مم نوع Mesut



MP30-05/D

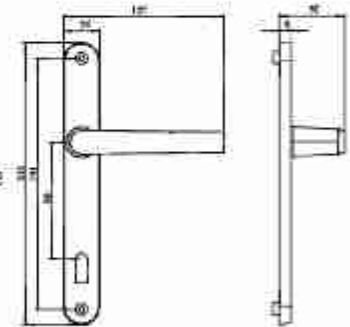
1 PK 40 AD 16,40 KG

Alüm. Mesut Oda-Dar (28mm) Yaylı Kapı Kolu

Al. Mesut Room-Narrow (28mm) Springed Door Handle

АЛЮМИНИЕВАЯ РУЧКА МЕЖКОМНАТНАЯ С ПРУЖИНКОЙ

مقبض المنيوم باب بفتح عرض 28 مم نوع Mesut



MP30-05/D1

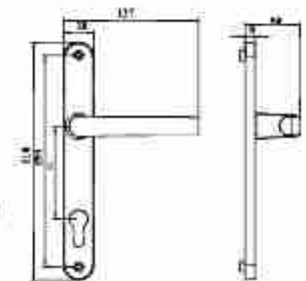
1 PK 40 ADET 17,25 KG

Alüm. Mesut 92-Dar (28mm) Yaylı Kapı Kolu

Al. Mesut 92mm-Narrow (28mm) Springed Door Handle

АЛЮМИНИЕВАЯ РУЧКА MESUT WC- 92 УЗКАЯ-28мм С ПРУЖИНКОЙ

مقبض المنيوم باب محور 92 مم عرض 28 مم نوع Mesut





MP30-06/D1

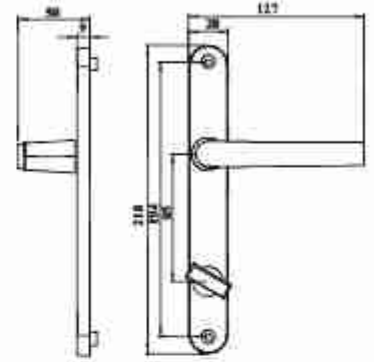
1 PK 40 AD 18,90 KG

Alüm. Mesut WC 85 Eksen-Dar (28mm)
Yaylı Kapi Kolu (Barolsiz)

Al. Mesut WC 85mm Narrow (28mm) Springed Door Handle

АЛЮМИНИЕВАЯ РУЧКА МЕСУТ WC-85
УЗКАЯ-28мм С ПРУЖИНКОЙ

مقبض المنبوع باب حمام محور 85 من 28 مم نوع Mesut



MP30-06/D

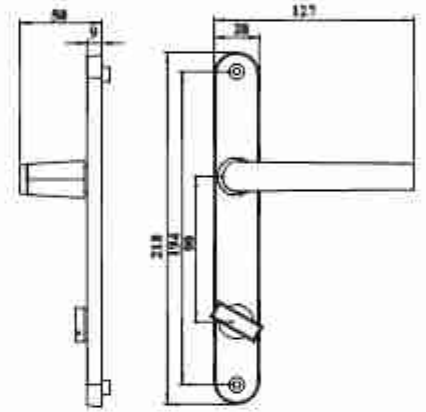
1 PK 40 ADET 18,4 KG

Alüm. Mesut WC 90 Eksen-Dar (28mm) Yaylı Kapi Kolu

Al. WC 90mm-Narrow (28mm) Springed Door Handle

АЛЮМИНИЕВАЯ РУЧКА МЕСУТ WC-90
УЗКАЯ-28мм С ПРУЖИНКОЙ

مقبض المنبوع باب حمام محور 90 مقطر من 28 مم نوع Mesut



MP30-06/D2
[31212012241034]

İBİZA GOLD KAPI KOLU

IBIZA GOLD DOOR HANDLE



MP30-06/D3
[31212012241039]

İBİZA BRONZE KAPI KOLU

IBIZA BRONZE DOOR HANDLE



MP30-06/D4
[31212012241031]

İBİZA CHROME KAPI KOLU

IBIZA CHROME DOOR HANDLE



MP29-16

Plastik Yale Kapı Kolu Demirli

Plastic Door Handle Yale Anchored
Металлопластиковая дверная ручка

1 Pk 30 Adet 8.05kg



MP29-17

Plastik Oda Kapı Kolu Demirli

Plastic Interior Door Handle Anchored
Металлопластиковая межкомнатная дверная ручка

1 Pk 30 Adet 8.15kg



MP29-18

Plastik WC Kapı Kolu Demirli

Plastic WC Door Handle Anchored
Металлопластиковая дверная ручка WC

1 Pk 30 Adet 9.55kg



MP30-04/V1

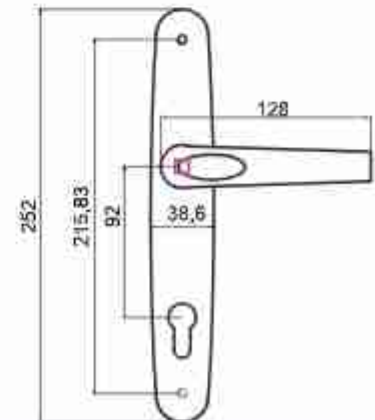
ALM KAPI KOLU İZMİR DELUXE

ALM IZMIR DELUXE DDDR
HANDLE

Koli İçi Adet / Quantity per Box
40 ad/pcs

Koli Ebadı / Box Dimension
380x550x215mm

Koli Ağırlığı / Box Weight
19,34 kg





MP29-01

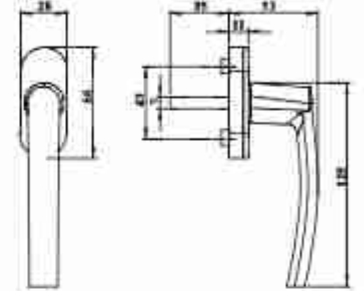
1 Pk 100 Adet 14,05kg

Alüminyum Mesut Pencere Kolu

Aluminium Mesut Window Handle

АЛЮМИНИЕВАЯ ОКОННАЯ РУЧКА Mesut

Mesut مقبض شباك المنبوع نوع



MP29-02

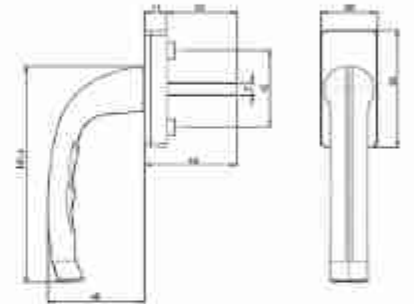
1 Pk 100 Adet 14,22kg

Alüminyum Mega Pencere Kolu

Aluminium Mega Window Handle

АЛЮМИНИЕВАЯ ОКОННАЯ РУЧКА MEGA

Mega مقبض شباك المنبوع نوع



MP29-04

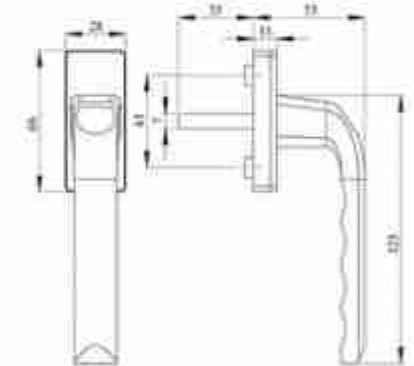
1 Pk 100 Adet 14,59kg

Alüminyum Pınar Pencere Kolu

Aluminium Pınar Window Handle

АЛЮМИНИЕВАЯ ОКОННАЯ РУЧКА Pınar

Pınar مقبض شباك المنبوع نوع



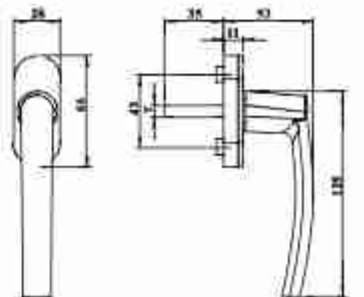
MP29-05

1 PK 200 AD 20 KG

Plastik Pencere Kolu " SILVER " Demirsiz

Plastic Window Handle " SILVER " Not Anchored

Пластиковая оконная ручка " SILVER " без стержня





MP29-05/1

1 PK 200 AD 15 KG

Plastik Pencere Kolu "FIESTA" Demirsiz

Plastic Window Handle "FIESTA" Not Anchored

Пластиковая оконная ручка "FIESTA"
без стержня



MP29-06

200 Adet 18kg

Plastik Pencere Kolu Demirsiz (Kademeli)

Plastic Window Handle Not Anchored (Stepped)

Пластиковая оконная ручка



MP29-07

1 PK 200 AD 21 KG

Plastik Pencere Kolu "FURKAN" Demirli

Plastic Window Handle "FURKAN" Anchored

Металлопластиковая оконная ручка «FURKAN»



MP29-08/6

ALM PENCERE KOLU ZERO SÜRME
ALM ZERO SLIDING WINDOW HANDLE

Koli içi Adet / Quantity per Box

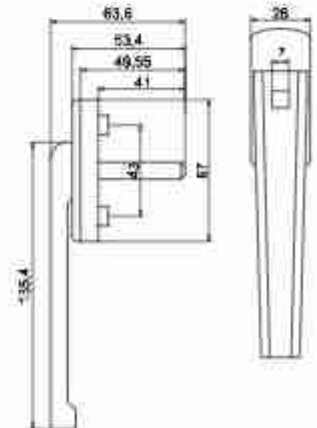
100 ad/pcs

Koli Ebadı / Box Dimension

380x580x185mm

Koli Ağırlığı / Box Weight

12,00 kg





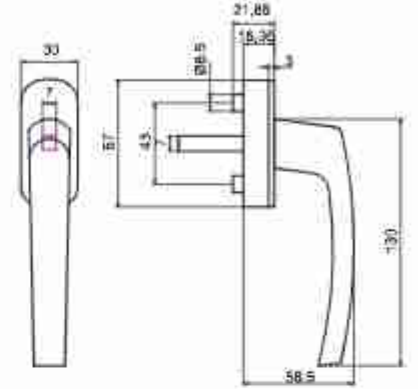
MP29-05/3

ALM PENCERE KOLU MİLANO AKUSTİK
ALM MILANO ACOUSTIC WINDOW
HANDLE

Koli İçi Adet / Quantity per Box
100 ad/pcs

Koli Ebadı / Box Dimension
350x580x185 mm

Koli Ağırlığı / Box Weight
19,00 kg



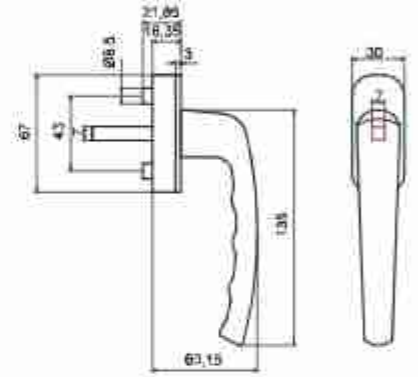
MP29-05/4

ALM PENCERE KOLU İBİZA AKUSTİK
ALM İBİZA ACOUSTIC WINDOW
HANDLE

Koli İçi Adet / Quantity per Box
100 ad/pcs

Koli Ebadı / Box Dimension
350x580x185 mm

Koli Ağırlığı / Box Weight
18,60 kg



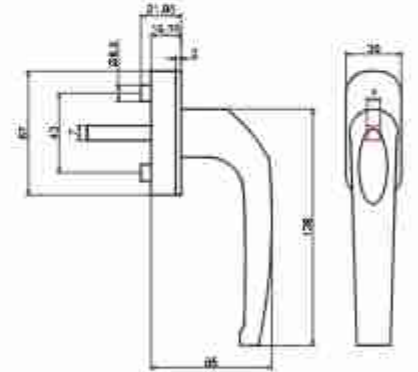
MP29-05/4-1

ALM PENCERE KOLU İZMİR AKUSTİK
ALM İZMİR ACOUSTIC WINDOW
HANDLE

Koli İçi Adet / Quantity per Box
100 ad/pcs

Koli Ebadı / Box Dimension
350x580x185 mm

Koli Ağırlığı / Box Weight
18,80 kg



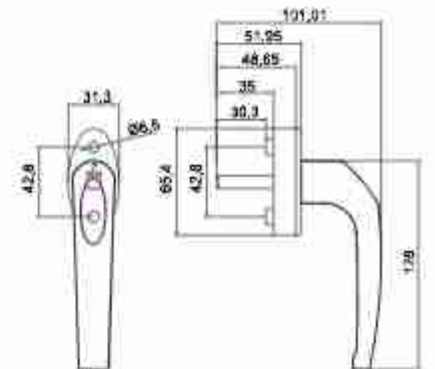
MP29-05/5

ALM PENCERE KOLU İZMİR DELUX
ALM İZMİR DELUXE WINDOW
HANDLE

Koli İçi Adet / Quantity per Box
100 ad/pcs

Koli Ebadı / Box Dimension
350x580x185 mm

Koli Ağırlığı / Box Weight
15,90 kg





MP29-05/6
[31313010000034]

ALM PENCERE KOLU İBİZA GOLD

1 PK 100 AD 17 KG

ALM İBİZA GOLD WINDOW HANDLE



MP29-05/7
[31313010000039]

ALM PENCERE KOLU İBİZA BRONZE

1 PK 100 AD 17 KG

ALM İBİZA BRONZE WINDOW HANDLE



MP29-05/8
[31313010000031]

ALM PENCERE KOLU İBİZA CHROME

1 PK 100 AD 17 KG

ALM İBİZA CHROME WINDOW HANDLE



MP29-01/H7

EGE AKUSTİK PENCERE KOLU

1 Pk 100 Ad. 19,80kg

EGE ACOUSTIC WINDOW HANDLE

MP29-01/H3

ALM PENCERE KOLU MEGA MİLANO AKUSTİK (ALÜ)

ALM ACOUSTIC MEGA MILANO WINDOW HANDLE

Koli İçi Adet/Quantity per Box: 50 ad/pcs

Koli Ebadı/Box Dimension: 350x580x185mm

Koli Ağırlığı/Box Weight: 13,10 Kg



MP29-01/H4

ALM PENCERE KOLU MEGA MİLANO AKUSTİK KİLİTLİ (ALÜ)

ALM ACOUSTIC MEGA MILANO WINDOW HANDLE WITH LOCK

Koli İçi Adet/Quantity per Box: 50 ad/pcs

Koli Ebadı/Box Dimension: 350x580x185mm

Koli Ağırlığı/Box Weight: 14,00 Kg





MP29-01/H6

ALM PENCERE KOLU SANTAFE (ALÜ)

ALM WINDOW HANDLE SANTAFE

Koli içi Adet/Quantity per Box: 50 ad/pcs
Koli Ebadı/Box Dimension: 350x580x185mm
Koli Ağırlığı/Box Weight: 12,95 Kg



MP29-01/H5

ALM PENCERE KOLU GRANADA (ALÜ)

ALM WINDOW HANDLE GRANADA

Koli içi Adet/Quantity per Box: 50 ad/pcs
Koli Ebadı/Box Dimension: 350x580x185mm
Koli Ağırlığı/Box Weight: 14,15 Kg



MP29-08/2

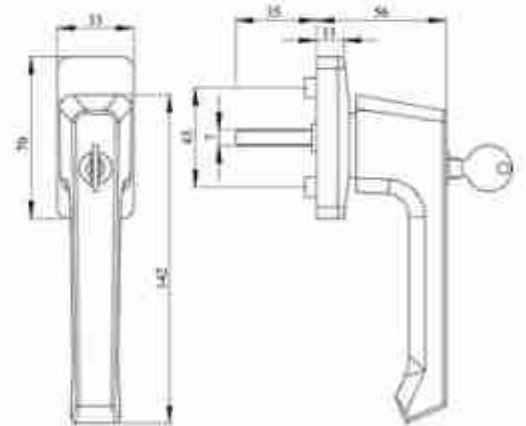
1 Pk 75 Adet 20,3kg

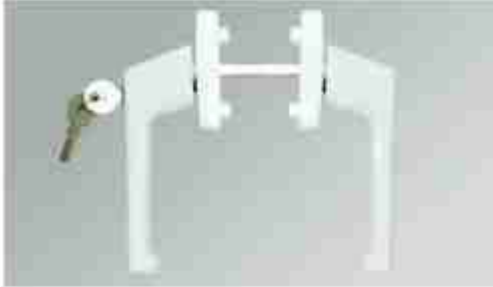
Alüminyum Kilitli Pencere Kolu (Tök)

Aluminium Window Handle with Lock

АЛЮМИН. ОКОННАЯ-ОДНОСТОРОННЯЯ
РУЧКА ЗАМКОМ

مقبض الالمنيوم شيك مفرد مع مفتاح





MP29-08/1

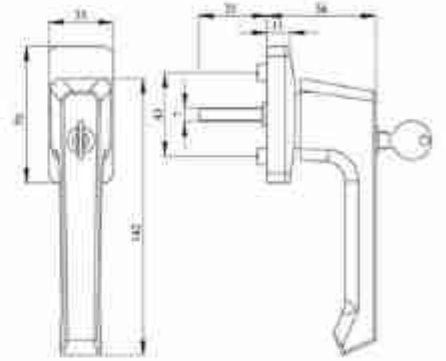
1 Pk 30 Adet 15,8kg

Alüminyum Kilitli Kapı Kolu (Takım)

Aluminium Door Handle with Lock (Set)

АЛЮМИН. ДВЕРНАЯ-ДВУСТОРОННЯЯ РУЧКА ЗАМКОМ

مقبض الألمنيوم شباك طقم مع مفتاح



MP29-08/1/1

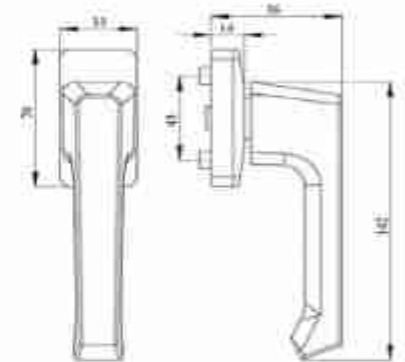
1 Pk 30 Adet 15,35kg

Alüminyum Kilitlessiz Kapı Kolu Takımı

Aluminium Door Handle without Lock Set

АЛЮМИН. ДВЕРНАЯ-ДВУСТОРОННЯЯ РУЧКА БЕЗ ЗАМКА

مقبض الألمنيوم شباك طقم



MP29-08/4

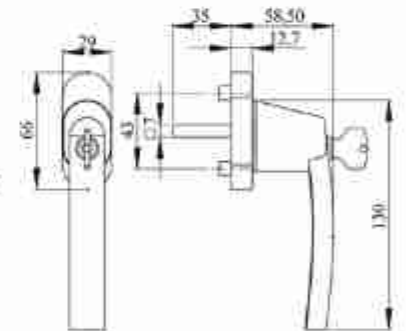
1 Pk 80 Ad 20,40 KG

Alüminyum Kilitli Pencere Kolu (Tek) Lüks

Aluminium Window Handle with Lock (Single) Lux

АЛЮМИН. ОКОННАЯ-ОДНОСТОРОННЯЯ РУЧКА ЗАМКОМ (ЛЮКС)

مقبض الألمنيوم شباك مفرد مع مفتاح مستورد



MP29-08/5

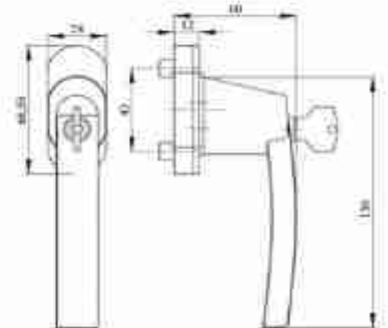
1 Pk 40 Ad 19,50 KG

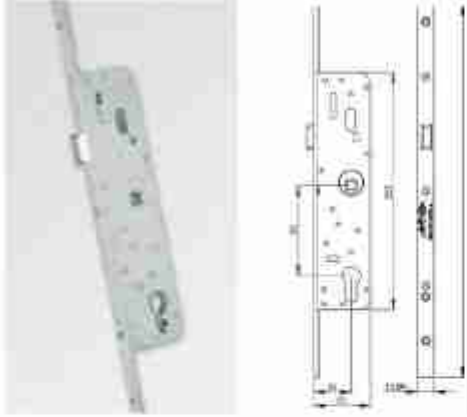
Alüminyum Kilitli Kapı Kolu (Takım) Lüks

Aluminium Window Handle with Lock (Set) Lux

АЛЮМИН. ДВЕРНАЯ-ДВУСТОРОННЯЯ РУЧКА ЗАМКОМ (ЛЮКС)

مقبض الألمنيوم شباك طقم مع مفتاح مستورد





MP28-07

160cm Kİ001 1 Pk 20 Ad 23,70kg
180cm Kİ005 1 Pk 20 Ad 24,90kg
200cm Kİ003 1 Pk 20 Ad 27kg

Kilitli Kapı İsp. 160, 180, 200cm 35-85mm

Espag. of Door Withlock Barrel 160, 180, 200cm

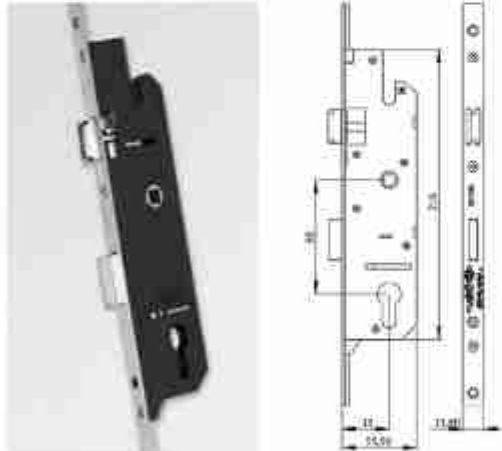
160cm, 180cm, 200cm ВЕРТИКАЛЬНЫЙ ЗАМОК



MP28-05

160cm Kİ002 WC 1 Pk 20 Ad 23,70kg
180cm Kİ006 WC 1 Pk 20 Ad 26kg
200cm Kİ004 WC 1 Pk 20 Ad 28,72kg

Kilitli Kapı İsp. 160-180-200 (Barelsiz) 85 -WC

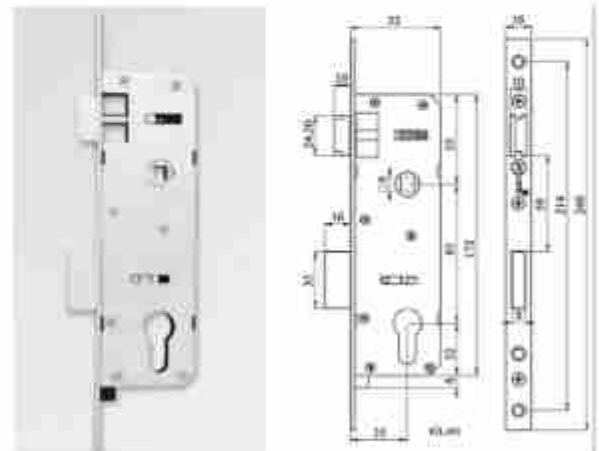


MP28-06AC

Kilitli Kapı İsp. 160, 180, 200cm / 35-85mm DİİLİ

Espag. of Door Without Barrel 160, 180, 200cm / 35-85mm

160cm Kİ007 85-35mm 1 Pk 20 Ad 21,3kg
180cm Kİ008 85-35mm 1 Pk 20 Ad 21,27kg
200cm Kİ009 85-35mm 1 Pk 20 Ad 23,70kg



MP29-19/3

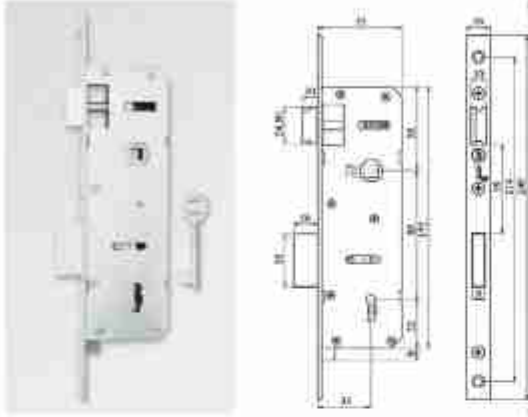
KİL001 35-85mm 1 Pk 40 Ad 11,05kg

Aklock Silindirli Kapı Kiliti 35mm / 85mm

Aklock Cylindrical Door Lock

ВРЕЗНОЙ ЗАМОК АКЛОК 85mm / 35mm

Aklock قفل باب براس قفل



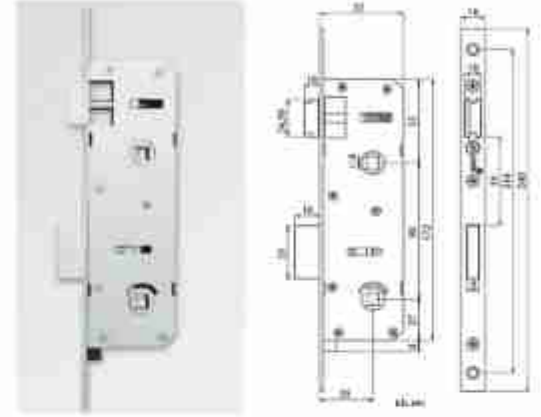
MP29-19/2 KIL003 35-85mm 1 Pk 40 Ad 14,3kg

Aklock Silindirli Kapı Kilidi 35mm (85 Eksen)

Aklock Cylindrical Door Lock (85 Axis)

ВРЕЗНОЙ ЗАМОК АКЛОК 35 мм / 85 ексен

Aklock قفل باب بمفتاح



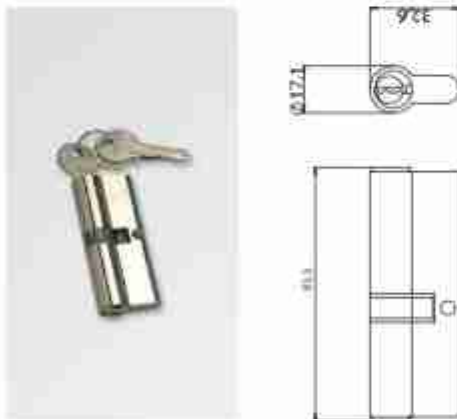
MP29-19/1 KIL002 35-90mm 1 Pk 40 Ad 14,22kg

Aklock WC Kapı Kilidi / 90mm

Aklock WC Door Lock

ВРЕЗНОЙ WC- ЗАМОК АКЛОК 90mm / 35mm

Aklock قفل باب حمام



MP29-21

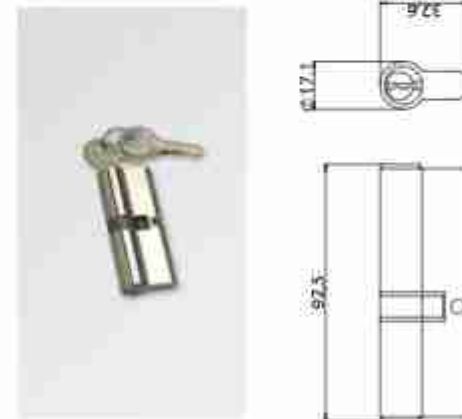
1 PK 120 AD 28,50 KG

Aklock Barrel 83mm (Kromajlı)

Aklock Barrel 83mm (Chrome Plated)

Личинка замка 83mm (хромированая)

(83mm) Aklock راس قفل رنگ مغطى بالكروم



MP29-21/1


1 PK 120 AD 30 KG

Aklock Barrel 90mm (Kromajlı)

Aklock Barrel 90mm (Chrome Plated)

Личинка замка 90mm (хромированая)


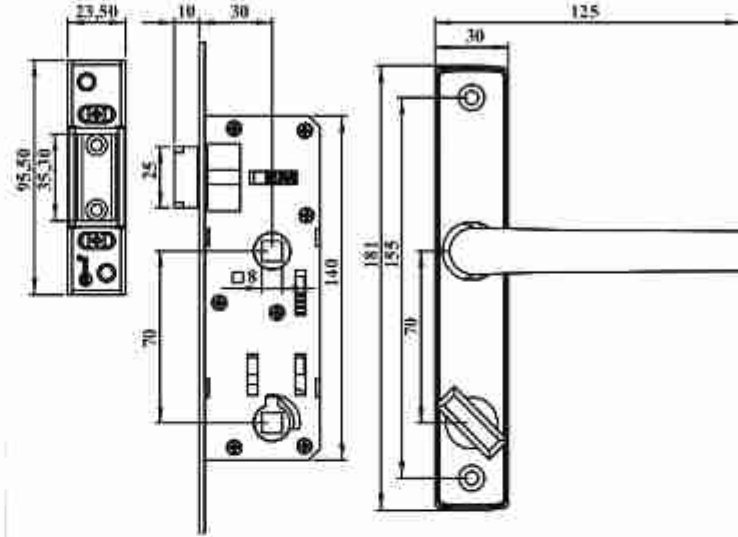
(90mm) Aklock راس قفل رنگ مغطى بالكروم



MP29-19 1-3-5

1 Pk 20 Tk. 18,145kg

Mini Kilit Takımı Yaylı Kapı Kolu 30mm-70 Eksen
MINI LOCK SET SPRING DOOR HANDLE



MP29-20 Mini 4-3-5

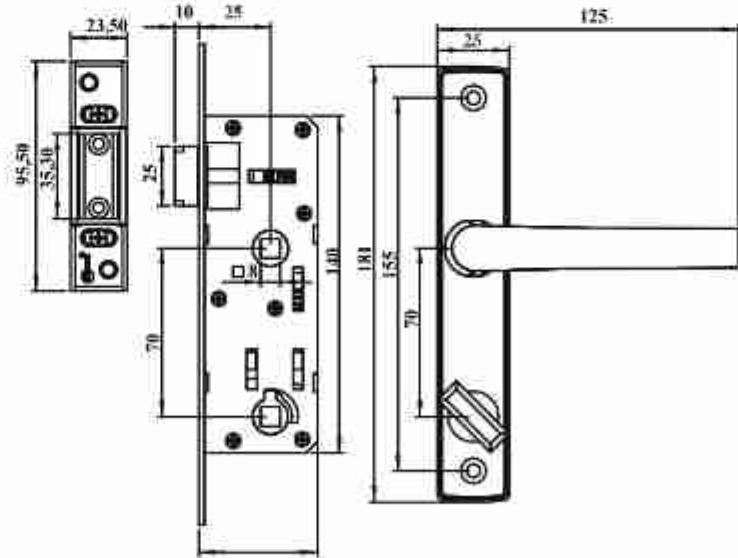
Mini Kilit Takımı Yaylı Kapı Kolu 25mm - 70 Eksen

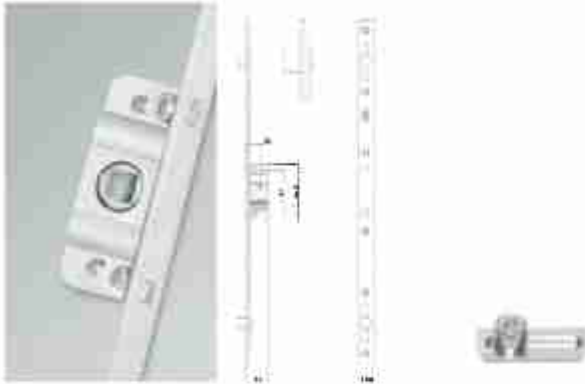
Mini Lock Set with Springed Handle

МИНИ ЗАМКИ РУЧКА С ПРУЖИНОЙ

طقم قفل باب حمام قزم محور 70مم عرض 30مم

1 Pk 20 Tk. 18,145kg






MP28-03

30, 40, 60, 80, 100, 120, 140, 160, 180, 200cm - İspanyollet Akelit-15
Akelit Espagnolette 30, 40, 60, 80, 100, 120, 140, 160, 180, 200cm

30cm, 40cm, 60cm, 80cm, 100cm, 120cm, 140cm, 160cm, 180cm,
200cm ПРИВОДЫ АКЕЛИТ

اسپانیولیت فولادی

30cm 1 Koll 20 Ad. 2,88 kg	120cm 1 Koll 20 Ad. 10,52 kg
40cm 1 Koll 20 Ad. 3,78 kg	140cm 1 Koll 20 Ad. 12,35 kg
60cm 1 Koll 20 Ad. 5,94 kg	160cm 1 Koll 20 Ad. 14,15 kg
80cm 1 Koll 20 Ad. 7,2 kg	180cm 1 Koll 20 Ad. 15,85 kg
100cm 1 Koll 20 Ad. 8,75 kg	200cm 1 Koll 20 Ad. 17,90 kg




MP28-08/4

30, 40, 60, 80, 100, 120, 140, 160, 180, 200cm - Sürme İspanyollet Akelit
Akelit Sliding Espagnolette 30, 40, 60, 80, 100, 120, 140, 160, 180, 200cm

30cm, 40cm, 60cm, 80cm, 100cm, 120cm, 140cm, 160cm, 180cm,
200cm РАЗДВИЖНЫЕ ПРИВОДЫ АКЕЛИТ

اسپانیولیت فولادی حرار

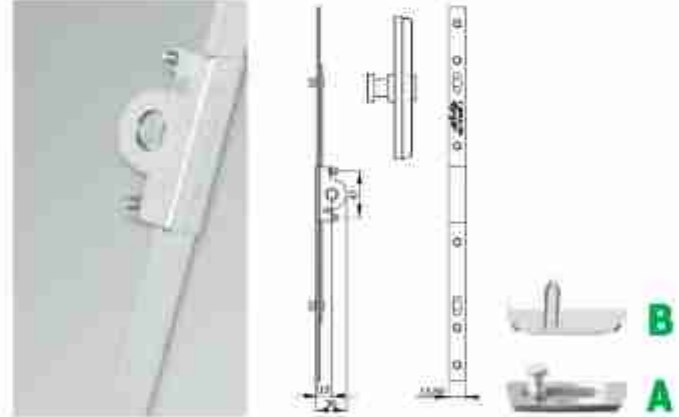


MP28-01

30, 40, 60, 80, 100, 120, 140, 160, 180, 200cm - İspanyollet Ak -15
Ak Espagnolette 30, 40, 60, 80, 100, 120, 140, 160, 180, 200cm

30cm, 40cm, 60cm, 80cm, 100cm, 120cm, 140cm, 160cm, 180cm, 200cm
ПРИВОДЫ АК

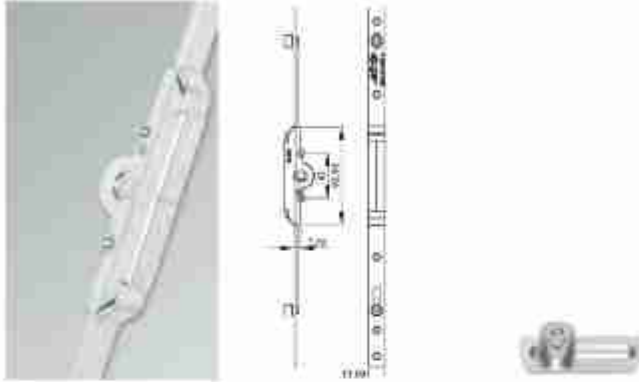
30cm 1 Koll 20 Ad. 3,08 kg	120cm 1 Koll 20 Ad. 10,56 kg
40cm 1 Koll 20 Ad. 4,05 kg	140cm 1 Koll 20 Ad. 12,75 kg
60cm 1 Koll 20 Ad. 5,70 kg	160cm 1 Koll 20 Ad. 14,4 kg
80cm 1 Koll 20 Ad. 8,80 kg	180cm 1 Koll 20 Ad. 16,1 kg
100cm 1 Koll 20 Ad. 8,6 kg	200cm 1 Koll 20 Ad. 18,32 kg



MP28-08/2

30, 40, 60, 80, 100, 120, 140, 160, 180, 200cm - Sürme İspanyollet Ak
Ak Sliding Espagnolette 30, 40, 60, 80, 100, 120, 140, 160, 180, 200cm

30cm, 40cm, 60cm, 80cm, 100cm, 120cm, 140cm, 160cm, 180cm,
200cm РАЗДВИЖНЫЕ ПРИВОДЫ АК



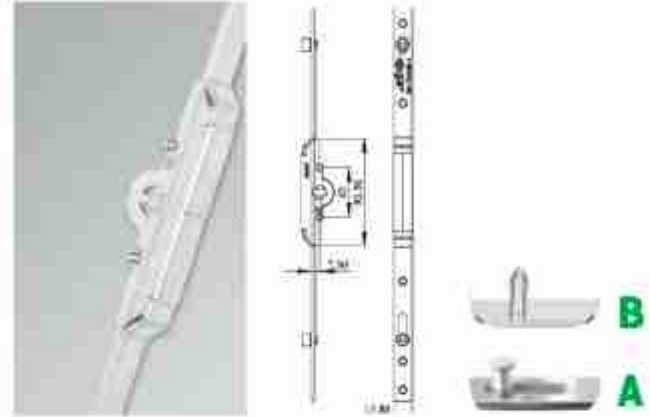
MP28-02

40cm 1 Kull 50 Ad. 11,55kg	140cm 1 Kull 30 Ad. 19,75kg
60cm 1 Kull 50 Ad. 14,90kg	160cm 1 Kull 30 Ad. 22,35kg
80cm 1 Kull 50 Ad. 18,15kg	180cm 1 Kull 30 Ad. 24,35kg
100cm 1 Kull 50 Ad. 23,60kg	200cm 1 Kull 30 Ad. 28,3kg
120cm 1 Kull 50 Ad. 27,65kg	

30, 40, 60, 80, 100, 120, 140, 160, 180, 200cm - 7,5mm Göbekli İspanyolat
Paunchy Espag. 30, 40, 60, 80, 100, 120, 140, 160, 180, 200cm - 7,5mm Axis

30cm, 40cm, 60cm, 80cm, 100cm, 120cm, 140cm, 160cm, 180cm, 200cm
ВЕРТИКАЛЬНЫЙ ЗАМОК (привод) 7,5mm ДОРМАС

اسپانیولیت من الزنك قلب قصير




MP28-08/1

30, 40, 60, 80, 100, 120, 140, 160, 180, 200cm - 7,5mm Göbekli Sürme İsp.
Paunchy Sliding Esp. 30, 40, 60, 80, 100, 120, 140, 160, 180, 200cm - 7,5mm Axis

30cm, 40cm, 60cm, 80cm, 100cm, 120cm, 140cm, 160cm, 180cm,
200cm ВЕРТИКАЛЬНЫЙ ЗАМОК(привод) РАЗДВИЖНОЙ

اسپانیولیت قولادی حرار



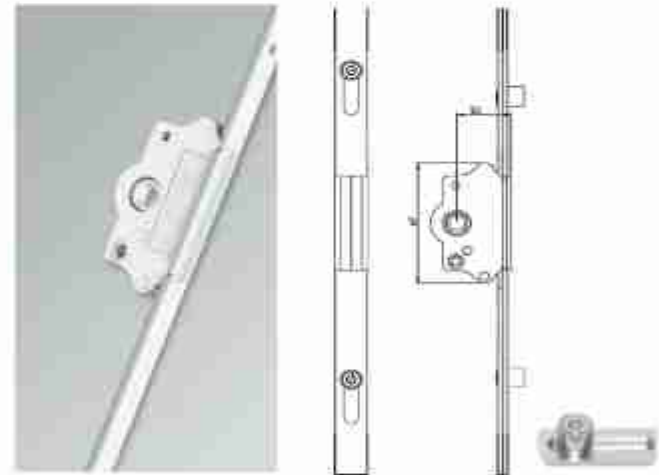
MP28-04

160cm 20 Ad 16,9kg
180cm 20 Ad 18,32kg
200cm 20 Ad 20,10kg

160, 180, 200cm - Geniş Göbek 40mm İspanyolat
Espagnolette with Wide Body 160, 180, 200cm - 40mm Axis

160cm, 180cm, 200cm ВЕРТИКАЛЬНЫЙ
ЗАМОК (привод) 40 mm ДОРМАС

اسپانیولیت 160, 180, 200 سم ذات قلب عریض محور 40مم



MP28-04/4

100cm 10 Ad 4,85kg	160cm 25 Ad 19,05kg
120cm 10 Ad 5,6kg	180cm 25 Ad 21,8kg
140cm 25 Ad 17,05kg	200cm 25 Ad 23,85kg

100, 120, 140
160, 180, 200cm - Geniş Göbek 25mm İspanyolat
Espagnolette with Wide Body 160, 180, 200cm - 25mm Axis

100cm, 120cm, 140cm
160cm, 180cm, 200cm ВЕРТИКАЛЬНЫЙ
ЗАМОК (привод) 25 mm ДОРМАС

اسپانیولیت 160, 180, 200 سم ذات قلب عریض محور 25 مم

MP27-45



Fakpen
1 Pk 750 Ad 12,52kg

MP27-37



Fırtapen Tek
1 Pk 750 Ad 11,15kg

MP27-37/1



Fırtapen Tek Eko
1 pk 1000 ad 11,75 kg

MP27-31



Fırtapen Çift
1 pk 500 ad 11,06 kg

MP27-41



Pımaş 6100
1 Pk 750 Ad 11,80kg

MP27-41/1



Pımaş 6000 Eko
1 Pk 1000 Ad 10,20kg

MP27-44



Pımaş 4500
1 Pk 750 Ad 12,20kg

MP27-44/1



Pımaş 4500 Eko
1 Pk 1000 Ad 10,80kg

MP27-43



Aşağ Pen Pencere Çift
1 Pk 500 Ad 8,98kg

MP27-38



Aşağ Pen Pencere Tek
1 Pk 750 Ad 11,90kg

MP27-32



Aşağpen Kapı
1 Pk 500 Ad 11,06kg

MP27-32/1



Aşağ Pen Eko 5200
1 pk 100 ad 10,70 kg

MP27-29



Aşağ Pen 6040
1 pk 500 ad 9,10 kg

MP27-39



Akapan Astra
1 Pk 1000 Ad 11,92kg

MP27-40



Akapan Vega Çift
1 pk 500 ad 9,46 kg

MP27-53



Eurapen
1 Pk 750 Ad 12,52kg

MP27-30



Evrerest
1 pk 500 ad

MP27-25



Filpen
1 Pk 750 Ad 15,64kg

MP27-28



Kempen Kapı
1 pk 400 ad

MP27-34



BR Yıldız
1 Pk 750 Ad 15,3kg

MP27-36



Pımaş 6000 Çift Delik
1 pk 500 ad 11,3 kg

MP27-36/1



Pımaş 6000 Çift Delik Ekle
1 pk 600 ad 8,33 kg

MP27-42



Pımaş 4500 Çift Delik
1 Pk 500 Ad 12,35kg

MP27-42/1



Pımaş 4500 Çift Delik Ekle
1 pk 1000 ad 10,60 kg

MP27-33



Allagen Armafit
1 Pk 1000 Ad 11,92kg

MP27-35



Çift Kanat Karş. S134
1 Pk 350 Ad 8,58kg

MP27-57



Pladline
1 pk 750 ad 11,1 kg.

MP27-27



Kompren Termolite
1 Pk 500 Ad 7,3kg

MP27-58



Aplus
1 pk 500 ad 9,28 kg

MP27-59



Egopen Max Zerdow
1 pk 500 ad 7,38 kg

MP27-60



Pakpen Global
1 pk 500 ad 8 kg

MP27-61



Pakpen Global Yeni
1 pk 600 ad 9,90 kg

MP27-62



Alm. Ini Yalıtımlı Prof. Karş. 13 Aks
1 pk 500 ad 12,75 kg

MP27-63



Alm. Ini Yalıtımlı Prof. Karş. 9 Aks
1 pk 500 ad 10,52 KG

MP28-10/2



Sac Sürme Karşılık
1 Pk 750 Ad 8,8kg

MP27-48



Zamak Sürme Karş. Adopen
1 pk 500 ad 11,08 kg

MP28-10/2-1



Sac Sürme Karş. Tırnaklı
1 pk 750 ad 12 kg

MP27-47



Zamak Sürme Karş. Fırtınalı Yeni
1 Pk 500 Ad 8,82kg

MP28-10/1



Zamak Sürme Karş. Alm. Profil İçin
1 pk 600 ad 12,20 kg

MP27-01



Pisaj Genel
1 pk 250 ad 14,34 kg

MP27-03



Metoplast Sinter
1 Pk 200 Ad 14,88kg.

MP27-24/16



Yuzun Best
1 pk 250 ad 13,18 kg

MP27-10



Ancapen 5200 Ekn
1 pk 300 ad 14,32 kg

MP27-22/1



Shantina (max 60-70
1 pk 300 ad 14,50 kg

MP27-20



Euroline
1 Pk 250 Ad 17,34kg.

MP27-24/17



Furpen 6160
1.pk 300 ad 14 kg

MP27-13



Sompen200 Superline
1 Pk 125 Ad 11,50kg

MP27-11



Windolux
1 pk 250 ad 13,90 kg

MP27-02



Ancapen 5022
1 Pk 250 Ad 14,50kg

MP27-21



Erpen Smartline 02
1 Pk 250 Ad 16,54kg.

MP27-15



Flashpen
1 Pk 200 Ad 14,08kg

MP27-24/4



Pentech
1 pk 250 ad 17,74 kg

MP27-19



Intarsa Silver
1 Pk 250 Ad 16,35kg

MP27-08



Akayen Avucal
1 pk 200 ad.

MP27-24/5



Wardpen
1 pk 250 ad 15,50 kg

MP27-22



Skatoline 5000
1 Pk 200 Ad 10,16kg

MP27-24/6



Plastline
1 Pk 200 Ad 13,18kg

MP27-24



Furpen 7060
1 Pk 250 Ad 14,3kg

MP27-24/7



Vinko 6001
1 Pk 250 Ad 14,86kg

MP27-24/8



Erpen Extraline 54
1 pk 250 ad 15,76 kg

MP27-24/8-1



Fenxa Bonus
1 pk 300 ad 13 kg

MP27-12



Kompen 870 Termini
1 Pk 250 Ad 14,55kg

MP27-24/9



Altapen Armada
1 Pk 250 Ad 14,18kg

MP27-23



Seraypen Dar
1 Pk 300 Ad 15,65kg

MP27-24/11



Praline 6000
1 pk 250 ad 13,70 kg

MP27-24/2/3



Tecnoplast Megatec
1 pk 250 ad 14,90 kg

MP27-24/12



Keban Itazal
1 Pk 250 Ad 15,40kg

MP27-21/1



Erpen Sembol
1 Pk 250 Ad 15,24kg

MP27-21/2



Erpen Trend 62
1 pk 250 ad 16,54 kg

MP27-24/13



Erpen 7000
1 Pk 200 Ad 13,50kg

MP27-24/2/1



Tecnoplast Yeri Superior
1 Pk 250 Ad 15,32kg

MP27-23/1



Seraypen Geniş
1 Pk 250 Ad 13,95kg

MP27-24/18



Asay 70 7086 1253

MP27-24/19



Enderpen Vizyonline
1 pk 200 ad 12,02 kg

MP27-24/9/1



Altapen Armada Eko
1 pk 300 ad 13,6 kg

MP28-10/5

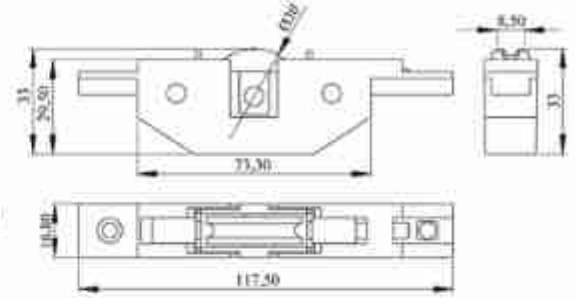
100 Ad 15,40kg

Sürme Rulman Büyük (Polyamit)

Sliding Roller (Polyamit)

РАЗДВИЖНОЙ РОЛЛЕР Большой

(Polyamit) عجلة حرار كبير (Polyamit)



MP28-10/5-1

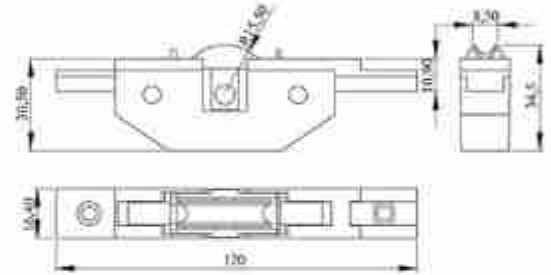
1 PK 100 Ad 17,40 KG

Sürme Rulman Büyük (Piring)

Sliding Roller (Brass)

РАЗДВИЖНОЙ РОЛЛЕР Большой

عجلة حرار كبير نحاسي



MP28-10/4-1

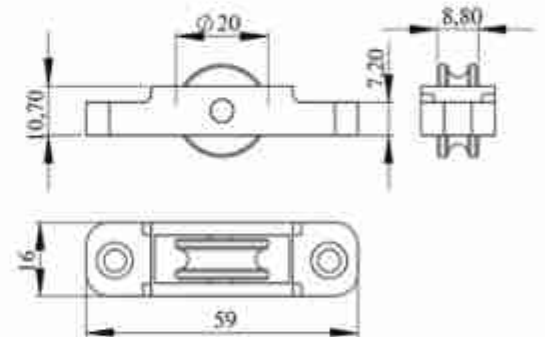
1 PK 350 Ad 17,40 KG

Sürme Rulman Küçük Piring Teker

Sliding Roller Small with Brass Wheel

РАЗДВИЖНОЙ РОЛЛЕР МАЛЕНЬКИЙ С

عجلة حرار صغيرة نحاسي



MP28-10/6

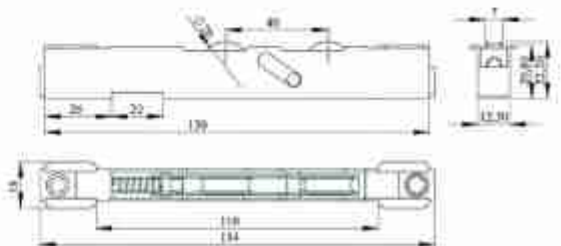
120 Ad 13,80kg

Sürme Rulman Sac Çift Teker (Polyamit)

Metal Sliding Roller with Double Wheel Polyamit

МЕТАЛ.РАЗДВИЖНОЙ РОЛЛЕР ДВОЙНОЙ

(Polyamit) عجلة حرار ذات عجلتين





MP28-10/6/1

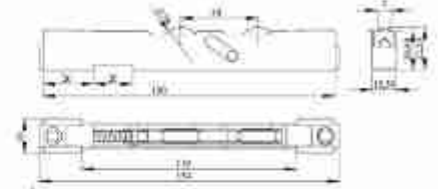
1 Pk 120 Adet 14,6 kg

Sürme Rulman Sac Çift Teker (Pirinç)

Metal Sliding Roller with Double Wheel Brass (Metal Sheet)

МЕТАЛ РАЗДВИЖНОЙ РОЛЛЕР ДВОЙНОЙ (Латунь)

عجلة حزار ذات عجلتين نحاسي



MP28-10/6/2

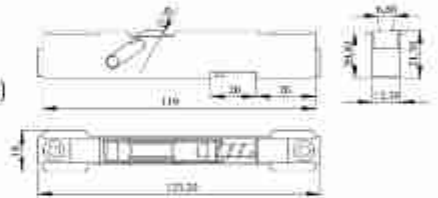
1 Pk 120 Adet 10,2 kg

Sürme Rulman Sac Teker (Polyamit)

Metal Sliding Roller with Single Wheel Poliamit (Metal Sheet)

МЕТАЛ РАЗДВИЖНОЙ РОЛЛЕР (Polyamit)

عجلة حزار ذات عجلة واحدة (Polyamit)



MP28-10/7

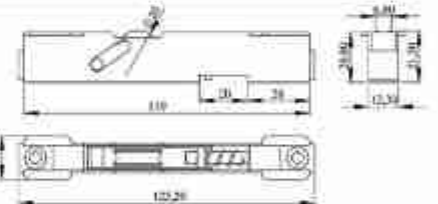
1 PK 120 Ad 10,50 KG

Sürme Rulman Sac Tek Teker (İthal Pirinç)

Metal Sliding Roller with Single Wheel Brass (Metal Sheet) Import

МЕТАЛ РАЗДВИЖНОЙ РОЛЛЕР (Латунь) ИМПОРТНЫЙ

عجلة حزار ذات عجلة واحدة نحاس مستورد



MP26-10/1

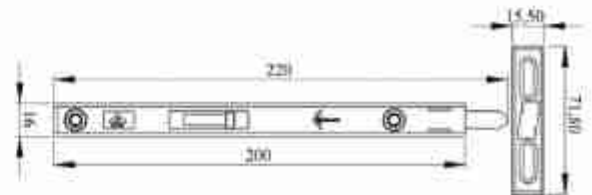
100 Ad 10,5kg

Sac Çift Kapı Sürgü (Aşağı-Yukarı Hareketli)

Metal Sheet Double Bolt (Up-Down)

МЕТАЛЛИЧЕСКАЯ ЗАДВИЖКА ДВЕРНАЯ

فعل مزدوج لفتح طرقي باب حركة اعلى واسفل





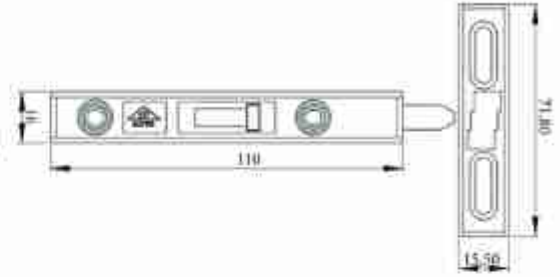
MP26-10/2

100 Adet 5,60 kg

Sac Çift Pencere Sürgü (Aşağı-Yukarı Hareketli)
Metal Sheet Double Wing Bolt (Up-Down)

МЕТАЛЛИЧЕСКАЯ ЗАДВИЖКА ОКОННАЯ

فصل مزلاج لفتح طرفي شباك حركة اعلى واسفل



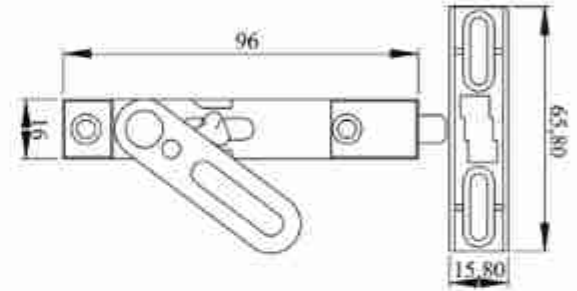
MP26-10/3

100 Adet 7,70 kg

Zamak Çift Kanat Sürgü (Sağ / Sol Hareketli)
Zinc Double Bolt With Bin Bolt (Left-Right)

ЦИНКОВАЯ ЗАДВИЖКА ОКОННАЯ

فصل مزلاج لفتح طرفي شباك حركة يمين و يسار



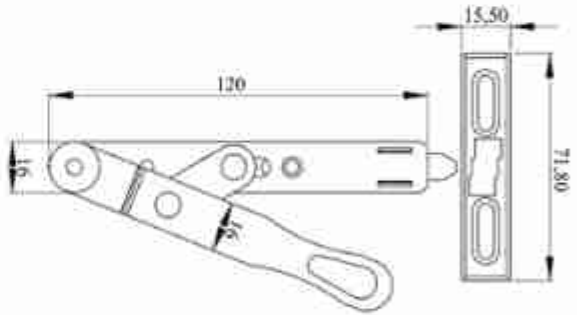
MP26-10/4

100 Adet 8,42kg

Çelik Çift Kanat Sürgü (Sağ / Sol Hareketli)
Steel Double Wing Bolt with Bin Bolt (Left-Right)

СТАЛЬНАЯ ЗАДВИЖКА ДВЕРНАЯ

فصل مزلاج لفتح طرفي باب حركة يمين ويسار



MP26-10/5

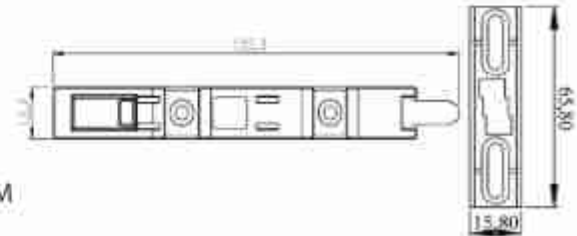
1 PK 100 AD 4 KG

Plastik Gövde Fişek Sürgüsü

Plastic Body Double Window Slide (Up-Down)

ЗАДВИЖКА ПЛАСТМАСОВЫМ КОРПУСОМ

فصل مزلاج بلاستيك اعلى واسفل





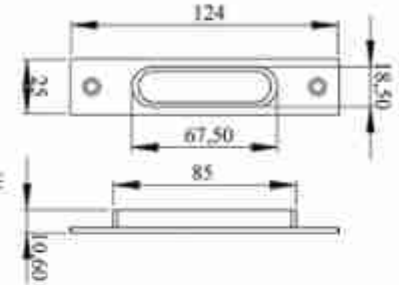
MP30-07/2P

1 Pk 200 Adet 6,15kg

Alüminyum Sürme Küçük Havuz Kol
Aluminium Sliding Pool Handle Small

АЛЮМ.РУЧКА МАЛЕНЬКАЯ СКРЫТАЯ В ПРОЕМЕ

مقبض حوض يد محقر صغير




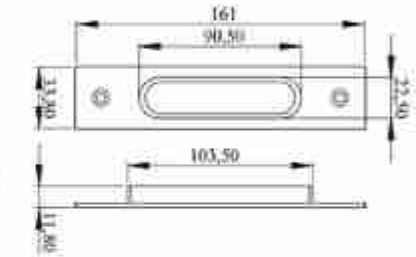
MP30-07/3P

1 Pk 100 Adet 6,25kg

Alüminyum Sürme Büyük Havuz Kol
Aluminium Sliding Pool Handle Big

АЛЮМ.РУЧКА БОЛЬШАЯ СКРЫТАЯ В ПРОЕМЕ

مقبض حوض يد محقر كبير




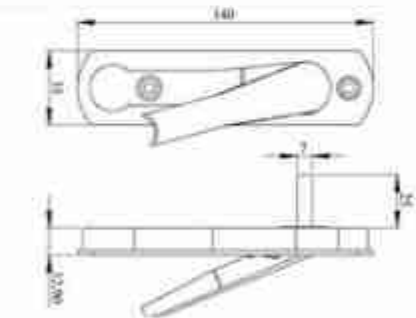
MP30-07/4

1 PK 50 AD 9,600 KG

Sürme Gizli Kol (Zamak)
Zinc Sliding Handle Hidden

ЦИНКОВАЯ РУЧКА СКРЫТАЯ В ПРОЕМЕ

مقبض حوض مخفي زنك



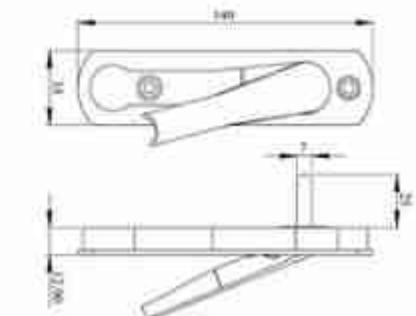
MP30-07/5


1 PK 50 ADET 5,200 KG

Sürme Gizli Kol (ALÜMİNYUM)
Aluminium Sliding Handle Hidden

АЛЮМ. РУЧКА СКРЫТАЯ В ПРОЕМЕ

مقبض حوض مخفي المنيوم





MP 28-09/1


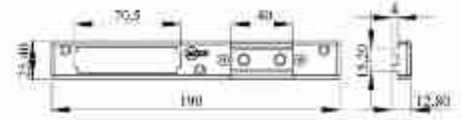
1 Pk 150 Adet 13,3kg

Kilit Karşılık Uzun Sac Göbek (Akaliit)

Lock Response Akaliit Long (Metal Sheet Centered)

НАСТРОЕНАЯ ОТВЕТ-ПЛАНКА ЗАМКА ДЛИННАЯ АКАЛИТ

وجه قفل طويل



MP 28-09/2

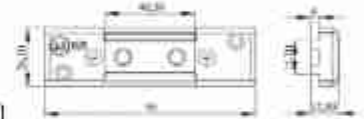
1 Pk 250 Adet 14,5kg

Kilit Karşılık Kısa Sac Göbek (Akaliit)

Lock Response Akaliit Short (Metal Sheet Centered)

НАСТРОЕНАЯ ОТВЕТ-ПЛАНКА ЗАМКА КОРОТКАЯ АКАЛИТ

وجه قفل قصير



MP 28-09/3

1 Pk 100 Adet 9,80kg

Kilit Karşılık Universal Pis-Hazneli Sac Göbek (Akaliit)

Lock Res. (Universal Long) Pis. Dome (Metal Sheet Cent.) (Akaliit)

МЕТАЛЛИЧЕСКАЯ ОТВЕТ-ПЛАНКА ЗАМКА С ПЛАСТИКОМ
УНИВЕРСАЛЬНАЯ (АКАЛИТ)

وجه قفل جديد ذات حوض بلاستيك



MP26-12/4/1


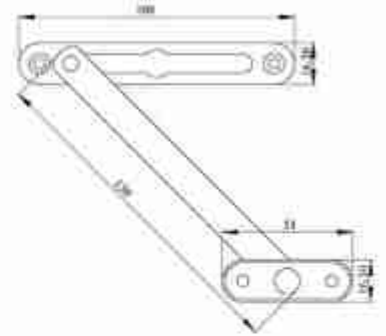
1 Pk 400 Adet 20,45kg

Vasistas Makas 13cm (Sac)

Transom Scissors 13cm (Sheet Iron)

МЕТАЛИЧЕСКИЙ ОГРАНИЧИТЕЛЬ 13 cm

مقص قلاب



MP26-12/3/1

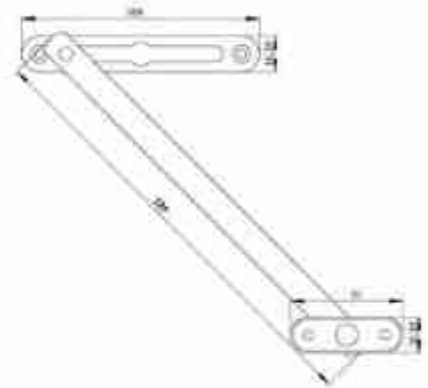
1 Pk 250 Adet 16,85kg

Vasistas Makas 22cm (Sac)

Transom Scissors 22cm (Sheet Iron)

МЕТАЛИЧЕСКИЙ ОГРАНИЧИТЕЛЬ 22 cm

مقص قلاب



MP33-09/2/3


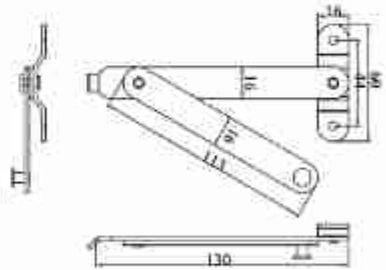
1 Pk 200 Adet 17,15kg

Katlanır Çelik 16'lık Makas

16cm Folding Transom Window Scissors

ОГРАНИЧИТЕЛЬ СТАЛЬНОЙ 13cm складной

مقص حديد قابل للطي



MP33-09/2/2

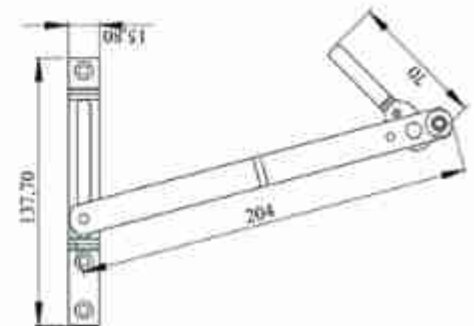
1 Pk 200 Adet 19,3kg

Çelik Makas -20,4 cm

Transom Scissors (Steel)

СТАЛЬНОЙ ОГРАНИЧИТЕЛЬ

مقص حديدي





MP26-12/2

1 Pk 300 Adet 12,10kg.

Vasistas Çarpma (Alüminyum)

Transom Locked (Aluminium)

ЗАЩЕЛКА АЛЮМИНИЕВАЯ

قفل المنيوم عصفورة



MP26-13/2

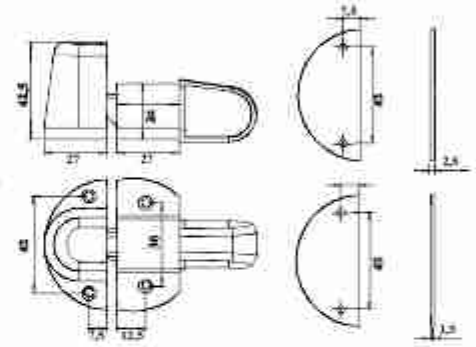
1 Pk 500 Adet 16kg

Vasistas Plastik Çarpma Kardelen Ayarlı

Transom Plastic Locked (Adjustable) Kardelen

ЗАЩЕЛКА ПЛАСТ. KARDELEN

قفل اصطدام منعدد الطبق



MP26-12/1


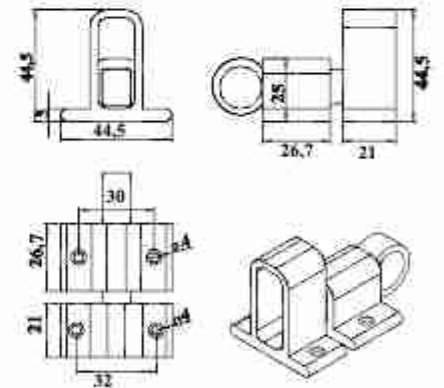
1 pk 200 ad 6,80 kg

Vasistas Plastik Çarpma

Transom Plastic Locked

ЗАЩЕЛКА ПЛАСТИКОВАЯ

قفل اصطدام منعد الطبق



MP26-09/1

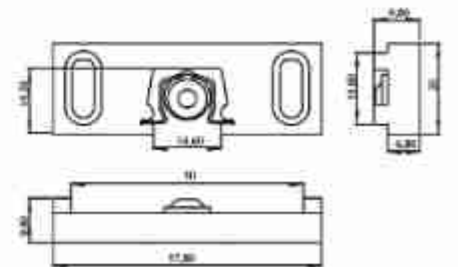
1 Pk 200 Adet 6,60kg

Balkon Kapı Çıt Çıtı

Balcony Door Fastener

ЗАМОК ЗАЩЕЛКА БАЛКОННЫХ

مثبت ابواب بالكون





MP26-09/2

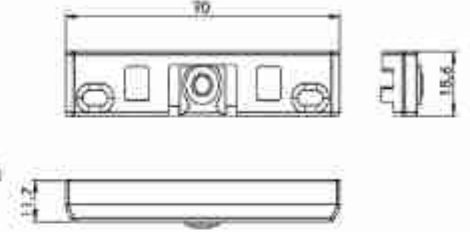
1 Pk 100 Adet 4,95 KG

Balkon Kapı Çıt Çıtı Plastik Gövde 9 Aks

Balcony Door Fastener Plastic Body 9 Axis

ЗАЩЕЛКА ДЛЯ БАЛКОНЫХ ОКОН И ДВЕРЕЙ

متنبت ابواب الكون محور



MP26-09/3

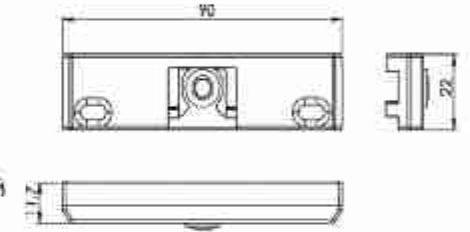
1 Pk 100 Adet 5,25kg

Balkon Kapı Çıt Çıtı Plastik Gövde 13 Aks

Balcony Door Fastener Plastic Body 13 Axis

ЗАЩЕЛКА ДЛЯ БАЛКОНЫХ ОКОН И ДВЕРЕЙ

متنبت ابواب الكون محور



MP26-14/1/1

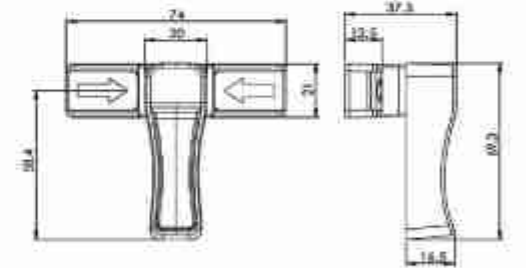
1 Pk 50 Adet 6,48kg

Elit Emniyet Mandalı Eko

Security Latch Elit Economic

ЗАМОК БЕЗОПАСНОСТИ ЕКО

مزلاج امنی بھفل



MP26-14/2/1

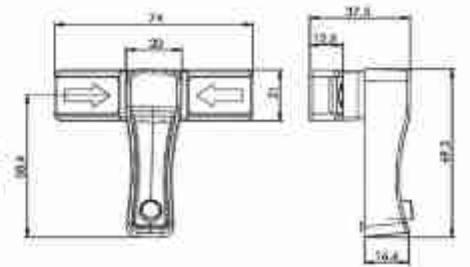
1 Pk 50 Adet 6,98kg

Elit Emniyet Mandalı Kilitli Eko

Security Latch Elit (with Lock) Economic

ЗАМОК БЕЗОПАСНОСТИ С КЛЮЧОМ ЕКО

مزلاج امنی اقتصادی





MP26-14/2

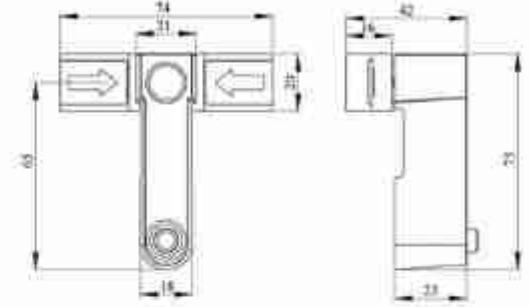
1 Pk 50 Adet 11,18kg

Elit Emniyet Mandalı Kilitli

Security Latch Elit (with Lock)

ЗАМОК БЕЗОПАСНОСТИ ELIT

مغلاق امنی بکفل



MP26-14/1

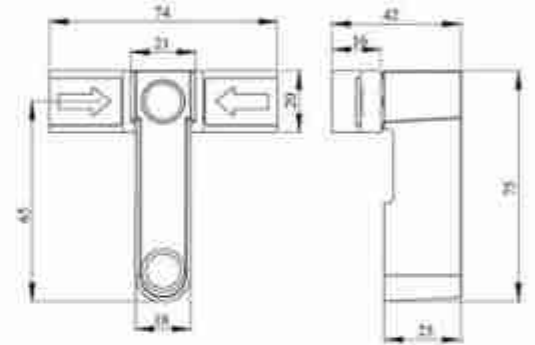
1 Pk 50 Adet 10,10kg

Elit Emniyet Mandalı

Security Latch Elit

ЗАМОК БЕЗОПАСНОСТИ ELIT

مغلاق امنی



MP41-23/1

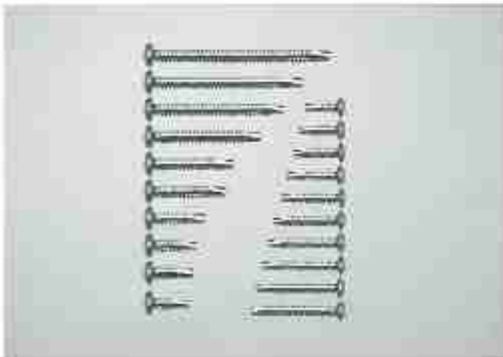
YHB Muv. Vida

YHB Self Drill Screws

YHB САМОРЕЗЫ

Boylar - Dimension - PAZMEPЫ - البعد

3,9 x 13	4,2 x 13	4,8 x 32
3,9 x 16	4,2 x 16	4,8 x 38
3,9 x 19	4,2 x 19	4,8 x 45
3,9 x 22	4,2 x 22	4,8 x 50
3,9 x 25	4,2 x 25	4,8 x 60
3,9 x 32	4,2 x 32	4,8 x 70
3,9 x 38	4,2 x 38	4,8 x 80
	4,2 x 45	




MP41-23/2

YSB Muv. Vida

YSB Self Drill Screws

Boylar - Dimension - PAZMEPЫ - البعد

3,9 x 13	4,2 x 13	4,8 x 16
3,9 x 16	4,2 x 16	4,8 x 19
3,9 x 19	4,2 x 19	4,8 x 32
3,9 x 22	4,2 x 22	4,8 x 38
3,9 x 25	4,2 x 25	4,8 x 45
3,9 x 32	4,2 x 32	4,8 x 50
3,9 x 38	4,2 x 38	4,8 x 60
	4,2 x 45	4,8 x 70
		4,8 x 80



MP41-26/1


İspanyollet Vidaları (YHB Seyrek Dişli Vidalar)

Espagnolette Screws (YHB Rare Thread)

ШУРУПЫ

Boylar - Dimension - PAZMEFY - المقياس

3,9 x 16	4,2 x 38	4,8 x 38
3,9 x 22	4,2 x 45	4,8 x 45
3,9 x 25		
3,9 x 32		
3,9 x 38		



MP41-22/1

Montaj Vida Buldex

Montage Screw Buldex

МОНТАЖНЫЙ ШУРУП

Boylar - Dimension - PAZMEFY - المقياس

7,5 x 60
7,5 x 80
7,5 x 100
7,5 x 120
7,5 x 150
7,5 x 180
7,5 x 200



MP26-04/14

Minik Cam Takozu (25mmx2mm)

Glass Wedge-Thin (25mmx2mm)

Прокладка скляны тонкая (25mmx2mm)

1 Pk 2000 Adet 1,100kg



MP26-04/13

Küçük Cam Takozu (35mmx2mm)

Glass Wedge-Thick (35mmx2mm)

Прокладка маленькая (35mmx2mm)

1 Pk 2000 Adet 2,400kg



MP26-04/16 (HE-9995)

Tek Cam Takozu Kalın (8mmx4mm)

Single Glass Wedge Thick (8mmx4mm)

Прокладка толстая для одностороннего стекла (8mmx4mm)

1 Pk 2000 Adet 3.05kg



MP26-04/12

Softline Cam Takozu

Softline Glass Wedge

Прокладка Softline

1 PK 1000 AD 2,67KG



MP26-04/11

İnce Cam Takozu Ayar (2mmx20mmx100mm)

Glass Wedge-Thin (2mmx20mmx100mm)

Прокладка тонкая (2mmx20mmx100mm)

1 Pk 2000 Adet 5.20kg



MP26-04/10

Kanallı Cam Takozu (5mmx20mmx100mm)

Glass Wedge With Canal (5mmx20mmx100mm)

Прокладка с каналом (5mmx20mmx100mm)

1 Pk 1000 Adet 2,45kg



MP26-04/15

3 mm Cam Takozu (3mmx20mmx80mm)

3 mm Glass Wedge Medium (3mmx20mmx80mm)

Прокладка 3 мм (3mmx20mmx80mm)

1 Pk 1000 Adet 2.05kg



MP26-04/08

Orta Cam Takozu (Bükülen) (3mmx20mmx80mm)

Glass Wedge-Medium (Easy Bent) (3mmx20mmx80mm)

Прокладка средняя складывающаяся (3mmx20mmx80mm)

1 PK 1000 AD 2,05 KG



MP26-04/07

Kalın Cam Takozu (Bükülen) (5mmx20mmx80mm)

Glass Wedge-Thick (Easy Bent) (5mmx20mmx80mm)

Прокладка толстая складывающаяся (5mmx20mmx80mm)

1 Pk 1000 Adet 3.1kg



MP26-04/06

6000 Cam Takozu İnce (2mmx25mmx80mm)

6000 Glass Wedge Thin (2mmx25mmx80mm)

Прокладка 6000 тонкая (2mmx25mmx80mm)

1 Pk 1000 Adet 2kg



MP26-04/05

6000 Cam Takozu Kalın (5mmx25mmx80mm)

6000 Glass Wedge Thick (5mmx25mmx80mm)

Прокладка 6000 толстая (5mmx25mmx80mm)

1 PK 1000 AD 2,5 KG



MP26-04/04

Genis Cam Takozu İnce (2mmx28mmx80mm)

Large Glass Wedge Thin (2mmx28mmx80mm)

Прокладка широкая тонкая (2мм x 28мм x 80мм)

1 Pk 1000 Adet 2.4kg



MP26-04/03

Genis Cam Takozu Orta (3mmx28mmx80mm)

Large Glass Wedge Medium (3mmx28mmx80mm)
Прокладка широкая средняя (3мм x 28мм x 80мм)

1 Pk 1000 Adet 3,20 KG



MP26-04/02

Genis Cam Takozu Kalin (5mmx28mmx80mm)

Large Glass Wedge Thick (5mmx28mmx80mm)
Прокладка широкая толстая (5мм x 28мм x 80мм)

1 Pk 1000 Adet 3.75kg



MP26-04/17/2

32'lik Cam Takozu 2mm x 32mm x 80mm

Glass Lining 2mm x 32mm x 80mm
Прокладка 2мм x 32мм x 80 мм

1 Pk 1000 Adet 5.2kg



MP26-04/17/1

32'lik Cam Takozu 3mm x 32mm x 80mm

Glass Lining 3mm x 32mm x 80mm
Прокладка 3мм x 32мм x 80 мм

1 Pk 1000 Adet 5.70kg



MP26-04/17

32'lik Cam Takozu 5mm x 32mm x 80mm

Glass Lining 5mm x 32mm x 80mm
Прокладка 5мм x 32мм x 80 мм

1 Pk 500 Adet 3.8kg



MP28-12

AYARLI CAM TAKOZU

- MP28-12/1 18MM** 1 Pk 500 Adet 0,4 kg
- MP28-12/2 24MM** 1 Pk 400 Adet 0,4 kg
- MP28-12/3 28MM** 1 Pk 350 Adet 0,4 kg
- MP28-12/4 32MM** 1 Pk 300 Adet 0,4 kg



MP30-07/3/5

Plastik "Havuz" Kol

Plastic Sliding Handle
Пластиковая ручка «HAVUZ»

1 Pk 100 Adet 1,1kg



MP26-07 (HE-9993)

12 mm Montaj Tapası

12 mm Mounting Plug
Монтажная пробка 12 мм


1 Pk 2000 Adet 0.85kg



MP41-22/2/1

3,9-4,8 YSB Vida Tapası

1 Pk 2000 Adet 0.50kg
SCREW PLUG



MP41-22/2/2

Buldex Vida Tapası

Buldex Plug For Screw
Пробка для шурупа BULDEX

1 Pk 2000 Adet 0.60kg



MP26-05 (HE-9992)

Su Tahliye Tapası (Genel)

Drainage Outlet Cover (General)
Пробка для водосточных каналов «GENEL»

1 Pk 2000 Adet 2.5kg




MP26-06/3

Kanat Kaldırma Takozu (Tirnakli)

Sash Lifting Wedge
Прокладка с зацепкой для поднятия створок

1 Pk 1000 Adet 3.2kg



MP26-06/1

Kanat Kaldırma Takozu (Vidalı)

Sash Lifting Wedge
Прокладка с зацепкой для поднятия створок

1 Pk 1000 Adet 5.4kg



MP41-21/1/2[HE-9994]

8 mm Plastik Dübel Kafasız

*8 mm Plastic Anchor
Дюбель пластиковый 8 мм*

1 Pk 1000 Adet 1.05kg



MP32-32

**İSPANYOLET KARŞILIĞI
PLASTİK**

1 Pk 200 Adet 0.8kg
ESPAÑOLETTE RECEIVER



MP26-15/2

**KADEMELİ
HAVUZ MAKAS**

1 pk 1000 ad 19 kg
GRADUAL ARM



MP26-15/1

**KADEMELİ
MAKAS (KANALLI)**

1 PK 1000 AD 20 KG
GRADUAL ARM (WITH CHAN-
NEL)

YILMAZ MAKİNA GRAMAJ LİSTESİ

SIRA	ÜRÜN ADI	GENİŞLİK (MM)	UZUNLUK (MM)	YÜKSEKLİK (MM)	METREKÜP (M ³)	NET (KG)	BRÜT (KG)
1	CK 412 Çıta Kesme Makinesi [Otomatik] 400 V	540	1130	1240	0,76	134	169
2	KD 300 Dereceli Kesme Makinesi [TESTERESİZ] 230V	490	620	415	0,13	25	27
3	KY 305 Yatarlı Dereceli Kesme Makinesi [TESTERESİZ] 230V	490	620	415	0,13	25	27
4	ACK 420 S Altan Çıkma Kesme Makinesi [Soğutma Sistemli] 400V	950	950	1490	1,34	210	260
5	ACK 600 S Altan Çıkma Kesme Makinesi 400V	990	1080	1570	1,68	330	385
6	ACK 550 Altan Çıkma Kesme Makinesi 400V	1100	1300	1530	2,19	360	410
7	KO 350 M Dereceli Kesme Makinesi 400 V	705	640	610	0,28	70	84
8	KD 350 D Dereceli Kesme Makinesi 400 V	710	800	1490	0,85	112	151
9	KO 350 PS Dereceli Kesme Makinesi 400 V - CE	710	800	1490	0,85	115	154
12	KD 400 PS Dereceli Kesme Makinesi 400 V	710	800	1490	0,85	120	138
13	MK 420 PS Manuel Altan Çıkma Kesme Makinesi 400 V	680	980	1400	0,93	132	164
15	SK 450 Servo Sistemli Kesme Makinesi	900	1520	1420	1,94	367	435
17	DC 421 P8 Çift Kafa Kesim Mak 400V	1120	4680	1820	9,54	930	1180
18	DD 550 M Çift Kafa Kesim Mak. 400V	1250	5110	1880	12,01	1415	1690
19	DD 550 P8 Çift Kafa Kesim Mak. 400V	1250	5110	1880	12,01	1480	1755
20	DC 550 SK Çift Kafa Kesim Mak. 400V	1250	5120	1880	12,03	1470	1745
21	SC 550 Tek Kafa Kesim Mak. 400V	980	1280	1600	2,01	430	490
22	KD 402 S Çift Kafa Kesim Mak.400 V	750	4100	1700	5,23	487	622
23	TK 501 PVC Tek Köşe Kaynak Makinesi 230V	850	880	1490	1,11	195	237
24	TK 503 PVC Tek Köşe Kaynak Makinesi 230V	595	705	740	0,31	115	128
25	TK 505 PVC Tek Köşe Kaynak Makinesi (0,2 mm) 230V	840	840	1540	1,09	163	207
26	DK 502 PVC Çift Köşe Kaynak Makinesi 230V	750	4300	1700	5,48	540	680
27	DK 540 PVC Dört Köşe Kaynak Makinesi 230V	4080	2200	1760	15,71	1690	2079
29	CA 601 Köşe Temizleme Makinesi 400 V YENİ	920	1010	1430	1,33	198	249
30	CA 603 Köşe Temizleme Makinesi 400 V	880	1160	1490	1,52	258	313
31	CA 605 Köşe Temizleme Makinesi 400 V	880	1160	1490	1,52	264	324
32	CNC 610 Köşe Temizleme Makinesi 400 V	1030	1980	1970	4,02	1120	1245
33	CNC 608 Köşe Temizleme Makinesi 400 V	1030	1980	1970	4,02	1080	1205
34	SA 250 Soğutma Ünitesi	2320	3350	340	2,64	156	302
35	SA 260 Profil Çevirme Robotu	1080	5900	760	4,84	522	738
38	KM 211 Orta Kayıt Algıtırma Makinesi 400V	580	460	1100	0,29	62	64
39	KM 215 S Orta Kayıt Algıtırma Makinesi 400 V	550	950	1270	0,66	90	119
40	ST 264 Üçlü Su Tahliye Makinesi 230 V [Frekans Kontrolü]	770	740	1490	0,85	82	120
41	FR 221 S Kopya Freze Makinesi 400V	590	760	1500	0,67	72	110
42	FR 222 Kopyalı Freze Makinesi 230 V	530	610	490	0,16	26	29
43	FR 226 S Üçlü Kol Yeri Delmeli Kopya Freze Makinesi Soğutma Sistemli 400 V	800	800	1500	0,96	105	147
44	PY 100 Köşe Delme Presi	215	235	345	0,02	5,75	6,2
45	PY 101 Köşe Delme Presi [DİKDÖRTGEN]	215	235	345	0,02	8,05	8,5

46	PY 102 Köşe Delme Presi [ÇİFT ZİMBALI]	215	235	345	0,02	7,65	8,1
47	PY 104 Köşe Delme Presi [SİGMA \approx 11 mm]	215	235	345	0,02	7,55	8
48	KP 120 Hidrolik Alüminyum Köşe Birleştirme Presi (Otomatik) 400 V	1000	1160	1400	1,62	457	504
49	SÖT 275 Profil Kesme Makinesi	960	1100	1440	1,52	200	258
50	SD 201 Dikey Vidalama Makinesi	410	730	1920	0,57	100	132,5
51	MKN 300 Konveyör	270	3004	90	0,07	18	19
52	DKN 300 Konveyör	510	3120	270	0,43	81	124
53	PANÇ PRES (PNOMATİK)	380	640	730	0,18	90	107
54	CPM 4150 Kompozit Panel İş Merkezi (1600X4100) Man.tek ist.	3270	5825	1900	36,19	1860	2130
55	CPM 6161 Kompozit Panel İş Merkezi 1600X6850 Otom Çift İsta	3270	8350	1900	51,88	2661	2965
56	CRM 301 Kopyalı Freze makinesi	1250	1700	1300	2,76	430	510

UZMAKSAN MAKİNA GRAMAJ LİSTESİ

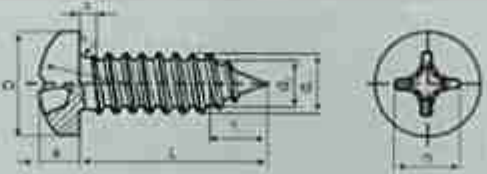
SIRA	ADI	AĞIRLIK (KG)	YÜKSEKLİK (CM)	UZUNLUK (CM)	GENİŞLİK (CM)
1	UZ-B85 Sabit Gövdeli Alüminyum Profil Bükme Makinesi	450	120	75	75
2	UZ-BY9 Yatay Dikey Pozisyonlu Alüminyum Profil Bükme Makinesi	450	120	75	75
3	UZ - CF Alüminyum Çita Profil Foyolama Makinesi	250	127	156	70
4	UZ - F90 Çift Eksen Profil Yüzeyi Folyo Yapıştırma Makinesi	225	135	180	50
5	UZ-PD13 Pnömatik Sensörlü Genizlik Folyo Yapıştırma Makinesi	270	135	180	60
6	UZ-TF1 Tek Eksen Folyo Yapıştırma Makinesi	150	135	120	50
7	UZ - 384 Dört Kafa İzo Bariyer Sıkma Makinesi	500	150	90	80
8	UZ - A86 Altı Kafa İzo Bariyer Sıkma Makinesi	700	150	100	80
9	UZ-A1 Altı Kafa Hareketli İzo Bariyer Sıkma Makinesi	750	150	100	80
10	UZ - N80 Çift Kafa Profil Naylon Sarma Makinesi	500	199	180	150
11	UZ - N84 Çift Kafa Profil Pnömatik Naylon Sarma Makinesi	500	199	180	150
12	UZ - PDT Profile Fırlı Kendi Takan Düz Ve Ters Olg Açma Makinesi	500	165	90	85
13	UZ-PB4 Alüminyum Profil Yivine Olg Açma Makinesi	400	170	95	120
14	UZ - S13 Dört Kafa Alüminyum Profil Yüzeyi Satınaj Makinesi	650	160	154	125
15	UZ - S95 Altı Kafa Alüminyum Profil Yüzeyi Satınaj Makinesi	950	180	215	125
16	UZ - SH4 Dört Kafa Hareketli Alüminyum Profil Yüzeyi Satınaj Makinesi	1600	188	147	138
17	UZ - SH6 Altı Kafa Hareketli Alüminyum Profil Yüzeyi Satınaj Makinesi	1800	188	165	138
18	UZ- C1 Cırt Bant Yapıştırma Makinesi	200	190	80	58

İNOKS VE NORMAL KAPLI SAÇ VİDA GRAMAJLARI

YSB Saç Vidası
(Cross Recessed Pan Head Tapping Screws)

Yıldız Silindir Başlı

Ölçüler mm'dir. (Dimensions in mm)



DIN 7981
TS 432

		2.9	3.5	3.9	4.2	4.8	5.5	6.3
D	max.	5.60	6.90	7.50	8.20	9.50	10.80	12.50
	min.	5.30	6.54	7.14	7.84	9.14	10.37	12.07
k	max.	2.20	2.60	2.80	3.05	3.55	3.95	4.55
	min.	1.95	2.35	2.55	2.75	3.25	3.65	4.25
m =		3	4.2	4.4	4.6	5	6.5	7.1
1000 adedinin kg. ağırlığı (Weights of 1000 pcs in kg)								
L: Boy		2.9	3.5	3.9	4.2	4.8	5.5	6.3
6.5		0.4						
9.5		0.51	0.79	1.05	1.22	1.85		
13		0.63	0.97	1.27	1.46	2.2	3.2	3.9
16		0.74	1.12	1.46	1.67	2.5	3.6	4.44
19		0.85	1.27	1.65	1.88	2.8	4	4.98
22			1.42	1.84	2.1	3.1	4.38	5.52
25			1.57	2.03	2.3	3.4	4.76	6.06
32					2.8	4.1	5.67	7.32
38						4.7	6.45	8.4
45						5.4	7.1	10
50						5.9	7.8	11

PVC VE ALÜMİNYUM VİDA GRAMAJLARI

MP41-23/1	YHB MUV KUTULU KİLOĞRAM VE ADETLERİ	X1000	3		
ÖLÇÜ		KUTULU AD.	KUTULU NET KG	KUTULU BÜRÜT KG	BİRİM GRAMAJ
3,9 X 13	YHB MUV	16	13,92	14,57	0,87
3,9 X 16	YHB MUV	16	16,96	17,61	1,06
3,9 X 19	YHB MUV	14	16,94	17,59	1,21
3,9 X 22	YHB MUV	12	16,8	17,45	1,4
3,9 X 25	YHB MUV	13,5	21,06	21,66	1,56
3,9 X 32	YHB MUV	9	17,19	17,99	1,91
3,9 X 38	YHB MUV	8	18,4	18,9	2,3
4,2 X 16	YHB MUV	14	18,48	19,13	1,32
4,2 X 19	YHB MUV	12	18,12	18,77	1,51
4,2 X 22	YHB MUV	10	16,9	17,55	1,69
4,2 X 25	YHB MUV	12	22,82	23,52	1,91
4,2 X 32	YHB MUV	9	20,88	21,68	2,32

4,2 X 38	YHB MUV	8	22	22,5	2,75
4,2 X 45	YHB MUV	6	19,44	19,94	3,24
4,2 X 50	YHB MUV	4	13,8	14,3	3,45
4,8 X 16	YHB MUV	10	16,8	17,45	1,68
4,8 X 19	YHB MUV	10	18,8	19,45	1,88
4,8 X 22	YHB MUV	8	16,48	17,13	2,08
4,8 X 25	YHB MUV	9	22,05	22,85	2,45
4,8 X 32	YHB MUV	8	24,08	24,58	3,01
4,8 X 38	YHB MUV	6	21,24	21,74	3,54
4,8 X 45	YHB MUV	4	18,8	17,3	4,2
4,8 X 50	YHB MUV	4	18,68	19,18	4,67
4,8 X 60	YHB MUV	3,2	17,82	18,32	5,57
4,8 X 70	YHB MUV	2,4	15,28	15,75	6,37
4,8 X 80	YHB MUV	2,5	18,72	19,22	7,49
4,8 X 100	YHB MUV	2	18,22	19,22	9,11

MP41-23/2		YSB MUV KUTULU KİLOĞRAM VE ADETLERİ			4
ÖLÇÜ		KUTULU ADET	KUTULU NET KG	KUTULU BÜRÜT KG	BİRİM GRAMAJ
3,5 X 10,5	YSB MUV	16			
3,9 X 9,5	YSB MUV	18	16	16,65	1
3,9 X 13	YSB MUV	16	18,8	19,53	1,18
3,9 X 16	YSB MUV	14	18,9	19,55	1,35
3,9 X 19	YSB MUV	12	18,36	19,01	1,53
3,9 X 22	YSB MUV	10	16,3	16,95	1,63
3,9 X 25	YSB MUV	8	15,04	15,69	1,88
3,9 X 32	YSB MUV	9	19,8	20,6	2,2
3,9 X 38	YSB MUV	8	20,8	21,6	2,6
4,2 X 16	YSB MUV	12	20,16	20,81	1,68
4,2 X 19	YSB MUV	10	17,8	18,45	1,78
4,2 X 22	YSB MUV	8	16,64	17,29	2,08
4,2 X 25	YSB MUV	8	18,08	18,73	2,26
4,2 X 32	YSB MUV	8	21,2	21,7	2,65
4,2 X 38	YSB MUV	8	24,56	25,06	3,07
4,2 X 45	YSB MUV	6	21,48	21,98	3,58
4,2 X 50	YSB MUV	4			
4,8 X 16	YSB MUV	8	18,08	18,73	2,26
4,8 X 19	YSB MUV	8	21,28	21,93	2,66
4,8 X 22	YSB MUV	6	17,64	18,29	2,94
4,8 X 25	YSB MUV	6	19,14	19,79	3,19
4,8 X 32	YSB MUV	6	22,32	22,8	3,72
4,8 X 38	YSB MUV	6	25,28	25,78	4,38
4,8 X 45	YSB MUV	4			

4,8 X 50	YSS MUV	4	20,84	21,34	5,21
4,8 X 60	YSS MUV	3,2	18,93	20,43	6,23
4,8 X 70	YSS MUV	2,4	17,3	17,8	7,21
4,8 X 80	YSS MUV	2,5	20,15	21,15	8,06
4,8 X 100	YSS MUV	2	19,68	20,68	9,84

MP41-22/1		BULDEX VİDALARI ADET VE KİLOĞRAMLARI X 1000			
ÖLÇÜ		ADET	NET KG	BÜRÜT KG	
7,5 X 60	TDR BSY	1,6	18,5	19,9	12,04
7,5 X 80	TDR BSY	1	14,75	15,05	14,68
7,5 X 80/2	TDR BSY	1,5	22,02	22,37	14,68
7,5 X 100	TDR BSY	1	18,35	18,7	18,95
7,5 X 120	TDR BSY	0,9	21,21	21,56	21,21
7,5 X 150/2	TDR BSY	0,7	18,23	19,64	27,56
7,5 X 150	TDR BSY	0,8	22,04	22,39	27,56
7,5 X 180	TDR BSY	0,5	16,27	16,62	32,54
7,5 X 180/2	TDR BSY	0,6	18,52	19,84	32,54
7,5 X 200	TDR BSY	0,5			

MP41-25		ÇATI VİDALARI KUTULU ADET VE KİLOĞRAMLARI X1000			
ÖLÇÜ		KUTULU ADET	KUTULU NET KG	KUTULU BÜRÜT KG	BİRİM GRAMAJ
4,8 X 18	T-6MUV	4,8	19,29	20,29	4,02
4,8 X 25	T-6MUV	3,9	16,77	17,77	4,3
5,5 X 25	T-6MUV	3	17,52	18,52	5,84
5,5 X 32	T-6MUV	2,7	17,98	18,98	6,66
5,5 X 38	T-6MUV	2,4	17,65	18,65	7,36
5,5 X 50	T-6MUV	1,8	16,43	17,43	9,13
5,5 X 60	T-6MUV	1,2	11,83	12,83	9,86
6,3 X 25	T-6MUV	2,1			
6,3 X 32	T-6MUV	1,8	17,42	18,42	9,88
6,3 X 38	T-6MUV	1,5	16,74	17,74	11,16
6,3 X 50	T-6MUV	1,2	15,07	16,07	12,56
6,3 X 60	T-6MUV	0,9	12,54	13,54	13,94
5,5 X 25	T-12 MUV	3	14,28	15,28	4,76
5,5 X 32	T-12 MUV	2,7	17,55	18,55	6,5
5,5 X 38	T-12 MUV	2,4	15,50	16,50	6,9
5,5 X 50	T-12 MUV	1,5	12,9	13,9	8,6
5,5 X 60	T-12 MUV	1,2	11,84	12,84	9,87
MP41-21/3/1	SNT VİDALARI ADET VE KİLOĞRAMLARI	8LCTX1000			

ÖLÇÜ	ADET	NET KG	BÜRÜT KG
2,5 X 16 SNT YHB	32	11,8	12,6
2,5 X 18 SNT YHB	32	12	13,2
3,0 X 13 SNT YHB	32	13,5	14,9
3,0 X 16 SNT YHB	32	16	17,5
3,0 X 20 SNT YHB	16	10,3	10,75
3,0 X 25 SNT YHB	16	16,1	16,8
3,5 X 13 SNT YHB	32	17,9	20,15
3,5 X 15 SNT YHB	32		
3,5 X 16 SNT YHB	32	21,7	24,1
3,5 X 18 SNT YHB	32	24	26,8
3,5 X 20 SNT YHB	16	12,8	14,3
3,5 X 25 SNT YHB	16	16,1	16,8
3,5 X 30 SNT YHB	12	13,2	14,5
3,5 X 30/2 SNT YHB	16	18,5	19,9
3,5 X 35 SNT YHB	12	15,6	16,9
3,5 X 40 SNT YHB	8	11,4	14,1
3,5 X 45 SNT YHB	6		
3,5 X 50 SNT YHB	8	15	16,65
3,5 X 50/2 SNT YHB	6		
3,5 X 60 SNT YHB	6		
4,0 X 13 SNT YHB	32	28	29,7
4,0 X 16 SNT YHB	16	16,5	17,15
4,0 X 18 SNT YHB	16	18	18,05
4,0 X 20 SNT YHB	16	20,4	18,3
4,0 X 25 SNT YHB	16	22,2	23,45
4,0 X 30 SNT YHB	12	18	19,3
4,0 X 30/2 SNT YHB	12	18	19,3
4,0 X 35 SNT YHB	8	13,7	15
4,0 X 40 SNT YHB	8	17,6	17,15
4,0 X 45 SNT YHB	8	24	25,6
4,0 X 50 SNT YHB	6	14,8	16,1
4,0 X 60 SNT YHB	4	11,7	12,9
4,0 X 70 SNT YHB	3		
4,5 X 20 SNT YHB	8	11,4	12,4
4,5 X 25 SNT YHB	8	13,75	14,75
4,5 X 30 SNT YHB	8	17,9	18,9
4,5 X 35 SNT YHB	8	19,35	20,35
4,5 X 40 SNT YHB	8	20,85	21,85
4,5 X 50 SNT YHB	6	23,93	25,42
4,5 X 60 SNT YHB	4	15,85	16,85

SNT VİDALARI ADET VE KİLOĞRAMLARI

ÖLÇÜ	ADET	NET KG	BÜRÜT KG
5,0 X 20 SNT YHB	8	14,1	15,8
5,0 X 25 SNT YHB	8	18,05	19,05
5,0 X 30 SNT YHB	8	20,75	21,75
5,0 X 40 SNT YHB	4	13,4	14,4
5,0 X 45 SNT YHB	4	14,9	15,9
5,0 X 50 SNT YHB	4	15,95	16,95
5,0 X 60 SNT YHB	3	14,7	15,7
5,0 X 70 SNT YHB	3	17,05	18,05
5,0 X 80 SNT YHB	1,8	11,6	12,6
5,0 X 90 SNT YHB	1,8		
5,0 X 100 SNT YHB	1,8	13,85	14,85
5,0 X 120 SNT YHB	1,2		
6,0 X 40 SNT YHB	3	16	17
6,0 X 50 SNT YHB	3	17,75	18,75
6,0 X 60 SNT YHB	3	21,35	22,35
6,0 X 70 SNT YHB	1,8	14,9	15,9
6,0 X 80 SNT YHB	1,8	17,2	18,2
6,0 X 90 SNT YHB	1,2		
6,0 X 100 SNT YHB	1,2	13,75	14,75
6,0 X 120 SNT YHB	1,2	16,15	17,15
6,0 X 130 SNT YHB	1,2		
6,0 X 150 SNT YHB	1,2	20,15	21,15

SİNEKLİK ÜRÜN GRAMAJLARI

KOD	ÜRÜN	KOLİ	PAKET	NET	BRÜT	EBAT
5001	17 x 25 - Montaj pencere - kapı için plastik pimli	16 Pk	100 Ad	11.800	12.500	60x40x20
5002	10 x 20 - Montaj pencere için plastik pimli	15 Pk	100 Ad	9.900	10.600	60x40x20
5003	10 x 20 Köşe takozu pencere için 45°	20 Pk	100 Ad	13.400	15.300	60x40x20
5004	10 x 20 Köşe takozu pencere için 90°	15 Pk	100 Ad	11.000	11.650	60x40x20
5004SS	10 x 20 Köşe takozu pencere için 90°	20 Pk	100 Ad	14.300	15.100	60x40x20
5005	10 x 25 Köşe takozu pencere için 90°	18 Pk	100 Ad	18.500	19.700	60x40x40
5005E	17 x 25 Köşe takozu pencere - kapı için 90°	12 Pk	100 Ad	20.500	21.500	60x40x40
5005S	17 x 25 Köşe takozu pencere - kapı için 90°	18 Pk	100 Ad	17.800	19.300	60x40x40
5007	17 x 25 - Köşe takozu pencere - kapı için 45°	10 Pk	100 Ad	12.500	13.200	60x40x20
5008	17 x 25 Köşe takozu pencere - kapı için 45°	10 Pk	100 Ad	10.800	11.600	60x40x20
5009	20 x 40 Köşe takozu kapı için 90°	10 Pk	30 Ad	6.000	6.700	60x40x20
5010	17 x 42 Köşe takozu kapı için 90°	12 Pk	50 Ad	22.500	23.400	60x40x40
5012	17 x 25 Köşe Mukavemet Takozu	15 Pk	100 Ad	8.700	9.400	60x40x20

5013	17 x 25 Tutma kolu [Elips Kol]	12 Pk	100 Ad	13.300	14.000	60x40x20
5014	17 x 42 B: Tutma kolu	15 Pk	100 Ad	11.800	12.300	60x40x20
5015	17 x 25 - Tutma kolu	20 Pk	100 Ad	8.600	9.300	60x40x20
5016	10 x 20 Tutma kolu	30 Pk	100 Ad	12.600	13.300	60x40x20
5017	10 x 20 - Tutma kolu	50 Pk	100 Ad	6.600	7.300	60x40x20
5018	SURME Havuz kol	30 Pk	100 Ad	9.000	9.700	60x40x20
5019	D KÖL Tutma kolu	13 Pk	50 Ad	7.600	8.300	60x40x20
5020	10 x 20 - Sabit sineklik çeffaf tutma halkası	25 Pk	100 Ad	8.000	8.600	60x40x20
5021	10 x 20 - Sabit sineklik tutma halkası altı	25 Pk	100 Ad	10.100	10.700	60x40x20
5022	10 x 20 - Sabit sineklik bağlama pabuçu takımı	30 Pk	25 Tk	9.500	10.600	60x40x40
5023	17 x 25 Sabit sineklik bağlama pabuçu takımı	24 Pk	25 Tk	9.800	10.800	60x40x40
5024	PVCpenc Sabit sineklik tirnak takımı paslanmaz ç.	40 Pk	30 Tk	14.600	15.400	25x20x10
5025	4 - 5 mm Sineklik gergi kordonu	10 Pk	100 Mt	18.000	18.150	
5050	17 x 25 - Kilit İthal krom	20 Pk	50 Ad	24.000	25.000	
5051	17 x 25 - Kilit miknatıs	12 Pk	100 Ad	24.200	25.000	25x20x10
5052	17 x 25 - Kilit pencere - kapı için	20 Pk	100 Ad	10.700	10.400	60x40x20
5053	10 x 20 - Kilit pencere için	30 Pk	100 Ad	14.000	14.700	60x40x20
5054	10 x 25 Arakayıt bağlantı elemanı	50 Pk	100 Ad	12.000	12.700	60x40x20
5055	17 x 25 - Arakayıt bağlantı elemanı	150 Pk	30 Ad	13.300	14.000	60x40x20
5056	10 x 20 Arakayıt bağlantı elemanı	50 Pk	100 Ad	12.000	12.700	60x40x20
5060	Sürme sineklik rulmanı	10 Pk	30 Ad			
5061	Sürme sineklik köşe birleştirme elm	10 Pk	30 Ad			
5062	Sürme sineklik kaydırma tekeri	10 Pk	30 Ad			
5070	Fiti Takma Aparatı	8 Pk	30 Ad	11.300	12.000	60x40x20
70001	Plastik Pencere Kolu		200 Ad	15.500	16.000	50x30x25
70002	Plastik Pencere Kolu		200 Ad	15.500	16.000	50x30x25
70008	Pervazmatik* 10*60mm	10 Pk	20 Ad	4.000	4.500	50x30x25
70012	Vasistas Carpma Plastik Pencere için	10 Pk	50 Ad	15.700	16.200	50x30x25
70014	Vasistas Carpma Alüminyum pencere için	10 Pk	50 Ad	11.800	12.300	50x30x25
70016	Surme Sızdırmazlık Taşozu	10 Pk	40 Ad	7.700	8.500	60x40x20
70042	Denizlik Kapagi 42cm	1 Pk	150 Ad	4.000	4.200	
70062	Denizlik Kapagi 62cm	1 Pk	150 Ad	5.600	5.800	
70032	Alm Denizlik Kapagi 42cm	1 Pk	150 Ad	6.400	6.500	
70020	5x29x75 Cam Taşozu	3 Pk	1000 Ad	6.800	7.000	
70024	5x24x75 Cam Taşozu	5 Pk	500 Ad	8.100	8.300	
70030	5x30x75 Cam Taşozu	3 Pk	500 Ad	5.000	5.200	
9080	80 x 30 Fiberglass Tül	6 Rulo	24 M2	16.500	17.500	80x33x30
9100	100 x 30 Fiberglass Tül	6 Rulo	30 M2	20.500	21.500	100x33x30
9120	120 x 30 Fiberglass Tül	6 Rulo	36 M2	25.000	26.000	120x33x30
9140	140 x 30 Fiberglass Tül	6 Rulo	42 M2	30.000	31.000	140x33x30

9160	160 x 30 Fiberglass Tül	6 Rulo	48 M2	35.000	36.000	160x33x30
150mm	Denizlik Profili [Sill Profile Cover]	4 Boy	24 Mt	21.600		
200mm	Denizlik Profili [Sill Profile Cover]	4 Boy	24 Mt	28.800		
250mm	Denizlik Profili [Sill Profile Cover]	4 Boy	24 Mt	36.000		
300mm	Denizlik Profili [Sill Profile Cover]	4 Boy	24 Mt	43.200		

ALÜMİNYUM KAPI KOLLARI GRAMAJLARI

KOD	TAKIM	ÜRÜN	GRAMAJ
MP31-11	1 TK.	25X200 Kıvrık Kol - Beyaz	760 GR.
MP31-11	1 TK.	25X250 Kıvrık Kol - Beyaz	840 GR.
MP31-11	1 TK.	25X300 Kıvrık Kol - Beyaz	890 GR.
MP31-11	1 TK.	25X350 Kıvrık Kol - Beyaz	954 GR.
MP31-11	1 TK.	25X400 Kıvrık Kol - Beyaz	1040 GR.
MP31-11	1 TK.	30X300 Kıvrık Kol - Beyaz	1031 GR.
MP31-11	1 TK.	30X350 Kıvrık Kol - Beyaz	1060 GR.
MP31-11	1 TK.	30X400 Kıvrık Kol - Beyaz	1100 GR.
MP31-12	1 TK.	30X300 Yarım Ay Barı Kol	1020 GR.
MP31-12	1 TK.	30X350 Yarım Ay Barı Kol	1250 GR.
MP31-12	1 TK.	25X200 Yay Barı Kol	813 GR.
MP31-12	1 TK.	25X300 Yay Barı Kol	1053 GR.
MP31-12	1 TK.	30X250 Yay Barı Kol	1334 GR.
MP31-12	1 TK.	30X300 Yay Barı Kol	1480 GR.
MP31-15	1 TK.	25X200 U Çekme Kol	532 GR.
MP31-15	1 TK.	25X300 U Çekme Kol	671 GR.
MP31-15	1 TK.	25X400 U Çekme Kol	906 GR.
MP31-15	1 TK.	25X500 U Çekme Kol	950 GR.
MP31-15	1 TK.	25X800 U Çekme Kol	1365 GR.
MP31-15	1 TK.	30X300 U Çekme Kol	868 GR.
MP31-14	1 TK.	25X200 V Kol	575 GR.
MP31-14	1 TK.	25X300 V Kol	755 GR.
MP31-14	1 TK.	25X400 V Kol	1197 GR.
MP31-14	1 TK.	30X350 V Kol	1030 GR.
MP31-23	1 TK.	25X900 Baston Kol	1654 GR.
MP31-23	1 TK.	25X1000 Baston Kol	1865 GR.
MP31-23	1 TK.	30X1100 Baston Kol	2311 GR.
MP31-23	1 TK.	30X1200 Baston Kol	2300 GR.
MP31-28	1 TK.	Bant Lama Kol 80 Cm	2700 GR.
MP31-28	1 TK.	Bant Lama Kol 100 Cm	3294 GR.
MP31-28	1 TK.	Bant Lama Kol 90 Cm	3150 GR.

MP33-17	1 TK.	H Kol 70 Cm	1500 GR
MP31-17	1 TK.	H Kol 50 Cm	1197 GR
MP31-17	1 TK.	H Kol 40 Cm	1071 GR
MP31-19	1 TK.	Yay Kol 40 Cm	1079 GR
MP33-19	1 TK.	Yay Kol 45 Cm	1153 GR
MP31-19	1 TK.	Yay Kol 55 Cm	1267 GR
MP31-19	1 TK.	Yay Kol 50 Cm	1294 GR
MP31-19	1 TK.	Yay Kol 60 Cm	1487 GR
MP33-19	1 TK.	Yay Kol 70 Cm	1536 GR
MP31-19	1 TK.	Yay Kol 80 Cm	1852 GR

PVC KAPI VE PENCERE AKSESUARLARI GRAMAJLARI

KOD	ÜRÜN	KOLİ / PAKET	ADET	KG
MP26-04/02	5Mm x 28 mm x 80 mm camı takoz - geniş cam ak17	1 Pk	1.000	3,75
MP26-04/03	3Mm x 28 mm x 80 mm camı takoz - ak15	1 Pk	1.000	3,2
MP26-04/04	Geniş cam takozu ince 2 mm *28 mm *80 mm	1 Pk	1.000	2,4
MP26-04/05	6000 Camı takozu kalın 5 mm*25 mm*80 mm	1 Pk	1.000	2,5
MP26-04/06	6000 Camı takozu ince 2 mm*25 mm*80 mm	1 Pk	1.000	2
MP26-04/11	İnce cam takoz ayar 2mm*20mm*100 mm	1 Pk	2.000	5,2
MP26-04/10	Kanalı cam takozu 5 mm *20 mm*100 mm	1 Pk	1.000	2,45
MP26-04/07	Bükülen cam takoz	1 Pk	1.000	3,10
MP26-04/08	3 Mm bükülen cam takoz	1 Pk	1.000	2,05
MP26-04/12	Softline cam takoz	1 Pk	1.000	2,67
MP26-04/13	Küçük cam takozu 35 mm*2 mm	1 Pk	2.000	2,4
MP26-04/14	Minik cam takozu 25mm*2 mm	1 Pk	2.000	1,1
MP26-04/16	Tek cam takozu kalın 8 mm *4 mm	1 Pk	2.000	3,05
MP26-06/1	Kanat kaldırma takozu delikli	1 Pk	1.000	5,4
MP26-06/3	Kanat kaldırma takozu tırnaklı	1 Pk	1.000	3,2
MP26-07	12 Mm montaj tapası	1 Pk	2.000	0,85
MP26-05	Su tahliye tapası genel	1 Pk	2.000	2,5
MP26-12/1	Wasistas plastik çarpma	1 Pk	200	6,80
MP26-15/1	Havalandırma mandalı	1 Pk	1.000	20
MP29-06	Plastik pencere kolu demirsiz kademeli	1 Pk	200	19
MP29-07	Plastik pencere kolu furkan demirli	1 Pk	200	21
MP29-16	Plastik yale kapı kolu demirli	1 Pk	40	14,70
MP29-17	Plastik oda kapı kolu demirli	1 Pk	40	14,70
MP29-18	Plastik wc kapı kolu demirli	1 Pk	40	16,40

SÜRME - PANJUR KIL FİTİL GRAMAJLARI

SLIDING AND SHUTTER WEATHERSTRIPPING PILE [SLICONIZED]

Ürün	Rulu / Metre	Koli / Rulo	Koli / Metre	Net / Kg	Brüt / Kg
PB-48-450 -4P	500	4	2000	12.000	12.800
PB-48-800 -4P	275	4	1100	11.000	11.800
PB-48-1200 -4P	150	4	600	6.680	7.480
PB-67-550 -4P	350	4	1400	10.700	11.500
PB-67-600 -4P	325	4	1300	9.200	10.000
PB-67-650 -4P	275	4	1100	8.400	9.200
PB-67-700 -4P	275	4	1100	8.450	9.250
PB-67-800 -4P	225	4	900	8.550	9.350
PB-67-1000 -4P	150	4	600	6.480	7.280
PB-67-1200 -4P	150	4	600	7.650	8.450
PB-67-1500 -4P	150	4	600	8.850	9.650
PB-67-1800 -4P	125	4	500	7.400	8.200
PB-67-2000 -4P	125	4	500	7.500	8.300

FİNLİ - ASETATLI PVC SÜRME FİTİLLERİ

FN - ASETAT PVC SLIDING WEATHERSTRIPPING PILE

FN-51-650 -4P	300	4	1200	11.000	11.800
FN-70-700 -4P	225	4	900	9.200	10.000

KOMPRESÖRLER GRAMAJLARI

No	Ürün	Ebat / Cm	KAP	M ³	Net / Kg	Brüt / Kg
1	SET 50/500-5.5P KOMPRESÖR	195X65X125	1	1,59	230	235
2	SET 50/500-7.5P KOMPRESÖR	195X65X125	1	1,59	230	235
3	SET 50/500-5.5MP KOMPRESÖR	195X65X125	1	1,59	230	235
4	SET 40/300-5.5P KOMPRESÖR	168X50X103	1	0,87	230	235
5	SET 40/300-4MP KOMPRESÖR	168X50X103	1	0,87	230	235
6	SET 40/200-4MP KOMPRESÖR	133X61X106	1	0,86	112	115
7	SET 40/200-5.5P KOMPRESÖR	133X61X106	1	0,86	112	115
8	AK 900 HAVA KURUTUCU SET	41X32X54	1	0,07	30	35

3D Atölye kurulumu projemiz için PVC ve Alüminyum atölyeleri oluşturulacaktır. Söz konusu bu atölyeler için 8 saatlik çalışma dilimine göre belirlenen set alternatifleri aşağıda detayları paylaşılmıştır. Belirtilen set planlarının hava, elektrik, atölye alanı (m²) ve personel sayıları baz alınarak planların oluşturulması gerekmektedir. PVC ve Alüminyum Atölye set detayları aşağıdaki gibidir:

PVC SETLER

8 Saatlik dilimde 30 – 40 Adet Çerçeve

- KD 350 D
- TK 503
- ST 264
- KM 210
- SDT 275
- CA 601
- CK 401
- FR 220
- WB 4000 [1 ADET]

8 Saatlik dilimde 50 – 60 Adet Çerçeve (CE)

- ACK 420 CE
- FR 225
- ST 264
- KM 215
- SDT 275
- TK 505
- CA 603
- CK 412
- WB 4000 [2 ADET]

8 Saatlik dilimde 50 – 60 Adet Çerçeve

- ACK 420
- FR 225
- ST 264
- KM 215
- SDT 275
- TK 505
- CA 603
- CK 412
- WB 4000 [2 ADET]

8 Saatlik dilimde 60 – 100 Adet Çerçeve

- DC 421 PBS
- CRM 201 S
- KM 215
- SDT 275
- DK 502
- CA 603
- CK 412
- WB 4000 [2 ADET]

8 Saatlik dilimde 180 – 220 Adet Çerçeve

- DC 421 PBS
- CRM 201 S > CRM 201 S
- KM 215
- SDT 275
- CNC 608 - 610
- DK 540
- CK 412 [SKN 301 ile beraber]
- WB 4000 [3 ADET]

8 Saatlik dilimde 250 – 280 Adet Çerçeve - PCC 6505 (ÇİFT KAFA YERİNE PCC 6505)

- PCC 6505
- CRM 201 S > CRM 201 S
- KM 215
- SDT 275
- CCL 1660
- CK 412 [SKN 301 ile beraber]
- WB 4000 [3 ADET]

8 Saatlik dilimde 250 – 280 Adet Çerçeve

- PIM 6508
- KM 215
- SDT 275
- SD 201

- CCL 1660
- CK 412 [SKN 301 ile beraber]
- NSM 351
- WB 4000 [4 ADET]
- VP 1000 [2 ADET]
- GPT 1000 [1 ADET]
- HP 1000 [2 ADET]
- PT 1000 [2 ADET]

ALÜMİNYUM SET

8 Saatlik dilimde 50 – 60 Adet Çerçeve

- ACK 420 S
- FR 221 S
- KM 215 S
- KP 120 / 110

8 Saatlik dilimde 60 – 100 Adet Çerçeve

- DC 421 PBS
- CRM 250 S
- KM 215 S
- KP 120

8 Saatlik dilimde 60 – 100 Adet Çerçeve [CRM 301 S]

- DC 550 PB / SK
- AIM 4310
- KM 215 S
- KP 120

8 Saatlik dilimde CEPHE ATÖLYESİ

- PCC 6505
- AIM 7510
- KP 120

Diğer Notlar

1. Tüm atölye planlarına belirtilen makinelere göre kaç personel çalıştırılması gerektiğinin belirtilmesi gerekiyor.
2. Her atölye planı için kullanılacak toplam elektrik ve hava ihtiyacının belirtilmesi gerekiyor.
3. Belirtilen makineler için ne kadar alana [m2] ihtiyaç olunduğunun belirtilmesi gerekiyor.
4. Makine yerleşimleri işlev sırasına göre yapılması gerekmektedir. (Katalogdaki yerleşim planı gibi)

*** Belirtilen tüm makinelerin güncel hallerinin *iges ve *step formatlarının tarafımıza teslim edilmesi önemle rica olunur. Aynı zamanda makineler için ayrıca 3D modelleme yapılacaktır.



Katalogta belirtilmiş olan miktar, kg, görsel ve teknik özellikler değişiklik gösterebilir.
Kilograms, Pictures and technical specification may contain difference in the catalogue.

RAL 1000	RAL 1001	RAL 1002	RAL 1003	RAL 1004	RAL 1005	RAL 1006	RAL 1007
RAL 1011	RAL 1012	RAL 1013	RAL 1014	RAL 1015	RAL 1016	RAL 1017	RAL 1018
RAL 1019	RAL 1020	RAL 1021	RAL 1022	RAL 1023	RAL 1024	RAL 1025	RAL 1026
RAL 1033	RAL 1034	RAL 2000	RAL 2001	RAL 2002	RAL 2003	RAL 2004	RAL 2005
RAL 2009	RAL 2010	RAL 2011	RAL 2012	RAL 2006	RAL 2007	RAL 2008	RAL 2009
RAL 3004	RAL 3005	RAL 3007	RAL 3009	RAL 3011	RAL 3012	RAL 3013	RAL 3014
RAL 3015	RAL 3016	RAL 3017	RAL 3018	RAL 3020	RAL 3021	RAL 3022	RAL 3023
RAL 4001	RAL 4002	RAL 4003	RAL 4004	RAL 4005	RAL 4006	RAL 4007	RAL 4008
RAL 5009	RAL 5006	RAL 5001	RAL 5002	RAL 5003	RAL 5004	RAL 5005	RAL 5007
RAL 5008	RAL 5009	RAL 5010	RAL 5011	RAL 5012	RAL 5013	RAL 5014	RAL 5015
RAL 5017	RAL 5018	RAL 5019	RAL 5020	RAL 5021	RAL 5022	RAL 5023	RAL 5024
RAL 6009	RAL 6011	RAL 6002	RAL 6003	RAL 6004	RAL 6005	RAL 6006	RAL 6007
RAL 6008	RAL 6009	RAL 6010	RAL 6011	RAL 6012	RAL 6013	RAL 6014	RAL 6015
RAL 6016	RAL 6017	RAL 6018	RAL 6019	RAL 6020	RAL 6021	RAL 6022	RAL 6024
RAL 6025	RAL 6026	RAL 6027	RAL 6028	RAL 6029	RAL 6030	RAL 6031	RAL 6034
RAL 7000	RAL 7001	RAL 7002	RAL 7003	RAL 7004	RAL 7005	RAL 7006	RAL 7007
RAL 7008	RAL 7009	RAL 7010	RAL 7011	RAL 7012	RAL 7013	RAL 7014	RAL 7015
RAL 7021	RAL 7022	RAL 7023	RAL 7024	RAL 7025	RAL 7026	RAL 7027	RAL 7028
RAL 7031	RAL 7032	RAL 7033	RAL 7034	RAL 7035	RAL 7036	RAL 7037	RAL 7038
RAL 7041	RAL 7042	RAL 7043	RAL 7044	RAL 8000	RAL 8001	RAL 8002	RAL 8003
RAL 8004	RAL 8005	RAL 8006	RAL 8007	RAL 8008	RAL 8009	RAL 8010	RAL 8011
RAL 8012	RAL 8013	RAL 8014	RAL 8015	RAL 8016	RAL 8017	RAL 8018	RAL 8019
RAL 8020	RAL 8021	RAL 8022	RAL 8023	RAL 8024	RAL 8025	RAL 8026	RAL 8027
RAL 9001	RAL 9002	RAL 9003	RAL 9004	RAL 9005	RAL 9006	RAL 9007	RAL 9008
RAL 9009	RAL 9010	RAL 9011	RAL 9012	RAL 9013	RAL 9014	RAL 9015	RAL 9016
RAL 9017	RAL 9018	RAL 9019	RAL 9020	RAL 9021	RAL 9022	RAL 9023	RAL 9024

Yukarıdaki eloksal ve RAL renkleri baskıdan dolayı gerçek renklerle örtüşmeyebilir. Asıl ürün kartelasından kontrol ediniz



Above anodised and ral colours may contain tone difference because of catalogue publishing. Please check the colour from original colour chart.



GALAXY, GALAXYBOND, GALAXYLIGHT: Her ikisi ürünleri tamamı geri dönüşümlüdür. Hem çelikten malzeme hem de alüminyum levhalar geri dönüşümlüdür ve yeni bir döngüde üretiminde kullanılabilir.



Bütün boyutlu panelleri, derinde stabilizasyon için yapılmıştır. Kuvvetli rüzgarın montajdan sonra mümkün olan en kısa sürede çıkarılması önerilir. Düşük yarımsına farklılıklarından kaçınmak için kompozit parçaları aynı yönde kullanınız. İnce ve homojen çekimdirine bağlı olarak GALAXY, GALAXYBOND takı başına bir yalıtım panesi değişik uygulamalarda kullanılan çözümler sayesinde bu şekilde kesilebilir.

Hürriyet Mah. Dr. Cemil Bengü Cad. No:62 Çağlayan Kağıthane İSTANBUL



Alüminyum kalınlıkları reklam sektörü gereklilikleri ve uygulamaları açısından alt 0.30 üst 0.38 olarak hazırlanmıştır. Uygulamalarımızda ekonomik ve estetik çözümler sunar.





Sawing / Cutting

GALAXYBOND dkey panel kesimi, dani kesimi veya maketel oyna kesimi ile kesilebilir. Kesme diğirini kalınlığı 2-4mm tavsiye edilir. GALAXYBOND can be cut with a vertical panel saw or a table saw or jig saw. Recommended thickness of saw teeth is 2-4 mm.



Drilling / Açma / Delme

GALAXYBOND metaler için özel maketelerle normal olarak delinir. Yum ve plastik için kullanılmayan hermetik, çelik, metalize edilmiş uçlu ve yüksek hızlı metaloplasta kullanılabilir. GALAXYBOND can be drilled with special metal drill bits. Normal drill bits and high speed drills that are normally used for aluminum and plastic, in common machines, are suitable.



Sanding / Zımparalama

GALAXYBOND'u yekilendirmek için frez makinesi ile veya kesme maketeleri, kuyucu frez makinesi ve maketel oyna testere kullanılmaktadır. GALAXYBOND can be sanded by using leveling machines, wood planing machines, stop-planing machines and planing machines.



Grinding / İnceleme

GALAXYBOND'un yüksekliğini kesme kütanesi masası veya yüksekliğini kesme maketeleri ile kesilebilir. Gerektiğinde en az 10x10 cm'lik parçalar kesilmelidir. Yüksekliğini kesme maketeleri için özel maketeler kullanılmaktadır. GALAXYBOND can be cut using a benching table or a press benching. Minimum internal radius should be 10x10 cm. Special machines in order to protect the surface quality of the panel should be used.



Polishing / Parlatma

GALAXYBOND'u parlatmak için özel maketelerle kesme maketeleri ile kesilebilir. Temizleme için özel temizleyiciler kullanılmalıdır. Zımparalama işlemi yapıldıktan sonra kesme maketeleri kullanılmamalıdır. GALAXYBOND can be polished using conventional sanding machines and hand planing tools. Sharp tools should not be used for polishing. Polishing machines should be used for polishing. After sanding, the surface should be polished with special machines.



Bending / Eğilme

GALAXYBOND'u eğme işlemi ile yapılabilir. Yüksekliğini kesme maketeleri için kullanılabilir. GALAXYBOND'u eğme işlemi kesme maketeleri ile kesme maketeleri ile kesilebilir. Yüksekliğini kesme maketeleri için özel maketeler kullanılmaktadır. GALAXYBOND can be bent using a bending machine or a press benching. Minimum internal radius should be 10x10 cm. Special machines in order to protect the surface quality of the panel should be used.



Curving / Bükme

GALAXYBOND'u yuvarlayarak bükme maketeleri kullanılarak bükülebilir. Bükülme sırasında herhangi bir yüzey çizilmesini önlemek için gerekli bükme maketeleri kullanılmalıdır. GALAXYBOND can be curved by using curving machines. In order to protect surface quality during curving, machines should be used without defect like jag.



Lamination / Kaplama

GALAXYBOND'u yekilendirmek için özel maketelerle kesme maketeleri ile kesilebilir. GALAXYBOND'u yekilendirmek için özel maketeler kullanılmaktadır. GALAXYBOND can be sanded by using leveling machines, wood planing machines, stop-planing machines and planing machines. For external applications these should be allowed for external application and possible building environment.



Drilling / Açma

GALAXYBOND'u yekilendirmek için özel maketelerle kesme maketeleri ile kesilebilir. GALAXYBOND'u yekilendirmek için özel maketeler kullanılmaktadır. GALAXYBOND can be sanded by using leveling machines, wood planing machines, stop-planing machines and planing machines. For external applications these should be allowed for external application and possible building environment.



Squaring / Düzleştirme

Gerektiğinde köşeleri düzeltmek için özel maketelerle kesme maketeleri ile kesilebilir. GALAXYBOND can be sanded by using leveling machines, wood planing machines, stop-planing machines and planing machines. For external applications these should be allowed for external application and possible building environment.



Polishing / Parlatma

GALAXYBOND'u parlatmak için özel maketelerle kesme maketeleri ile kesilebilir. GALAXYBOND'u parlatmak için özel maketeler kullanılmaktadır. GALAXYBOND can be polished using conventional sanding machines and hand planing tools. Sharp tools should not be used for polishing. Polishing machines should be used for polishing. After sanding, the surface should be polished with special machines.



Drilling / Açma

GALAXYBOND'u yekilendirmek için özel maketelerle kesme maketeleri ile kesilebilir. GALAXYBOND'u yekilendirmek için özel maketeler kullanılmaktadır. GALAXYBOND can be sanded by using leveling machines, wood planing machines, stop-planing machines and planing machines. For external applications these should be allowed for external application and possible building environment.

PANEL Ebatları / PANEL DIMENSION

Standard ebatları 4mm x 1250mm x 1200 mm (4mm), 1500mm x 1200 mm. Standart ebatlar dışında katmanlı olarak 2,3-5-6 mm ve her türlü kalınlıkta standart ebatlar dışında üretilen ürünler de üretilmektedir. Standard dimensions: 4mm x 1250mm x 1200 mm // 4mm x 1500mm x 1200 mm. Except the standard dimensions there can be produced panels with the total thicknesses 2-3-5-6 mm and in any length required.

KARAKTERİSTİK ÖZELLİKLER / CHARACTERISTIC FEATURES

- Yüksek rijidite ve mukavemet özelliklerine sahiptir. - Du harici uygulamaları ve UV ışınlarına karşı yüksek performanslı dayanımı gösterir. - SO2 / H2S gibi asitli ortamlara dayanımı vardır. - Sert dış çevre koşullarında ve dış ortama ağırlık ve baskı dayanımı performansı gösterir. - Parıltısız, düz ve parlak yüzey özelliklerine sahiptir. - Katalizleyici özelliklerine sahiptir. - Akıllık uygulamaları ve titreşim yeme özelliklerine sahiptir. - Darbe dayanımı yüksektir. - High rigidity and durability. - Very resistant to atmospheric conditions and UV rays. - Resistant to temperature variations between -30 °C and +85 °C. - Good performance in acidic and basic environment. - Clean, smooth and bright surface finish. - Easy for fabrication. - Sound reduction and vibration absorption. - High resistance against external impacts.



8110 YEŞİL GREEN



8100 FÜME SMOKE



8080 SARI YELLOW




8090 BORDO BORDEAUX



8010 BEYAZ WHITE



8060 TURUNCU ORANGE




8070 MAVİ BLUE



8030 GÜMÜŞ SILVER



8020 SİYAH BLACK



8040 KIRMIZI RED




8050 KREM CREAM



5060 BRONZ BRONZE



5070 ŞAMPANYA CHAMPAGNE



5100 AZUL MAVİ AZUL BLUE



5120 ALTIN GOLD



5080 BAKIR COPPER



5090 M.KOYU GRİ M. DARK GREY



5030 GÜMÜŞ SILVER



5180 SİMLİ SİYAH SILVERY BLACK



7010 AÇIK CEVİZ SOFT WALNUT



7020 KOYU CEVİZ DARK WALNUT



7030 MAUN MAHOGANY



7040 İNCE ALTINMEŞE FINE GOLD OAK



7050 KALIN ALTINMEŞE THICK GOLD OAK



7060 TIK TEAK



7070 AÇIK MEŞE SOFT OAK



5010 BEYAZ WHITE



5020 SİYAH BLACK



5040 SİGNAL KIRMIZI SIGNAL RED



5050 KREM CREAM



5130 GRAFİT GRİ GRAPHITE GREY



5140 TOPRAK KAHVE SOIL BROWN



5150 BORDO BORDEAUX



5160 ULTRA MARINE BLUE



5170 İVORY BEJ IVORY SAND



5110 FÜME SMOKE



5015 İNCİ BEYAZ PEARL WHITE



4010 BEYAZ/WHITE



4020 SIYAH/BLACK



4030 GÜMÜŞ/SILVER



4040 KIRMIZI/RED



4050 KREM/CREAM



4060 TURUNCU/ORANGE



6010 ALTIN AYNA/GOLDEN MIRROR



6020 GÜMÜŞ AYNA/SILVER MIRROR



3070 AÇIK MEŞE/SOFT OAK



3050 KALIN ALTINMEŞE/THICK GOLD OAK



3030 MAUN/MAHOGANY



3080 TIK/TEAK



3020 KOYU CEVİZ/DARK WALNUT



3040 İNCE ALTINMEŞE/FINE GOLD OAK



3010 AÇIK CEVİZ/SOFT WALNUT





KOD / CODE	SAYFA NO / PAGE NO	ÜRÜNLER / PRODUCTS	INFO
MP07	163	NALBUR ÜRÜNLER	HARDWARE PRODUCTS
MP07-25	163	NALBUR ÜRÜNLER	HARDWARE PRODUCTS
MP09-01	251	DIŞ CEPHE ÜRÜNLERİ	EXTERIOR FACADE PRODUCTS
MP09-02	251	DIŞ CEPHE ÜRÜNLERİ	EXTERIOR FACADE PRODUCTS
MP09-03	28	ALÜMİNYUM KAPI VE PENCERE AKSESUARİ	ALUMINIUM DOOR AND WINDOW ACCESSORIES
MP09-04	251	DIŞ CEPHE ÜRÜNLERİ	EXTERIOR FACADE PRODUCTS
MP09-05	251	DIŞ CEPHE ÜRÜNLERİ	EXTERIOR FACADE PRODUCTS
MP09-06	251	DIŞ CEPHE ÜRÜNLERİ	EXTERIOR FACADE PRODUCTS
MP15-02[HE-8001]	31	ALÜMİNYUM KAPI VE PENCERE AKSESUARİ	ALUMINIUM DOOR AND WINDOW ACCESSORIES
MP26-02	258	PVC AKSESUARLAR	PVC DOOR AND WINDOW ACCESSORIES
MP26-03	258,259	PVC AKSESUARLAR	PVC DOOR AND WINDOW ACCESSORIES
MP26-04	290,291,292	CAM TAKOZLAĞI	GLASS STOPPERS
MP26-05	37,293	PLS ÜRÜNLER	PVC PRODUCTS
MP26-06	293	PLS ÜRÜNLER	PVC PRODUCTS
MP26-07	293	PLS ÜRÜNLER	PVC PRODUCTS
MP26-09	286,287	PVC AKSESUARLAR	PVC DOOR AND WINDOW ACCESSORIES
MP26-10	281,282	PVC AKSESUARLAR	PVC DOOR AND WINDOW ACCESSORIES
MP26-12	285,286	PVC AKSESUARLAR	PVC DOOR AND WINDOW ACCESSORIES
MP26-13	286	PVC AKSESUARLAR	PVC DOOR AND WINDOW ACCESSORIES
MP26-14	287,288	PVC AKSESUAR	PVC DOOR AND WINDOW ACCESSORIES
MP26-15	294	PLS ÜRÜNLER	PVC PRODUCTS
MP27-01	163	NALBUR ÜRÜNLER	HARDWARE PRODUCTS
MP28-01	274	PVC AKSESUARLAR	PVC DOOR AND WINDOW ACCESSORIES
MP28-02	275	PVC AKSESUARLAR	PVC DOOR AND WINDOW ACCESSORIES
MP28-03	274	PVC AKSESUARLAR	PVC DOOR AND WINDOW ACCESSORIES
MP28-04	275	PVC AKSESUARLAR	PVC DOOR AND WINDOW ACCESSORIES
MP28-05	271	PVC AKSESUARLAR	PVC DOOR AND WINDOW ACCESSORIES
MP28-06	271	PVC AKSESUARLAR	PVC DOOR AND WINDOW ACCESSORIES
MP28-07	271	PVC AKSESUARLAR	PVC DOOR AND WINDOW ACCESSORIES
MP28-08	274,275	PVC AKSESUARLAR	PVC DOOR AND WINDOW ACCESSORIES
MP28-09	284	PVC AKSESUARLAR	PVC DOOR AND WINDOW ACCESSORIES
MP28-10	280,281	PVC AKSESUARLAR	PVC DOOR AND WINDOW ACCESSORIES
MP28-12	292	CAM TAKOZLARI	GLASS STOPPERS
MP28-11	256	SÜRME AKSESUAR	SLIDING ACCESSORIES
MP29-01	17,265,266,269	ALÜMİNYUM - PVC KAPI VE PENCERE AKSESUARLARI	ALUMINIUM - PVC DOOR AND WINDOW ACCESSORIES
MP29-02	265	PVC AKSESUARLAR	PVC DOOR AND WINDOW ACCESSORIES
MP29-04	265	PVC AKSESUARLAR	PVC DOOR AND WINDOW ACCESSORIES
MP29-05	265,266,267,268	PVC AKSESUARLAR	PVC DOOR AND WINDOW ACCESSORIES
MP29-06	266	PVC AKSESUARLAR	PVC DOOR AND WINDOW ACCESSORIES
MP29-07	266	PVC AKSESUARLAR	PVC DOOR AND WINDOW ACCESSORIES

KOD / CODE	SAYFA NO / PAGE NO	ÜRÜNLER / PRODUCTS	INFO
MP29-08	266,269,270	PVC AKSESUARLAR	PVC DOOR AND WINDOW ACCESSORIES
MP29-10	261	PVC AKSESUARLAR	PVC DOOR AND WINDOW ACCESSORIES
MP29-11	261	PVC AKSESUARLAR	PVC DOOR AND WINDOW ACCESSORIES
MP29-12	261	PVC AKSESUARLAR	PVC DOOR AND WINDOW ACCESSORIES
MP29-13	262	PVC AKSESUARLAR	PVC DOOR AND WINDOW ACCESSORIES
MP29-16	264	PVC AKSESUARLAR	PVC DOOR AND WINDOW ACCESSORIES
MP29-17	264	PVC AKSESUARLAR	PVC DOOR AND WINDOW ACCESSORIES
MP29-18	264	PVC AKSESUARLAR	PVC DOOR AND WINDOW ACCESSORIES
MP29-19	271,272,273	PVC AKSESUARLAR	PVC DOOR AND WINDOW ACCESSORIES
MP29-20	273	PVC AKSESUARLAR	PVC DOOR AND WINDOW ACCESSORIES
MP29-21	272	PVC AKSESUARLAR	PVC DOOR AND WINDOW ACCESSORIES
MP27,MP28	276,277	PVC ZAMAK KARŞILIKLAR	ZINC LOCK RECEIVERS
MP27,	278,279	PVC ORTA, KAYIT BAĞLANTILAR	MULLION CONNECTORS
MP30-04	260,261,262,264	PVC AKSESUARLAR	PVC DOOR AND WINDOW ACCESSORIES
MP30-05	260,262	PVC AKSESUARLAR	PVC DOOR AND WINDOW ACCESSORIES
MP30-06	260,263	PVC AKSESUARLAR	PVC DOOR AND WINDOW ACCESSORIES
MP30-07	283,293	PVC AKSESUARLAR	PVC DOOR AND WINDOW ACCESSORIES
MP30-08	19	ALÜMİNYUM KAPI VE PENCERE AKSESUARI	ALUMINIUM DOOR AND WINDOW ACCESSORIES
MP30-09	19	ALÜMİNYUM KAPI VE PENCERE AKSESUARI	ALUMINIUM DOOR AND WINDOW ACCESSORIES
MP30-11	36,37	ALÜMİNYUM KAPI VE PENCERE AKSESUARI	ALUMINIUM DOOR AND WINDOW ACCESSORIES
MP30-12	28	ALÜMİNYUM KAPI VE PENCERE AKSESUARI	ALUMINIUM DOOR AND WINDOW ACCESSORIES
MP30-14	11,14,28	ALÜMİNYUM KAPI VE PENCERE AKSESUARI	ALUMINIUM DOOR AND WINDOW ACCESSORIES
MP31-01	8	ALÜMİNYUM KAPI VE PENCERE AKSESUARI	ALUMINIUM DOOR AND WINDOW ACCESSORIES
MP31-02	9	ALÜMİNYUM KAPI VE PENCERE AKSESUARI	ALUMINIUM DOOR AND WINDOW ACCESSORIES
MP31-03	8	ALÜMİNYUM KAPI VE PENCERE AKSESUARI	ALUMINIUM DOOR AND WINDOW ACCESSORIES
MP31-04	15	ALÜMİNYUM KAPI VE PENCERE AKSESUARI	ALUMINIUM DOOR AND WINDOW ACCESSORIES
MP31-05	15	ALÜMİNYUM KAPI VE PENCERE AKSESUARI	ALUMINIUM DOOR AND WINDOW ACCESSORIES
MP31-06	15	ALÜMİNYUM KAPI VE PENCERE AKSESUARI	ALUMINIUM DOOR AND WINDOW ACCESSORIES
MP31-07	7,9,30	ALÜMİNYUM KAPI VE PENCERE AKSESUARI	ALUMINIUM DOOR AND WINDOW ACCESSORIES
MP31-08	7	ALÜMİNYUM KAPI VE PENCERE AKSESUARI	ALUMINIUM DOOR AND WINDOW ACCESSORIES
MP31-09	8,9	ALÜMİNYUM KAPI VE PENCERE AKSESUARI	ALUMINIUM DOOR AND WINDOW ACCESSORIES
MP31-10	15	ALÜMİNYUM KAPI VE PENCERE AKSESUARI	ALUMINIUM DOOR AND WINDOW ACCESSORIES
MP31-11	10	ALÜMİNYUM KAPI VE PENCERE AKSESUARI	ALUMINIUM DOOR AND WINDOW ACCESSORIES
MP31-12	11	ALÜMİNYUM KAPI VE PENCERE AKSESUARI	ALUMINIUM DOOR AND WINDOW ACCESSORIES
MP31-13	10	ALÜMİNYUM KAPI VE PENCERE AKSESUARI	ALUMINIUM DOOR AND WINDOW ACCESSORIES
MP31-14	10	ALÜMİNYUM KAPI VE PENCERE AKSESUARI	ALUMINIUM DOOR AND WINDOW ACCESSORIES
MP31-15	12	ALÜMİNYUM KAPI VE PENCERE AKSESUARI	ALUMINIUM DOOR AND WINDOW ACCESSORIES
MP31-16	13	ALÜMİNYUM KAPI VE PENCERE AKSESUARI	ALUMINIUM DOOR AND WINDOW ACCESSORIES
MP31-17	11,12	ALÜMİNYUM KAPI VE PENCERE AKSESUARI	ALUMINIUM DOOR AND WINDOW ACCESSORIES
MP31-18	12	ALÜMİNYUM KAPI VE PENCERE AKSESUARI	ALUMINIUM DOOR AND WINDOW ACCESSORIES
MP31-19	13	ALÜMİNYUM KAPI VE PENCERE AKSESUARI	ALUMINIUM DOOR AND WINDOW ACCESSORIES

KOD / CODE	SAYFA NO / PAGE NO	ÜRÜNLER / PRODUCTS	INFO
MP31-20	9,15	ALÜMİNYUM KAPI VE PENCERE AKSESUARI	ALUMINIUM DOOR AND WINDOW ACCESSORIES
MP31-21	9	ALÜMİNYUM KAPI VE PENCERE AKSESUARI	ALUMINIUM DOOR AND WINDOW ACCESSORIES
MP31-22	9	ALÜMİNYUM KAPI VE PENCERE AKSESUARI	ALUMINIUM DOOR AND WINDOW ACCESSORIES
MP31-23	12,13	ALÜMİNYUM KAPI VE PENCERE AKSESUARI	ALUMINIUM DOOR AND WINDOW ACCESSORIES
MP31-24	14	ALÜMİNYUM KAPI VE PENCERE AKSESUARI	ALUMINIUM DOOR AND WINDOW ACCESSORIES
MP31-25	19	ALÜMİNYUM KAPI VE PENCERE AKSESUARI	ALUMINIUM DOOR AND WINDOW ACCESSORIES
MP31-26	30	ALÜMİNYUM KAPI VE PENCERE AKSESUARI	ALUMINIUM DOOR AND WINDOW ACCESSORIES
MP31-27	19	ALÜMİNYUM KAPI VE PENCERE AKSESUARI	ALUMINIUM DOOR AND WINDOW ACCESSORIES
MP31-28	13	ALÜMİNYUM KAPI VE PENCERE AKSESUARI	ALUMINIUM DOOR AND WINDOW ACCESSORIES
MP32-01	16,17,18	ALÜMİNYUM KAPI VE PENCERE AKSESUARI	ALUMINIUM DOOR AND WINDOW ACCESSORIES
MP32-03	18	ALÜMİNYUM KAPI VE PENCERE AKSESUARI	ALUMINIUM DOOR AND WINDOW ACCESSORIES
MP32-04	16	ALÜMİNYUM KAPI VE PENCERE AKSESUARI	ALUMINIUM DOOR AND WINDOW ACCESSORIES
MP32-05	16	ALÜMİNYUM KAPI VE PENCERE AKSESUARI	ALUMINIUM DOOR AND WINDOW ACCESSORIES
MP32-06	17	ALÜMİNYUM KAPI VE PENCERE AKSESUARI	ALUMINIUM DOOR AND WINDOW ACCESSORIES
MP32-08	17	ALÜMİNYUM KAPI VE PENCERE AKSESUARI	ALUMINIUM DOOR AND WINDOW ACCESSORIES
MP32-09	16-18	ALÜMİNYUM KAPI VE PENCERE AKSESUARI	ALUMINIUM DOOR AND WINDOW ACCESSORIES
MP32-10	19	ALÜMİNYUM KAPI VE PENCERE AKSESUARI	ALUMINIUM DOOR AND WINDOW ACCESSORIES
MP32-11	20	ALÜMİNYUM KAPI VE PENCERE AKSESUARI	ALUMINIUM DOOR AND WINDOW ACCESSORIES
MP32-12	19	ALÜMİNYUM KAPI VE PENCERE AKSESUARI	ALUMINIUM DOOR AND WINDOW ACCESSORIES
MP32-12	153	KİLİTLER	LOCKS
MP32-13	18	ALÜMİNYUM KAPI VE PENCERE AKSESUARI	ALUMINIUM DOOR AND WINDOW ACCESSORIES
MP32-14	18	ALÜMİNYUM KAPI VE PENCERE AKSESUARI	ALUMINIUM DOOR AND WINDOW ACCESSORIES
MP32-15	22	ALÜMİNYUM KAPI VE PENCERE AKSESUARI	ALUMINIUM DOOR AND WINDOW ACCESSORIES
MP32-16	22	ALÜMİNYUM KAPI VE PENCERE AKSESUARI	ALUMINIUM DOOR AND WINDOW ACCESSORIES
MP32-17	24	ALÜMİNYUM KAPI VE PENCERE AKSESUARI	ALUMINIUM DOOR AND WINDOW ACCESSORIES
MP32-18	23	ALÜMİNYUM KAPI VE PENCERE AKSESUARI	ALUMINIUM DOOR AND WINDOW ACCESSORIES
MP32-19	22	ALÜMİNYUM KAPI VE PENCERE AKSESUARI	ALUMINIUM DOOR AND WINDOW ACCESSORIES
MP32-20	23	ALÜMİNYUM KAPI VE PENCERE AKSESUARI	ALUMINIUM DOOR AND WINDOW ACCESSORIES
MP32-21	24	ALÜMİNYUM KAPI VE PENCERE AKSESUARI	ALUMINIUM DOOR AND WINDOW ACCESSORIES
MP32-22	24	ALÜMİNYUM KAPI VE PENCERE AKSESUARI	ALUMINIUM DOOR AND WINDOW ACCESSORIES
MP32-23	24	ALÜMİNYUM KAPI VE PENCERE AKSESUARI	ALUMINIUM DOOR AND WINDOW ACCESSORIES
MP32-24	25	ALÜMİNYUM KAPI VE PENCERE AKSESUARI	ALUMINIUM DOOR AND WINDOW ACCESSORIES
MP32-25	25	ALÜMİNYUM KAPI VE PENCERE AKSESUARI	ALUMINIUM DOOR AND WINDOW ACCESSORIES
MP32-26	25	ALÜMİNYUM KAPI VE PENCERE AKSESUARI	ALUMINIUM DOOR AND WINDOW ACCESSORIES
MP32-27	35	ALÜMİNYUM KAPI VE PENCERE AKSESUARI	ALUMINIUM DOOR AND WINDOW ACCESSORIES
MP32-28	35	ALÜMİNYUM KAPI VE PENCERE AKSESUARI	ALUMINIUM DOOR AND WINDOW ACCESSORIES
MP32-29	35	ALÜMİNYUM KAPI VE PENCERE AKSESUARI	ALUMINIUM DOOR AND WINDOW ACCESSORIES
MP32-30	37	ALÜMİNYUM KAPI VE PENCERE AKSESUARI	ALUMINIUM DOOR AND WINDOW ACCESSORIES
MP32-31	30	ALÜMİNYUM KAPI VE PENCERE AKSESUARI	ALUMINIUM DOOR AND WINDOW ACCESSORIES
MP32-32	284	PLS İSP KARSILIK	PLASTIC ESPAGNOLETTE LOCK RECEIVER
MP32-33	30	ALÜMİNYUM KAPI VE PENCERE AKSESUARI	ALUMINIUM DOOR AND WINDOW ACCESSORIES

KOD / CODE	SAYFA NO / PAGE NO	ÜRÜNLER / PRODUCTS	INFO
MP32-34	.30	ALÜMİNYUM KAPI VE PENCERE AKSESUARI	ALUMINIUM DOOR AND WINDOW ACCESSORIES
MP32-35	.36	ALÜMİNYUM KAPI VE PENCERE AKSESUARI	ALUMINIUM DOOR AND WINDOW ACCESSORIES
MP33-01	.25	ALÜMİNYUM KAPI VE PENCERE AKSESUARI	ALUMINIUM DOOR AND WINDOW ACCESSORIES
MP33-02	.164	NALBUR ÜRÜNLER	HARDWARE PRODUCTS
MP33-03	.164	NALBUR ÜRÜNLER	HARDWARE PRODUCTS
MP33-04	.30	ALÜMİNYUM KAPI VE PENCERE AKSESUARI	ALUMINIUM DOOR AND WINDOW ACCESSORIES
MP33-05	.29	ALÜMİNYUM KAPI VE PENCERE AKSESUARI	ALUMINIUM DOOR AND WINDOW ACCESSORIES
MP33-06	.29	ALÜMİNYUM KAPI VE PENCERE AKSESUARI	ALUMINIUM DOOR AND WINDOW ACCESSORIES
MP33-07	.34	ALÜMİNYUM KAPI VE PENCERE AKSESUARI	ALUMINIUM DOOR AND WINDOW ACCESSORIES
MP33-08	.31	ALÜMİNYUM KAPI VE PENCERE AKSESUARI	ALUMINIUM DOOR AND WINDOW ACCESSORIES
MP33-09	.31,32	ALÜMİNYUM KAPI VE PENCERE AKSESUARI	ALUMINIUM DOOR AND WINDOW ACCESSORIES
MP33-09	.285	PVC AKSESUARLAR	PVC DOOR AND WINDOW ACCESSORIES
MP33-10	.33	ALÜMİNYUM KAPI VE PENCERE AKSESUARI	ALUMINIUM DOOR AND WINDOW ACCESSORIES
MP33-11	.33	ALÜMİNYUM KAPI VE PENCERE AKSESUARI	ALUMINIUM DOOR AND WINDOW ACCESSORIES
MP33-12	.33	ALÜMİNYUM KAPI VE PENCERE AKSESUARI	ALUMINIUM DOOR AND WINDOW ACCESSORIES
MP33-13	.33	ALÜMİNYUM KAPI VE PENCERE AKSESUARI	ALUMINIUM DOOR AND WINDOW ACCESSORIES
MP33-14	.32	ALÜMİNYUM KAPI VE PENCERE AKSESUARI	ALUMINIUM DOOR AND WINDOW ACCESSORIES
MP33-15	.32	ALÜMİNYUM KAPI VE PENCERE AKSESUARI	ALUMINIUM DOOR AND WINDOW ACCESSORIES
MP33-16	.33	ALÜMİNYUM KAPI VE PENCERE AKSESUARI	ALUMINIUM DOOR AND WINDOW ACCESSORIES
MP33-17	.33	ALÜMİNYUM KAPI VE PENCERE AKSESUARI	ALUMINIUM DOOR AND WINDOW ACCESSORIES
MP33-18	.33	ALÜMİNYUM KAPI VE PENCERE AKSESUARI	ALUMINIUM DOOR AND WINDOW ACCESSORIES
MP33-20	.163	NALBUR ÜRÜNLER	HARDWARE PRODUCTS
MP33-21	.26	TS 83 - KAPI HİDROLİKLERİ	DOOR CLOSER
MP33-21	.26	TS89 - KAPI HİDROLİK	DOOR CLOSER
MP33-21	.26	TS72 - KAPI HİDROLİKLERİ	DOOR CLOSER
MP33-21	.26	TS71 - KAPI HİDROLİKLERİ	DOOR CLOSER
MP33-21	.26	TS COMPACT - KAPI HİDROLİKLERİ	DOOR CLOSER
MP33-21	.26	ITS86 - KAPI HİDROLİKLERİ	DOOR CLOSER
MP33-21	.27	TS97 - KAPI HİDROLİKLERİ	DOOR CLOSER
MP33-21	.27	TS93 - KAPI HİDROLİKLERİ	DOOR CLOSER
MP33-21	.27	TS92 - KAPI HİDROLİKLERİ	DOOR CLOSER
MP33-21	.27	TS91 - KAPI HİDROLİKLERİ	DOOR CLOSER
MP33-21	.27	BTS84 - KAPI HİDROLİKLERİ	DOOR CLOSER
MP33-21	.27	BTS60 - KAPI HİDROLİKLERİ	DOOR CLOSER
MP33-21	.27	KAPI HİDROLİKLERİ	DOOR CLOSER
MP33-21	.142	CAM ÜRÜNLERİ	GLASS TOOLS
MP34-01	.154,155	BARELLER	CYLINDERS
MP34-02	.150,151	KİLİTLER	LOCKS
MP34-04	.150,151	KİLİTLER	LOCKS
MP34-06	.153	KİLİTLER	LOCKS
MP34-07	.156	KİLİTLER	LOCKS

KOD / CODE	SAYFA NO / PAGE NO	ÜRÜNLER / PRODUCTS	INFO
MP34-08	152	KİLİTLER	LOCKS
MP34-09	156,152	KİLİTLER	LOCKS
MP34-10	156	KİLİTLER	LOCKS
MP34-11	156	KİLİTLER	LOCKS
MP34-12	155	BASAÇLAR	LOCKS
MP34-13	150	KİLİTLER	LOCKS
MP34-254/96	155	KİLİTLER	LOCKS
MP35-15	153	KİLİTLER	LOCKS
MP35-16	152	KİLİTLER	LOCKS
MP35-17	152	KİLİTLER	LOCKS
MP35-18	152	KİLİTLER	LOCKS
MP35-19	153	KİLİTLER	LOCKS
MP36-01	143	CAM ÜRÜNLER	GLASS TOOLS
MP36-02	141,142	CAM ÜRÜNLER	GLASS TOOLS
MP36-03	141,143	CAM ÜRÜNLER	GLASS TOOLS
MP36-04	142	CAM ÜRÜNLER	GLASS TOOLS
MP36-07	142	CAM ÜRÜNLER	GLASS TOOLS
MP36-08	143	CAM ÜRÜNLER	GLASS TOOLS
MP36-09	143	CAM ÜRÜNLER	GLASS TOOLS
MP36-10	143	CAM ÜRÜNLER	GLASS TOOLS
MP36-11	143	CAM ÜRÜNLER	GLASS TOOLS
MP36-12	143	CAM ÜRÜNLER	GLASS TOOLS
MP36-13	143	CAM ÜRÜNLER	GLASS TOOLS
MP36-14	143	CAM ÜRÜNLER	GLASS TOOLS
MP36-15	142	CAM ÜRÜNLER	GLASS TOOLS
MP36-16	142	CAM ÜRÜNLER	GLASS TOOLS
MP36-17	143	CAM ÜRÜNLER	GLASS TOOLS
MP36-18	141	CAM ÜRÜNLER	GLASS TOOLS
MP36-20	141	CAM ÜRÜNLER	GLASS TOOLS
MP36-21	141	CAM ÜRÜNLER	GLASS TOOLS
MP36-22	141	CAM ÜRÜNLER	GLASS TOOLS
MP36-23	141	CAM ÜRÜNLER	GLASS TOOLS
MP36-24	141	CAM ÜRÜNLER	GLASS TOOLS
MP36-25	141	CAM ÜRÜNLER	GLASS TOOLS
MP36-26	141	CAM ÜRÜNLER	GLASS TOOLS
MP36-27	141	CAM ÜRÜNLER	GLASS TOOLS
MP36-28	141	CAM ÜRÜNLER	GLASS TOOLS
MP36-29	141	CAM ÜRÜNLER	GLASS TOOLS
MP36-32	143	CAM ÜRÜNLER	GLASS TOOLS
MP36-33	141	CAM ÜRÜNLER	GLASS TOOLS
MP36-34	141	CAM ÜRÜNLER	GLASS TOOLS

KOD / CODE	SAYFA NO / PAGE NO	ÜRÜNLER / PRODUCTS	INFO
MP36-35	141	CAM ÜRÜNLER	GLASS TOOLS
MP36-40	143	CAM ÜRÜNLER	GLASS TOOLS
MP37-02	140	HAVALI EL ALET VE GRUBU	PNEUMATIC TOOLS
MP37-03	140	HAVALI EL ALET VE GRUBU	PNEUMATIC TOOLS
MP37-04	139	HAVALI EL ALET VE GRUBU	PNEUMATIC TOOLS
MP37-05	139	HAVALI EL ALET VE GRUBU	PNEUMATIC TOOLS
MP37-06	139	HAVALI EL ALET VE GRUBU	PNEUMATIC TOOLS
MP37-07	139	HAVALI EL ALET VE GRUBU	PNEUMATIC TOOLS
MP37-08	139	HAVALI EL ALET VE GRUBU	PNEUMATIC TOOLS
MP37-09	139	HAVALI EL ALET VE GRUBU	PNEUMATIC TOOLS
MP37-10	139	HAVALI EL ALET VE GRUBU	PNEUMATIC TOOLS
MP37-11	139	HAVALI EL ALET VE GRUBU	PNEUMATIC TOOLS
MP37-12	139	HAVALI EL ALET VE GRUBU	PNEUMATIC TOOLS
MP37-13	139	HAVALI EL ALET VE GRUBU	PNEUMATIC TOOLS
MP37-15	139	HAVALI EL ALET VE GRUBU	PNEUMATIC TOOLS
MP37-16	140	HAVALI EL ALET VE GRUBU	PNEUMATIC TOOLS
MP37-18	139	HAVALI EL ALET VE GRUBU	PNEUMATIC TOOLS
MP37-19	139	HAVALI EL ALET VE GRUBU	PNEUMATIC TOOLS
MP37-20	140	HAVALI EL ALET VE GRUBU	PNEUMATIC TOOLS
MP37-22	140	HAVALI EL ALET VE GRUBU	PNEUMATIC TOOLS
MP38-02	137	HIRDAVAT ÜRÜNLER	HARDWARES
MP38-03	136	HIRDAVAT ÜRÜNLER	HARDWARES
MP38-04	136	HIRDAVAT ÜRÜNLER	HARDWARES
MP38-05	136	HIRDAVAT ÜRÜNLER	HARDWARES
MP38-06	136	HIRDAVAT ÜRÜNLER	HARDWARES
MP38-07	136	HIRDAVAT ÜRÜNLER	HARDWARES
MP38-08	136	HIRDAVAT ÜRÜNLER	HARDWARES
MP38-10	136	HIRDAVAT ÜRÜNLER	HARDWARES
MP38-14	136	HIRDAVAT ÜRÜNLER	HARDWARES
MP38-15	137	HIRDAVAT ÜRÜNLER	HARDWARES
MP38-17	137	HIRDAVAT ÜRÜNLER	HARDWARES
MP38-18	137	HIRDAVAT ÜRÜNLER	HARDWARES
MP38-19	137	HIRDAVAT ÜRÜNLER	HARDWARES
MP38-20	137	HIRDAVAT ÜRÜNLER	HARDWARES
MP38-21	137	HIRDAVAT ÜRÜNLER	HARDWARES
MP38-22	137	HIRDAVAT ÜRÜNLER	HARDWARES
MP38-25	137,138	HIRDAVAT ÜRÜNLER	HARDWARES
MP38-23	137	HIRDAVAT ÜRÜNLER	HARDWARES
MP38-24	138	HIRDAVAT ÜRÜNLER	HARDWARES
MP38-26	138	HIRDAVAT ÜRÜNLER	HARDWARES
MP38-27	138	HIRDAVAT ÜRÜNLER	HARDWARES

KOD / CODE	SAYFA NO / PAGE NO	ÜRÜNLER / PRODUCTS	INFO
MP38-28	138	HIRDAVAT ÜRÜNLER	HARDWARES
MP38-29	138	HIRDAVAT ÜRÜNLER	HARDWARES
MP39-01	36	ALÜMİNYUM KAPI VE PENCERE AKSESUARI	ALUMINIUM DOOR AND WINDOW ACCESSORIES
MP39-02	36	ALÜMİNYUM KAPI VE PENCERE AKSESUARI	ALUMINIUM DOOR AND WINDOW ACCESSORIES
MP39-03	36	ALÜMİNYUM KAPI VE PENCERE AKSESUARI	ALUMINIUM DOOR AND WINDOW ACCESSORIES
MP39-04	36	ALÜMİNYUM KAPI VE PENCERE AKSESUARI	ALUMINIUM DOOR AND WINDOW ACCESSORIES
MP39-05	36	ALÜMİNYUM KAPI VE PENCERE AKSESUARI	ALUMINIUM DOOR AND WINDOW ACCESSORIES
MP39-06	34	ALÜMİNYUM KAPI VE PENCERE AKSESUARI	ALUMINIUM DOOR AND WINDOW ACCESSORIES
MP39-07	34	ALÜMİNYUM KAPI VE PENCERE AKSESUARI	ALUMINIUM DOOR AND WINDOW ACCESSORIES
MP39-08	31	ALÜMİNYUM KAPI VE PENCERE AKSESUARI	ALUMINIUM DOOR AND WINDOW ACCESSORIES
MP39-09	29	ALÜMİNYUM KAPI VE PENCERE AKSESUARI	ALUMINIUM DOOR AND WINDOW ACCESSORIES
MP39-10	36	ALÜMİNYUM KAPI VE PENCERE AKSESUARI	ALUMINIUM DOOR AND WINDOW ACCESSORIES
MP39-11	154	NALBUR ÜRÜNLER	HARDWARE PRODUCTS
MP39-12	134,138	HIRDAVAT ÜRÜNLER	HARDWARES
MP39-13	138	HIRDAVAT ÜRÜNLER	HARDWARES
MP39-14	134	HIRDAVAT ÜRÜNLER	HARDWARES
MP39-15	134	HIRDAVAT ÜRÜNLER	HARDWARES
MP39-16	134	HIRDAVAT ÜRÜNLER	HARDWARES
MP39-17	134	HIRDAVAT ÜRÜNLER	HARDWARES
MP39-18	134	HIRDAVAT ÜRÜNLER	HARDWARES
MP39-19	134	HIRDAVAT ÜRÜNLER	HARDWARES
MP39-20/ISP	135	HIRDAVAT ÜRÜNLER	HARDWARES
MP39-20/1P	135	HIRDAVAT ÜRÜNLER	HARDWARES
MP39-30	36	ALÜMİNYUM KAPI VE PENCERE AKSESUARI	ALUMINIUM DOOR AND WINDOW ACCESSORIES
MP39-YM4	135	HIRDAVAT ÜRÜNLER	HARDWARES
MP39-YM5	135	HIRDAVAT ÜRÜNLER	HARDWARES
MP39-501/M	135	HIRDAVAT ÜRÜNLER	HARDWARES
MP39-501/P	135	HIRDAVAT ÜRÜNLER	HARDWARES
MP40-01	160	NALBUR ÜRÜNLER	HARDWARE PRODUCTS
MP40-02	160	NALBUR ÜRÜNLER	HARDWARE PRODUCTS
MP40-03	160	NALBUR ÜRÜNLER	HARDWARE PRODUCTS
MP40-04	160	NALBUR ÜRÜNLER	HARDWARE PRODUCTS
MP40-05	158,159	İZALASYON ÜRÜNLER	INSULATION PRODUCTS
MP40-06	163	NALBUR ÜRÜNLER	HARDWARE PRODUCTS
MP40-07	163	NALBUR ÜRÜNLER	HARDWARE PRODUCTS
MP40-08	163	NALBUR ÜRÜNLER	HARDWARE PRODUCTS
MP40-09	163	NALBUR ÜRÜNLER	HARDWARE PRODUCTS
MP40-10	164	NALBUR ÜRÜNLER	HARDWARE PRODUCTS
MP40-11	163	NALBUR ÜRÜNLER	HARDWARE PRODUCTS
MP40-12	163	NALBUR ÜRÜNLER	HARDWARE PRODUCTS
MP40-13	163	NALBUR ÜRÜNLER	HARDWARE PRODUCTS

KOD / CODE	SAYFA NO / PAGE NO	ÜRÜNLER / PRODUCTS	INFO
MP40-14	162	NALBUR ÜRÜNLER	HARDWARE PRODUCTS
MP40-15	160	NALBUR ÜRÜNLER	HARDWARE PRODUCTS
MP40-16	160	NALBUR ÜRÜNLER	HARDWARE PRODUCTS
MP40-17	160	NALBUR ÜRÜNLER	HARDWARE PRODUCTS
MP40-18	160	NALBUR ÜRÜNLER	HARDWARE PRODUCTS
MP40-20	160,161	NALBUR ÜRÜNLER	HARDWARE PRODUCTS
MP40-21	160	NALBUR ÜRÜNLER	HARDWARE PRODUCTS
MP40-22	160	NALBUR ÜRÜNLER	HARDWARE PRODUCTS
MP40-23	160	NALBUR ÜRÜNLER	HARDWARE PRODUCTS
MP40-24	160	NALBUR ÜRÜNLER	HARDWARE PRODUCTS
MP40-25	160	NALBUR ÜRÜNLER	HARDWARE PRODUCTS
MP40-26	160	NALBUR ÜRÜNLER	HARDWARE PRODUCTS
MP41-01	160	NALBUR ÜRÜNLER	HARDWARE PRODUCTS
MP41-02	160	NALBUR ÜRÜNLER	HARDWARE PRODUCTS
MP41-03	160	NALBUR ÜRÜNLER	HARDWARE PRODUCTS
MP41-04	160	NALBUR ÜRÜNLER	HARDWARE PRODUCTS
MP41-05	161	NALBUR ÜRÜNLER	HARDWARE PRODUCTS
MP41-06	161	NALBUR ÜRÜNLER	HARDWARE PRODUCTS
MP41-07	164	NALBUR ÜRÜNLER	HARDWARE PRODUCTS
MP41-08	162	NALBUR ÜRÜNLER	HARDWARE PRODUCTS
MP41-09	162	NALBUR ÜRÜNLER	HARDWARE PRODUCTS
MP41-10	162	NALBUR ÜRÜNLER	HARDWARE PRODUCTS
MP41-12	161	NALBUR ÜRÜNLER	HARDWARE PRODUCTS
MP41-13	161	NALBUR ÜRÜNLER	HARDWARE PRODUCTS
MP41-14	162	NALBUR ÜRÜNLER	HARDWARE PRODUCTS
MP41-15	162	NALBUR ÜRÜNLER	HARDWARE PRODUCTS
MP41-16	161	NALBUR ÜRÜNLER	HARDWARE PRODUCTS
MP41-17	163	NALBUR ÜRÜNLER	HARDWARE PRODUCTS
MP41-20	251	DIŞ CEPHE ÜRÜNLERİ	EXTERIOR FAÇADE PRODUCTS
MP41-21	163	NALBUR ÜRÜNLER	HARDWARE PRODUCTS
MP41-21	294	PLS ÜRÜNLER	PLASTIC PRODUCTS
MP41-22	289,293	PLS ÜRÜNLER - BULDEX VİDALAR	PLASTIC PRODUCTS - BULDEX SCREWS
MP41-23	288	PVC AKSESUAR VE MUV VIDA	PVC DOOR AND WINDOW ACCESSORIES AND SCREWS
MP41-24	163	NALBUR ÜRÜNLER	HARDWARE PRODUCTS
MP41-25	163	NALBUR ÜRÜNLER	HARDWARE PRODUCTS
MP41-26	289	SEYREK VİDALAR	PVC SCREWS
MP42-02	162	NALBUR ÜRÜNLER	HARDWARE PRODUCTS
MP42-04	163	NALBUR ÜRÜNLER	HARDWARE PRODUCTS
MP42-05	162	NALBUR ÜRÜNLER	HARDWARE PRODUCTS
MP42-09	163	NALBUR ÜRÜNLER	HARDWARE PRODUCTS
MP42-10	161,162	NALBUR ÜRÜNLER	HARDWARE PRODUCTS

KOD / CODE	SAYFA NO / PAGE NO	ÜRÜNLER / PRODUCTS	INFO
MP42-11	161	NALBUR ÜRÜNLER	HARDWARE PRODUCTS
MP42-12	162	NALBUR ÜRÜNLER	HARDWARE PRODUCTS
MP42-13	162	NALBUR ÜRÜNLER	HARDWARE PRODUCTS
MP42-14	162	NALBUR ÜRÜNLER	HARDWARE PRODUCTS
MP42-15	162	NALBUR ÜRÜNLER	HARDWARE PRODUCTS
MP42-16	161	NALBUR ÜRÜNLER	HARDWARE PRODUCTS
MP42-17	161	NALBUR ÜRÜNLER	HARDWARE PRODUCTS
MP42-18	161	NALBUR ÜRÜNLER	HARDWARE PRODUCTS
MP42-19	161	NALBUR ÜRÜNLER	HARDWARE PRODUCTS
MP42-20	161	NALBUR ÜRÜNLER	HARDWARE PRODUCTS
MP42-21	162	NALBUR ÜRÜNLER	HARDWARE PRODUCTS
MP42-22	162	NALBUR ÜRÜNLER	HARDWARE PRODUCTS
MP42-23	162	NALBUR ÜRÜNLER	HARDWARE PRODUCTS
MP42-25	251	DIŞ CEPHE ÜRÜNLERİ	EXTERIOR FACADE PRODUCTS
MP42-26	251	DIŞ CEPHE ÜRÜNLERİ	EXTERIOR FACADE PRODUCTS
MP42-27	251	DIŞ CEPHE ÜRÜNLERİ	EXTERIOR FACADE PRODUCTS
MP42-28	251	DIŞ CEPHE ÜRÜNLERİ	EXTERIOR FACADE PRODUCTS
MP42-31	164	NALBUR ÜRÜNLER	HARDWARE PRODUCTS
MP42-32	164	NALBUR ÜRÜNLER	HARDWARE PRODUCTS
MP42-34	251	DIŞ CEPHE ÜRÜNLERİ	EXTERIOR FACADE PRODUCTS
MP51-01	164	NALBUR ÜRÜNLER	HARDWARE PRODUCTS
MP55-01	165	VİTRİN ÜRÜNLER	SHOWCASE PRODUCTS
MP51-02	164	NALBUR ÜRÜNLER	HARDWARE PRODUCTS
MP55-02	165	VİTRİN ÜRÜNLER	SHOWCASE PRODUCTS
MP55-05	165	VİTRİN ÜRÜNLER	SHOWCASE PRODUCTS
MP55-06	165	VİTRİN ÜRÜNLER	SHOWCASE PRODUCTS
MP55-07	165	VİTRİN ÜRÜNLER	SHOWCASE PRODUCTS
MP55-08	165	VİTRİN ÜRÜNLER	SHOWCASE PRODUCTS
MP55-09	165	VİTRİN ÜRÜNLER	SHOWCASE PRODUCTS
MP55-11	165	VİTRİN ÜRÜNLER	SHOWCASE PRODUCTS
MP55-12	165	VİTRİN ÜRÜNLER	SHOWCASE PRODUCTS
MP55-13	165	VİTRİN ÜRÜNLER	SHOWCASE PRODUCTS
MP55-14	165	VİTRİN ÜRÜNLER	SHOWCASE PRODUCTS
MP55-15	165	VİTRİN ÜRÜNLER	SHOWCASE PRODUCTS
MP55-17	165	VİTRİN ÜRÜNLER	SHOWCASE PRODUCTS
MP55-18	165	VİTRİN ÜRÜNLER	SHOWCASE PRODUCTS
MP55-19	165	VİTRİN ÜRÜNLER	SHOWCASE PRODUCTS
MP55-20	165	VİTRİN ÜRÜNLER	SHOWCASE PRODUCTS
MP55-21	30	ALÜMİNYUM KAPI VE PENCERE AKSESUARI	ALUMINIUM DOOR AND WINDOW ACCESSORIES
MP55-24	30	ALÜMİNYUM KAPI VE PENCERE AKSESUARI	ALUMINIUM DOOR AND WINDOW ACCESSORIES
MP55-25	30	ALÜMİNYUM KAPI VE PENCERE AKSESUARI	ALUMINIUM DOOR AND WINDOW ACCESSORIES

KOD / CODE	SAYFA NO / PAGE NO	ÜRÜNLER / PRODUCTS	INFO
MP56-01	21,29	ALÜMİNYUM KAPI VE PENCERE AKSESUARI	ALUMINIUM DOOR AND WINDOW ACCESSORIES
MP56-03,56-04	21	ALÜMİNYUM KAPI VE PENCERE AKSESUARI	ALUMINIUM DOOR AND WINDOW ACCESSORIES
MP56-04	37	ALÜMİNYUM KAPI VE PENCERE AKSESUARI	ALUMINIUM DOOR AND WINDOW ACCESSORIES
MP56-07	21,29	ALÜMİNYUM KAPI VE PENCERE AKSESUARI	ALUMINIUM DOOR AND WINDOW ACCESSORIES
MP57-01	144	LASTİK FITİLLER	RUBBER GASKETS
MP57-02	144	LASTİK FITİLLER	RUBBER GASKETS
MP57-03	144	LASTİK FITİLLER	RUBBER GASKETS
MP57-04	144	LASTİK FITİLLER	RUBBER GASKETS
MP57-05	144	LASTİK FITİLLER	RUBBER GASKETS
MP57-06	144	LASTİK FITİLLER	RUBBER GASKETS
MP57-07	144	LASTİK FITİLLER	RUBBER GASKETS
MP57-08	144	LASTİK FITİLLER	RUBBER GASKETS
MP57-09	144	LASTİK FITİLLER	RUBBER GASKETS
MP57-10	144	LASTİK FITİLLER	RUBBER GASKETS
MP57-11	144	LASTİK FITİLLER	RUBBER GASKETS
MP57-14	145	LASTİK FITİLLER	RUBBER GASKETS
MP57-15	145	LASTİK FITİLLER	RUBBER GASKETS
MP57-16	145	LASTİK FITİLLER	RUBBER GASKETS
MP57-17	145	LASTİK FITİLLER	RUBBER GASKETS
MP57-18	145	LASTİK FITİLLER	RUBBER GASKETS
MP57-19	145	LASTİK FITİLLER	RUBBER GASKETS
MP57-20	145	LASTİK FITİLLER	RUBBER GASKETS
MP57-21	145	LASTİK FITİLLER	RUBBER GASKETS
MP57-22	145	LASTİK FITİLLER	RUBBER GASKETS
MP57-23	145	LASTİK FITİLLER	RUBBER GASKETS
MP57-24	145	LASTİK FITİLLER	RUBBER GASKETS
MP57-25	145	LASTİK FITİLLER	RUBBER GASKETS
MP57-26	144	LASTİK FITİLLER	RUBBER GASKETS
MP57-27	144	LASTİK FITİLLER	RUBBER GASKETS
MP57-28	145	LASTİK FITİLLER	RUBBER GASKETS
MP57-29	145	LASTİK FITİLLER	RUBBER GASKETS
MP59-02	144	LASTİK FITİLLER	RUBBER GASKETS
MP59-03	144	LASTİK FITİLLER	RUBBER GASKETS
MP59-04	144	LASTİK FITİLLER	RUBBER GASKETS
MP59-05	252	DIŞ CEPHE ÜRÜNLERİ	EXTERIOR FACADE PRODUCTS
MP59-06	144	LASTİK FITİLLER	RUBBER GASKETS
HL 01	146,147,148,149	HL EPİDİYEM FITİLLER	EPDM GASKETS
MP60-02	252,164	DIŞ CEPHE ÜRÜNLERİ -NALBUR ÜRÜNLERİ	EXTERIOR FACADE PRODUCTS- HARDWARE PRODUCTS
MP60-03	252	DIŞ CEPHE ÜRÜNLERİ	EXTERIOR FACADE PRODUCTS
MP60-05	252	DIŞ CEPHE ÜRÜNLERİ	EXTERIOR FACADE PRODUCTS
MP60-06	252	DIŞ CEPHE ÜRÜNLERİ	EXTERIOR FACADE PRODUCTS

KOD / CODE	SAYFA NO / PAGE NO	ÜRÜNLER / PRODUCTS	INFO
MP60-08	252	DIŞ CEPHE ÜRÜNLERİ	EXTERIOR FACADE PRODUCTS
MP60-09	252	DIŞ CEPHE ÜRÜNLERİ	EXTERIOR FACADE PRODUCTS
MP60-10	252	DIŞ CEPHE ÜRÜNLERİ	EXTERIOR FACADE PRODUCTS
GF20	144	LASTİK FITİLLER	RUBBER GASKETS
MP57-55	145	LASTİK FITİLLER	RUBBER GASKETS
MP57-060	145	LASTİK FITİLLER	RUBBER GASKETS
MP60-Y16	164	NALBUR ÜRÜNLER	HARDWARE PRODUCTS
MP60-Y20	143	CAM ÜRÜNLER	GLASS TOOLS
MP-PK30F	135	HIRDAVAT ÜRÜNLER	HARDWARES
KUP50	135	HIRDAVAT ÜRÜNLER	HARDWARES
MS0	135	HIRDAVAT ÜRÜNLER	HARDWARES
HD4*4	136	HIRDAVAT ÜRÜNLER	HARDWARES
MP21-PNJ-MK2-3	136	HIRDAVAT ÜRÜNLER	HARDWARES
MP60-YM3/1	135	HIRDAVAT ÜRÜNLER	HARDWARES
MP60-Y7	164	NALBUR ÜRÜNLER	HARDWARE PRODUCTS
MP60-Y11	252	DIŞ CEPHE ÜRÜNLERİ	EXTERIOR FACADE PRODUCTS
MP60-Y39-1	35	ALÜMİNYUM KAPI VE PENCERE AKSESUARI	ALUMINIUM DOOR AND WINDOW ACCESSORIES
MP60-Y60	252	DIŞ CEPHE ÜRÜNLERİ	EXTERIOR FACADE PRODUCTS
MP60-Y68	164	NALBUR ÜRÜNLER	HARDWARE PRODUCTS
MP60-Y52	28	ALÜMİNYUM KAPI VE PENCERE AKSESUARI	ALUMINIUM DOOR AND WINDOW ACCESSORIES
MP61-81	21	ALÜMİNYUM KAPI VE PENCERE AKSESUARI	ALUMINIUM DOOR AND WINDOW ACCESSORIES
MP61-82	21	ALÜMİNYUM KAPI VE PENCERE AKSESUARI	ALUMINIUM DOOR AND WINDOW ACCESSORIES
MP61-83	21	ALÜMİNYUM KAPI VE PENCERE AKSESUARI	ALUMINIUM DOOR AND WINDOW ACCESSORIES
MP61-84	37	ALÜMİNYUM KAPI VE PENCERE AKSESUARI	ALUMINIUM DOOR AND WINDOW ACCESSORIES
HE-4600	37	ALÜMİNYUM KAPI VE PENCERE AKSESUARI	ALUMINIUM DOOR AND WINDOW ACCESSORIES
HE-4601	37	ALÜMİNYUM KAPI VE PENCERE AKSESUARI	ALUMINIUM DOOR AND WINDOW ACCESSORIES
HE-8000	32	ALÜMİNYUM KAPI VE PENCERE AKSESUARI	ALUMINIUM DOOR AND WINDOW ACCESSORIES
HE-9004	36	ALÜMİNYUM KAPI VE PENCERE AKSESUARI	ALUMINIUM DOOR AND WINDOW ACCESSORIES
HE-8001	36	ALÜMİNYUM KAPI VE PENCERE AKSESUARI	ALUMINIUM DOOR AND WINDOW ACCESSORIES
HE-9300	23	ALÜMİNYUM KAPI VE PENCERE AKSESUARI	ALUMINIUM DOOR AND WINDOW ACCESSORIES
HE-9403	155	KİLİTLER	LOCKS
HE-9402	155	KİLİTLER	LOCKS
HE-9700	36	ALÜMİNYUM KAPI VE PENCERE AKSESUARI	ALUMINIUM DOOR AND WINDOW ACCESSORIES
HE-9701	36	ALÜMİNYUM KAPI VE PENCERE AKSESUARI	ALUMINIUM DOOR AND WINDOW ACCESSORIES
HE-9900	30	ALÜMİNYUM KAPI VE PENCERE AKSESUARI	ALUMINIUM DOOR AND WINDOW ACCESSORIES
MP-1731	9	ALÜMİNYUM KAPI VE PENCERE AKSESUARI	ALUMINIUM DOOR AND WINDOW ACCESSORIES
MP-1732	9	ALÜMİNYUM KAPI VE PENCERE AKSESUARI	ALUMINIUM DOOR AND WINDOW ACCESSORIES
MP-M02201	36	ALÜMİNYUM KAPI VE PENCERE AKSESUARI	ALUMINIUM DOOR AND WINDOW ACCESSORIES
MP-SS100	36	ALÜMİNYUM KAPI VE PENCERE AKSESUARI	ALUMINIUM DOOR AND WINDOW ACCESSORIES
MP-DEN	159	İZALASYON ÜRÜNLER	INSULATION PRODUCTS
MP-NA1	159	İZALASYON ÜRÜNLER	INSULATION PRODUCTS

KOD / CODE	SAYFA NO / PAGE NO	ÜRÜNLER / PRODUCTS	INFO
MP-ABC	159	İZALASYON ÜRÜNLER	INSULATION PRODUCTS
MP-HBSB1	37	ALÜMİNYUM KAPI VE PENCERE AKSESUARI	ALUMINIUM DOOR AND WINDOW ACCESSORIES
MP-HG63	37	ALÜMİNYUM KAPI VE PENCERE AKSESUARI	ALUMINIUM DOOR AND WINDOW ACCESSORIES
	38-51	ÇİEESSE AKSESUAR	ÇİEESSE ALÜMİNYUM KAPI VE PENCERE AKSESUARLARI
	52	CNC MAKİNALAR	CNC MACHINES
	58	ALÜMİNYUM İŞLEME MAKİNALARI	ALUMINIUM AND PVC PROFILE PROCESSING MACHINES
CPME 2B-CPM 0 2B	112	KOMPOZİT MAKİNASI	COMPOSITE MACHINES
	113	ÇAM KESİM VE İŞLEMİ MAKİNALARI	GLASS CUTTING AND PROCESSING MACHINES
MP3001...	168	KÜPEŞTE PROFİL VE AKS	HANDRAILS PROFILE ACCESSORIES
	194	PASLANMAZ KÜPEŞTE	STAINLESS STEEL HANDRAILS ACCESSORIES
MP-MKS	219	KARE KÜPEŞTE PRF VE AKS	SQUARE HANDRAILS PROFILES AND ACCESSORIES
MP-C 50	231	ÇAM KÜPEŞTE AKSESUARLARI	GLASS HANDRAILS ACCESSORIES
MP-CB	233	ÇAM BALKON AKSESUARI	GLASS BALCONY ACCESSORIES
	237	PLEKSİ KÜPEŞTE	PLEXY HANDRAILS
	242	SİNEKLİK ÜRÜNLER	FLYSCREEN ACCESSORIES
MP-355B	37	ALÜMİNYUM KAPI VE PENCERE AKSESUARI	ALUMINIUM DOOR AND WINDOW ACCESSORIES
MP-DNM	159	NALBUR ÜRÜNLERİ	HARDWARE PRODUCTS
MP-DNB	159	NALBUR ÜRÜNLERİ	HARDWARE PRODUCTS

RENK KARTELASI KODLAR

MEVCUT KOD / CODE	YENİ KOD / NEW CODE
HLM 110	HLM 011
HLM 120	HLM 012
HLM 130	HLM 013
HLM 140
HLM 150
.....	HLM 014
.....	HLM 015
HLM 160	HLM 016
HLM 170	HLM 017
HLM180	HLM 018
HLP 120	HLP 012
HLP 130	HLP 013
HLP 140
.....	HLP 015
HLP 150
HLP 160	HLP 016
HLP 170	HLP 017
HLP 180	HLP 018



METALPLAST GROUP – Worldwide DÜNYA ÇAPINDA METALPLAST GRUP



METALPLAST GROUP ALÜMİNYUM TURİZM İTH. İHR. SAN. TİC. LTD. ŞTİ.

Oruçreis Mah. Tekstilkent Cad. 10-V Blok No:214 (2.Kat)
Tekstilkent Ticaret Merkezi Esenler / İstanbul / Türkiye



www.metalplastgroup.com



info@metalplastgroup.com

MPG
METALPLAST GROUP